

FCC Test Report

FCC ID : SQG-SONAIF573
Equipment : Sona IF573 802.11ax Wi-Fi 6E Module with Bluetooth 5.4
Model No. : Sona IF573
Brand Name : Laird Connectivity
Applicant : Laird Connectivity LLC
Address : W66N220 Commerce Court, Cedarburg, WI 53012 United States Of America
Standard : 47 CFR FCC Part 15.407
Equipment Class / Type : ☐ 6ID: Indoor access point
☐ 6PP: Subordinate device
☒ 6XD: Client device
Received Date : Jan. 17, 2023
Tested Date : Apr. 10 ~ Aug. 04, 2023

We, International Certification Corporation, would like to declare that the tested sample has been evaluated and in compliance with the requirement of the above standards. The test results contained in this report refer exclusively to the product. It shall not be reproduced except in full without the written approval of our laboratory.

Reviewed by:


Along Chen / Assistant Manager

Approved by:


Gary Chang / Manager

Table of Contents

1	GENERAL DESCRIPTION	5
1.1	Information.....	5
1.2	Local Support Equipment List	12
1.3	Test Setup Chart	12
1.4	The Equipment List	14
1.5	Test Standards	16
1.6	Reference Guidance	16
1.7	Deviation from Test Standard and Measurement Procedure.....	17
1.8	Measurement Uncertainty	17
2	TEST CONFIGURATION.....	18
2.1	Testing Facility	18
2.2	Test Modes and Channel Details	18
3	TRANSMITTER TEST RESULTS	22
3.1	Emission Bandwidth	22
3.2	RF Output Power.....	23
3.3	Power Spectral Density	24
3.4	Unwanted Emissions.....	25
3.5	In-Band Emissions	28
3.6	Frequency Stability.....	30
3.7	Contention Based Protocol.....	31
3.8	AC Power Line Conducted Emissions	33
4	TEST LABORATORY INFORMATION	34
Appendix A. Emission Bandwidth		
Appendix B. RF Output Power		
Appendix C. Power Spectral Density		
Appendix D. Unwanted Emissions		
Appendix E. In-Band Emissions		
Appendix F. Frequency Stability		
Appendix G. Contention Based Protocol		
Appendix H. AC Power Line Conducted Emissions		

Release Record

Report No.	Version	Description	Issued Date
FR311701AO	Rev. 01	Initial issue	Jul. 28, 2023

Summary of Test Results

FCC Rules	Test Items	Measured	Result
15.207	AC Power Line Conducted Emissions	[dBuV]: 0.500MHz 39.28 (Margin -6.72dB) - AV	Pass
15.407(b)(5) 15.209	Unwanted Emission	[dBuV/m at 3m]: 4000.00MHz 50.98 (Margin -3.02dB) - AV	Pass
15.407(b)(6)	In-Band Emissions (Mask)	Meet the requirement of limit	Pass
15.407(a)(10)	Emission Bandwidth	Meet the requirement of limit	Pass
15.407(a)(5)	RF Output Power (e.i.r.p)	Max Power [dBm]: Non-beamforming mode 5925-6425MHz: 14.36 6425-6525MHz: 14.26 6525-6875MHz: 14.25 6875-7125MHz: 14.34 Beamforming mode 5925-6425MHz: 14.36 6425-6525MHz: 14.26 6525-6875MHz: 14.25 6875-7125MHz: 14.34	Pass
15.407(a)(5)	Power Spectral Density (e.i.r.p)	Meet the requirement of limit	Pass
15.407(d)(6)	Contention Based Protocol	Meet the requirement of limit	Pass
15.407(g)	Frequency Stability	Meet the requirement of limit	Pass
15.203	Antenna Requirement	Meet the requirement of limit	Pass

Declaration of Conformity:

The test results with all measurement uncertainty excluded are presented in accordance with the regulation limits or requirements declared by manufacturers.

Comments and Explanations:

The declared of product specification for EUT presented in the report are provided by the manufacturer, and the manufacturer takes all the responsibilities for the accuracy of product specification.

1 General Description

1.1 Information

1.1.1 Product Details

The four configurations of the EUT are shown on the following:

Model Name	Part No.	Description
Sona IF573	453-00117	Module, Sona IF573, MIMO, MHF4
	453-00118	Module, Sona IF573, MIMO, Trace Pin
	453-00119	Module, Sona IF573, MIMO, M.2, Key E, SDIO, UART
	453-00120	Module, Sona IF573, MIMO, M.2, Key E, PCIe, UART

1.1.2 Specification of the Equipment under Test (EUT)

RF General Information					
Frequency Range (MHz)	IEEE Std. 802.11	Ch. Freq. (MHz)	Channel Number	Transmit Chains (N _{TX})	Data Rate / MCS
5925 ~ 7125	11a	5955 ~ 7115	1 ~ 233 [59]	2	MCS 0-11
5925 ~ 7125	ax (HE20)	5955 ~ 7115	1 ~ 233 [59]	2	MCS 0-11
5925 ~ 7125	ax (HE40)	5965 ~ 7085	3 ~ 227 [29]	2	MCS 0-11
5925 ~ 7125	ax (HE80)	5985 ~ 7025	7 ~ 215 [14]	2	MCS 0-11

Note 1: OFDM/OFDMA-BPSK, QPSK, 16QAM, 64QAM, 256QAM and 1024QAM modulation.
Note 2: 802.11ax supports beamforming function.
Note 3: 802.11ax supports full RU and partial RU configuration. Test results of full RU configuration are recorded in this report. Refers to report no.: FR311701-1AO for test results of partial RU configuration.

1.1.3 Antenna Details

Ant. No.	Manufacturer	Model	Part Number	Type	Connector	Operating Frequencies / Gain (dBi)		
						2.4GHz	5GHz	6GHz
1	JOYMAX	TWX-100B RSAX-2001	NA	Dipole	RP-SMA	2	4	4
2	Laird	FlexMIMO 6E	EFD2471A3 S-10MH4L	PIFA	MHF4L	2.2	3.8	3.3
3	Laird	Mini NanoBlade Flex 6 GHz	EMF2471A 3S-10MH4L	PCB Dipole	MHF4L	2.4	4.4	5.2
4	Laird	FlexPIFA 6E	EFB2471A3 S-10MH4L	PIFA	MHF4L	2.2	3.9	3.8

1.1.4 Power Supply Type of Equipment under Test (EUT)

Power Supply Type	3.3Vdc from host
--------------------------	------------------

1.1.5 Accessories

N/A

1.1.6 Channel List

802.11a / ax HE20							
Channel	Frequency (MHz)	Channel	Frequency (MHz)	Channel	Frequency (MHz)	Channel	Frequency (MHz)
1	5955	61	6255	121	6555	181	6855
5	5975	65	6275	125	6575	185	6875
9	5995	69	6295	129	6595	189	6895
13	6015	73	6315	133	6615	193	6915
17	6035	77	6335	137	6635	197	6935
21	6055	81	6355	141	6655	201	6955
25	6075	85	6375	145	6675	205	6975
29	6095	89	6395	149	6695	209	6995
33	6115	93	6415	153	6715	213	7015
37	6135	97	6435	157	6735	217	7035
41	6155	101	6455	161	6755	221	7055
45	6175	105	6475	165	6775	225	7075
49	6195	109	6495	169	6795	229	7095
53	6215	113	6515	173	6815	233	7115
57	6235	117	6535	177	6835	-	-

802.11 ax HE40							
Channel	Frequency (MHz)	Channel	Frequency (MHz)	Channel	Frequency (MHz)	Channel	Frequency (MHz)
3	5965	67	6285	131	6605	195	6925
11	6005	75	6325	139	6645	203	6965
19	6045	83	6365	147	6685	211	7005
27	6085	91	6405	155	6725	219	7045
35	6125	99	6445	163	6765	227	7085
43	6165	107	6485	171	6805	---	---
51	6205	115	6525	179	6845	---	---
59	6245	123	6565	187	6885	---	---

802.11 ax HE80							
Channel	Frequency (MHz)	Channel	Frequency (MHz)	Channel	Frequency (MHz)	Channel	Frequency (MHz)
7	5985	71	6305	135	6625	199	6945
23	6065	87	6385	151	6705	215	7025
39	6145	103	6465	167	6785	---	---
55	6225	119	6545	183	6865	---	---

1.1.7 Test Tool and Duty Cycle

Test Tool	Tera Term, V4.49		
Duty Cycle and Duty Factor	Mode	Duty Cycle (%)	Duty Factor (dB)
	11a	99.31%	0.03
	ax HE20-OFDMA	99.55%	0.02
	ax HE40-OFDMA	98.97%	0.05
	ax HE80-OFDMA	97.45%	0.11

1.1.8 Power Index of Test Tool

SC Module

Modulation Mode	Test Frequency (MHz)	Power Index
11a	5955	-6
11a	6175	-5
11a	6415	0
11a	6435	0
11a	6475	1
11a	6515	-1
11a	6535	-2
11a	6715	-2
11a	6855	-1
11a	6875	-1
11a	6895	-1
11a	7015	0
11a	7095	1
11a	7115	-4
ax HE20-OFDMA	5955	58
ax HE20-OFDMA	6175	57
ax HE20-OFDMA	6415	58
ax HE20-OFDMA	6435	58
ax HE20-OFDMA	6475	57
ax HE20-OFDMA	6515	59
ax HE20-OFDMA	6535	63
ax HE20-OFDMA	6715	60
ax HE20-OFDMA	6855	58
ax HE20-OFDMA	6875	58
ax HE20-OFDMA	6895	59
ax HE20-OFDMA	7015	56
ax HE20-OFDMA	7095	52
ax HE20-OFDMA	7115	56
ax HE40-OFDMA	5965	52
ax HE40-OFDMA	6165	52
ax HE40-OFDMA	6405	53
ax HE40-OFDMA	6445	53
ax HE40-OFDMA	6485	53

ax HE40-OFDMA	6525	54
ax HE40-OFDMA	6565	57
ax HE40-OFDMA	6725	54
ax HE40-OFDMA	6845	52
ax HE40-OFDMA	6885	54
ax HE40-OFDMA	6925	53
ax HE40-OFDMA	7005	51
ax HE40-OFDMA	7085	45
ax HE80-OFDMA	5985	45
ax HE80-OFDMA	6145	45
ax HE80-OFDMA	6385	46
ax HE80-OFDMA	6465	46
ax HE80-OFDMA	6545	51
ax HE80-OFDMA	6625	50
ax HE80-OFDMA	6705	48
ax HE80-OFDMA	6785	46
ax HE80-OFDMA	6865	45
ax HE80-OFDMA	6945	45
ax HE80-OFDMA	7025	43

ST M.2, PCIe module

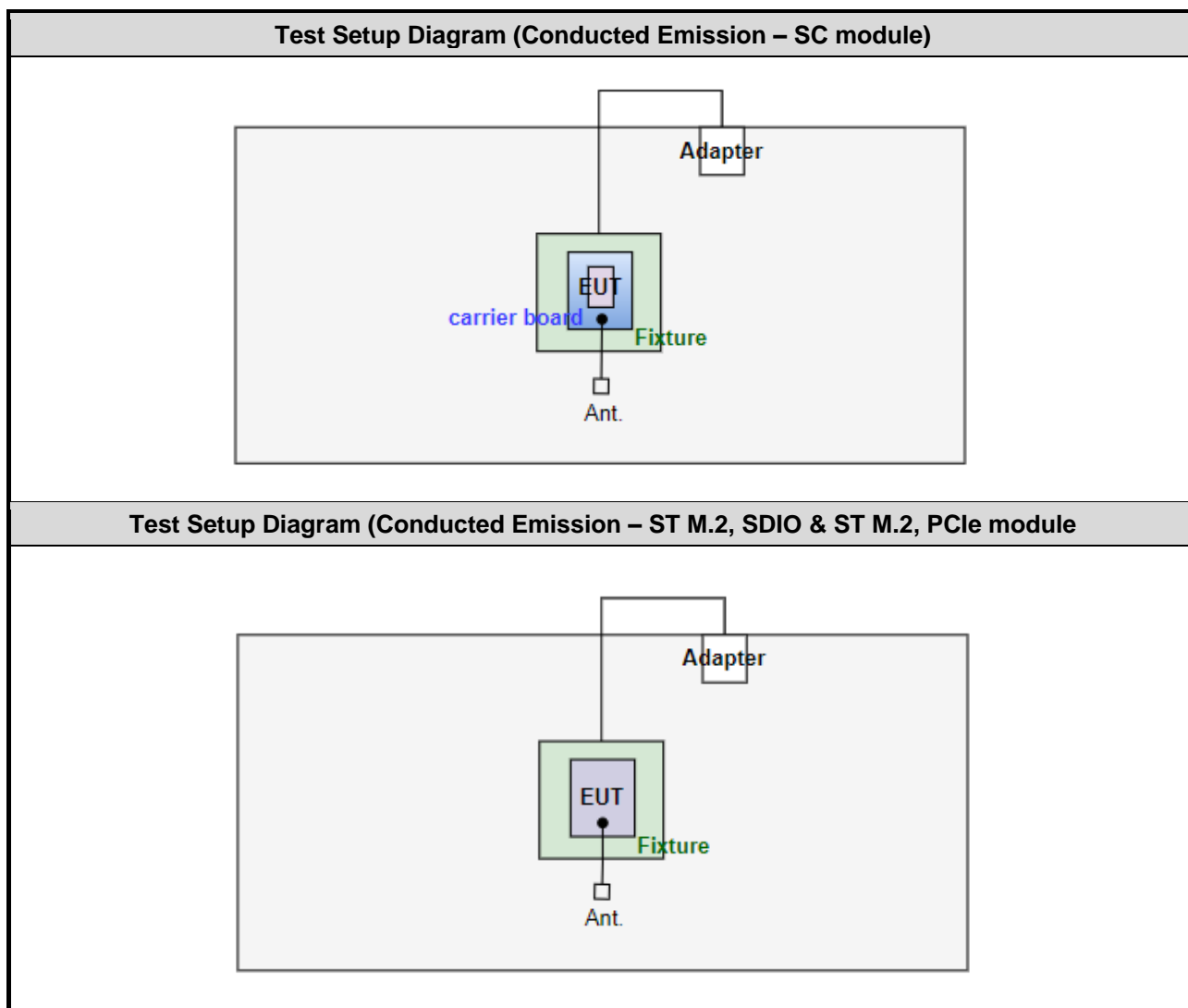
Modulation Mode	Test Frequency (MHz)	Power Index
11a	5955	-1
11a	6175	-1
11a	6415	-1
11a	6435	-3
11a	6475	-2
11a	6515	-3
11a	6535	-6
11a	6715	-5
11a	6855	-4
11a	6875	-3
11a	6895	-4
11a	7015	-4
11a	7095	-3
11a	7115	-4
ax HE20-OFDMA	5955	57
ax HE20-OFDMA	6175	58
ax HE20-OFDMA	6415	57
ax HE20-OFDMA	6435	57
ax HE20-OFDMA	6475	55
ax HE20-OFDMA	6515	56
ax HE20-OFDMA	6535	60
ax HE20-OFDMA	6715	57
ax HE20-OFDMA	6855	55
ax HE20-OFDMA	6875	54
ax HE20-OFDMA	6895	55
ax HE20-OFDMA	7015	54
ax HE20-OFDMA	7095	53
ax HE20-OFDMA	7115	57
ax HE40-OFDMA	5965	50
ax HE40-OFDMA	6165	53
ax HE40-OFDMA	6405	51
ax HE40-OFDMA	6445	51
ax HE40-OFDMA	6485	50
ax HE40-OFDMA	6525	51
ax HE40-OFDMA	6565	55

ax HE40-OFDMA	6725	51
ax HE40-OFDMA	6845	49
ax HE40-OFDMA	6885	50
ax HE40-OFDMA	6925	50
ax HE40-OFDMA	7005	49
ax HE40-OFDMA	7085	47
ax HE80-OFDMA	5985	43
ax HE80-OFDMA	6145	45
ax HE80-OFDMA	6385	44
ax HE80-OFDMA	6465	46
ax HE80-OFDMA	6545	48
ax HE80-OFDMA	6625	46
ax HE80-OFDMA	6705	44
ax HE80-OFDMA	6785	44
ax HE80-OFDMA	6865	42
ax HE80-OFDMA	6945	42
ax HE80-OFDMA	7025	41

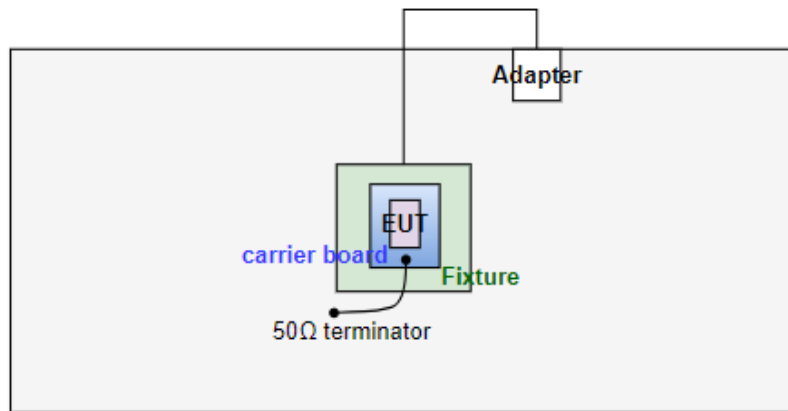
1.2 Local Support Equipment List

Support Equipment List					
No.	Equipment	Brand	Model	FCC ID	Remarks
1	Laptop	DELL	Latitude 5400	DoC	---
2	Fixture	---	700-46370 REV B	---	Provided by applicant.
3	Fixture's adapter	---	EA1045CR	---	Provided by applicant. I/P: 100-240Vac,1.5A,50-60Hz O/P: 5.0V 3.0A
4	50Ω terminator	---	---	---	---

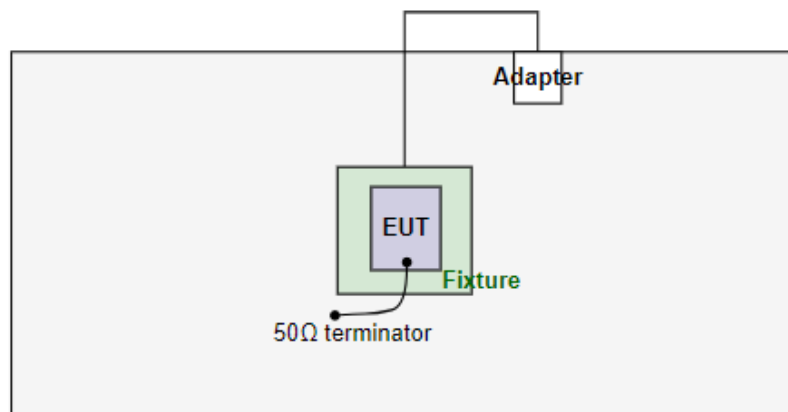
1.3 Test Setup Chart



Test Setup Diagram (Radiated Emission – SC module)



Test Setup Diagram (Radiated Emission – ST M.2, SDIO & ST M.2, PCIe module)



1.4 The Equipment List

Test Item	Conducted Emission				
Test Site	Conduction room 1 / (CO01-WS)				
Tested Date	May 23, 2023				
Instrument	Brand	Model No.	Serial No.	Calibration Date	Calibration Until
Receiver	R&S	ESR3	101658	Feb. 17, 2023	Feb. 16, 2024
LISN	R&S	ENV216	101295	Jan. 31, 2023	Jan. 30, 2024
LISN (Support Unit)	SCHWARZBECK	Schwarzbeck 8127	8127667	Jan. 03, 2023	Jan. 02, 2024
RF Cable-CON	Woken	CFD200-NL	CFD200-NL-001	Oct. 17, 2022	Oct. 16, 2023
50 ohm terminal (Support Unit)	NA	50	03	Jun. 08, 2022	Jun. 07, 2023
Measurement S/W	AUDIX	e3	6.120210k	NA	NA
Measurement S/W	Sporton	SENSE-EMI	V5.10.8.7	NA	NA
Note: Calibration Interval of instruments listed above is one year.					

Test Item	RF Conducted				
Test Site	(TH01-WS)				
Tested Date	Apr. 10 ~ Aug. 04, 2023				
Instrument	Brand	Model No.	Serial No.	Calibration Date	Calibration Until
Spectrum Analyzer	R&S	FSV40	101498	Nov. 21, 2022	Nov. 20, 2023
Power Meter	Anritsu	ML2495A	1241002	Nov. 23, 2022	Nov. 22, 2023
Power Sensor	Anritsu	MA2411B	1207366	Nov. 23, 2022	Nov. 22, 2023
DC POWER SOURCE	GW INSTR	GPC-6030D	GES855395	Oct. 31, 2022	Oct. 30, 2023
TEMP&HUMIDITY CHAMBER	GIANT FORCE	GTH-150-40-CP-AR-T	MAA1407-012	Sep. 19, 2022	Sep. 18, 2023
HIGHPASS FILTER 7.5-18G	warison	WFIL-H7500-18000F	WRIA9FWC2B2	Oct. 06, 2022	Oct. 05, 2023
LOWPASS FILTER	WI	WLKS1100-12SS	2	Oct. 06, 2022	Oct. 05, 2023
LOWPASS FILTER	WI	WLKS5000-12SS	1	Oct. 06, 2022	Oct. 05, 2023
Attenuator	woken	PE7013-10	10-1	Oct. 14, 2022	Oct. 13, 2023
Measurement S/W	Sporton	SENSE-15407_NII	V5.11	NA	NA
Note: Calibration Interval of instruments listed above is one year.					

Test Item	Radiated Emission				
Test Site	966 chamber1 / (03CH01-WS)				
Tested Date	Apr. 12 ~ Jun. 26, 2023				
Instrument	Brand	Model No.	Serial No.	Calibration Date	Calibration Until
Receiver	R&S	ESR3	101657	Mar. 03, 2023	Mar. 02, 2024
Spectrum Analyzer	R&S	FSV40	101498	Nov. 21, 2022	Nov. 20, 2023
Loop Antenna	R&S	HFH2-Z2	100330	Nov. 01, 2022	Oct. 31, 2023
Bilog Antenna	SCHWARZBECK	VULB9168	VULB9168-522	Aug. 03, 2022	Aug. 02, 2023
Horn Antenna 1G-18G	SCHWARZBECK	BBHA 9120 D	BBHA 9120 D 1096	Nov. 25, 2022	Nov. 24, 2023
Horn Antenna 18G-40G	SCHWARZBECK	BBHA 9170	BBHA 9170517	Oct. 27, 2022	Oct. 26, 2023
Preamplifier	EMC	EMC02325	980225	Jun. 28, 2022	Jun. 27, 2023
Preamplifier	EMC	EMC118A45SE	980898	Jul. 16, 2022	Jul. 15, 2023
Preamplifier	EMC	EMC184045SE	980903	Jul. 16, 2022	Jul. 15, 2023
Loop Antenna Cable	KOAX KABEL	101354-BW	101354-BW	Oct. 04, 2022	Oct. 03, 2023
LF cable 3M	Woken	CFD400NL-LW	CFD400NL-001	Oct. 04, 2022	Oct. 03, 2023
LF cable 11M	EMC	EMCCFD400-NW-NW-11000	200801	Oct. 04, 2022	Oct. 03, 2023
LF cable 1M	EMC	EMCCFD400-NM-NM-1000	160502	Oct. 04, 2022	Oct. 03, 2023
RF Cable	EMC	EMC104-35M-35M-8000	210920	Oct. 04, 2022	Oct. 03, 2023
RF Cable	EMC	EMC104-35M-35M-3000	210922	Oct. 04, 2022	Oct. 03, 2023
HIGHPASS FILTER 7-18G	K&L	11SH10-7000/T18000-O/OP	18	Oct. 06, 2022	Oct. 05, 2023
LOWPASS FILTER	WI	WLKS5000-12SS	1	Oct. 06, 2022	Oct. 05, 2023
Attenuator	woken	PE7013-10	10-1	Oct. 14, 2022	Oct. 13, 2023
Measurement S/W	AUDIX	e3	6.120210g	NA	NA
Note: Calibration Interval of instruments listed above is one year.					

Test Item	CBP (Contention Based Protocol)				
Test Site	(TH01-WS)				
Tested Date	May 19, 2023				
Instrument	Brand	Model No.	Serial No.	Calibration Date	Calibration Until
Spectrum Analyzer	R&S	FSV40	101910	Apr. 14, 2023	Apr. 13, 2024
AWGN Signal Generator	R&S	SMW200A	109619	Jul. 26, 2022	Jul. 25, 2023
Splitter	woken	0120A02201801O	DOM2AEW1A23	Oct. 13, 2022	Oct. 12, 2023
Directional Coupler	KRYTAR	180120	146890	Oct. 14, 2022	Oct. 13, 2023
RF Cable	WOKEN	woken-S05	S05-141231-110	Aug. 31, 2022	Aug. 30, 2023
RF Cable	EMC	EMC105SFF-SM-SM-2000	210816	Aug. 31, 2022	Aug. 30, 2023
RF Cable	EMC	EMC104-SM-SM-8000	181106	Aug. 31, 2022	Aug. 30, 2023
Attenuator	woken	PE7013-10	10-1	Oct. 14, 2022	Oct. 13, 2023
Attenuator	woken	PE7013-20	20-1	Oct. 14, 2022	Oct. 13, 2023
Companion Device	Netgear	RAXE500	NA	NA	NA
Measurement S/W	NA	NA	NA	NA	NA
Note: Calibration Interval of instruments listed above is one year.					

1.5 Test Standards

47 CFR FCC Part 15.407
ANSI C63.10-2013

1.6 Reference Guidance

FCC KDB 987594 D02 U-NII 6GHz EMC Measurement v01r01
FCC KDB 789033 D02 General UNII Test Procedures New Rules v02r01
FCC KDB 412172 D01 Determining ERP and EIRP v01r01
FCC KDB 662911 D01 Multiple Transmitter Output v02r01

1.7 Deviation from Test Standard and Measurement Procedure

None

1.8 Measurement Uncertainty

The measurement uncertainties given below are based on a 95% confidence level (based on a coverage factor ($k=2$)).

Measurement Uncertainty	
Parameters	Uncertainty
Bandwidth	± 34.130 Hz
Conducted power	± 0.808 dB
Frequency error	$\pm 1 \times 10^{-9}$
Power density	± 0.583 dB
Conducted emission	± 2.715 dB
AC conducted emission	± 2.92 dB
Unwanted Emission ≤ 1 GHz	± 3.41 dB
Unwanted Emission > 1 GHz	± 4.59 dB
Time	$\pm 0.1\%$
Temperature	± 0.4 °C

2 Test Configuration

2.1 Testing Facility

Test Laboratory	International Certification Corporation
Test Site	CO01-WS, 03CH01-WS, TH01-WS
Address of Test Site	No.3-1, Lane 6, Wen San 3rd St., Kwei Shan Dist., Tao Yuan City 33381, Taiwan (R.O.C.)

- FCC Designation No.: TW2732
- FCC site registration No.: 181692
- ISSED#: 10807A
- CAB identifier: TW2732

2.2 Test Modes and Channel Details

Test item	Modulation Mode	Test Frequency (MHz)	Data Rate	Test method	Mode	Test Configuration	Note
Non-beamforming mode							
AC Power Line Conducted Emissions	ax HE80-OFDMA	6385	MCS 0	Conducted	TX	1, 2, 3	-
Unwanted Emissions ≤1GHz	ax HE80-OFDMA	6385	MCS 0	Radiated	TX	1, 2, 3	Note 2
Unwanted Emissions >1GHz	11a	5955 / 6175 / 6415 / 6435 / 6475 / 6515 / 6535 / 6715 / 6855 / 6875 / 6895 / 7015 / 7095 / 7115	6 Mbps	Radiated	TX	1	Note 2
	ax HE20-OFDMA	5955 / 6175 / 6415 / 6435 / 6475 / 6515 / 6535 / 6715 / 6855 / 6875 / 6895 / 7015 / 7095 / 7115	MCS 0				
	ax HE40-OFDMA	5965 / 6165 / 6405 / 6445 / 6485 / 6525 / 6565 / 6725 / 6845 / 6885 / 6925 / 7005 / 7085	MCS 0				
	ax HE80-OFDMA	5985 / 6145 / 6385 / 6465 / 6545 / 6625 / 6705 / 6785 / 6865 / 6945 7025	MCS 0				
	ax HE80-OFDMA	6145 / 6465 / 6705 / 6945	MCS 0	Radiated	TX	3	Note 2

Test item	Modulation Mode	Test Frequency (MHz)	Data Rate	Test method	Mode	Test Configuration	Note
Unwanted Emissions ≤1GHz	ax HE80-OFDMA	6385	MCS 0	Conducted	TX	1, 3	-
Unwanted Emissions >1GHz	11a	5955 / 6175 / 6415 / 6435 / 6475 / 6515 / 6535 / 6715 / 6855 / 6875 / 6895 / 7015 / 7095 / 7115	6 Mbps	Conducted	TX	1	-
	ax HE20-OFDMA	5955 / 6175 / 6415 / 6435 / 6475 / 6515 / 6535 / 6715 / 6855 / 6875 / 6895 / 7015 / 7095 / 7115	MCS 0				
	ax HE40-OFDMA	5965 / 6165 / 6405 / 6445 / 6485 / 6525 / 6565 / 6725 / 6845 / 6885 / 6925 / 7005 / 7085	MCS 0				
	ax HE80-OFDMA	5985 / 6145 / 6385 / 6465 / 6545 / 6625 / 6705 / 6785 / 6865 / 6945 7025	MCS 0				
	11a	7115	6 Mbps	Conducted	TX	3	-
	ax HE20-OFDMA	6535	MCS 0				
	ax HE40-OFDMA	6165	MCS 0				
	ax HE80-OFDMA	6465	MCS 0				
EIRP	11a	5955 / 6175 / 6415 / 6435 / 6475 / 6515 / 6535 / 6715 / 6855 / 6875 / 6895 / 7015 / 7095 / 7115	6 Mbps	Conducted	TX	1, 3	-
	ax HE20-OFDMA	5955 / 6175 / 6415 / 6435 / 6475 / 6515 / 6535 / 6715 / 6855 / 6875 / 6895 / 7015 / 7095 / 7115	MCS 0				
	ax HE40-OFDMA	5965 / 6165 / 6405 / 6445 / 6485 / 6525 / 6565 / 6725 / 6845 / 6885 / 6925 / 7005 / 7085	MCS 0				
	ax HE80-OFDMA	5985 / 6145 / 6385 / 6465 / 6545 / 6625 / 6705 / 6785 / 6865 / 6945 7025	MCS 0				

Test item	Modulation Mode	Test Frequency (MHz)	Data Rate	Test method	Mode	Test Configuration	Note
Emission Bandwidth Power Spectral Density In-Band Emissions	11a	5955 / 6175 / 6415 / 6435 / 6475 / 6515 / 6535 / 6715 / 6855 / 6875 / 6895 / 7015 / 7095 / 7115	6 Mbps	Conducted	TX	1	-
	ax HE20-OFDMA	5955 / 6175 / 6415 / 6435 / 6475 / 6515 / 6535 / 6715 / 6855 / 6875 / 6895 / 7015 / 7095 / 7115	MCS 0				
	ax HE40-OFDMA	5965 / 6165 / 6405 / 6445 / 6485 / 6525 / 6565 / 6725 / 6845 / 6885 / 6925 / 7005 / 7085	MCS 0				
	ax HE80-OFDMA	5985 / 6145 / 6385 / 6465 / 6545 / 6625 / 6705 / 6785 / 6865 / 6945 7025	MCS 0				
Contention Based Protocol	ax HE20-OFDMA ax HE80-OFDMA	6195 / 6475 / 6695 / 6995 6145 / 6465 / 6785 / 7025	MCS 0	Conducted	TX	1	-
Frequency Stability	Un-modulation	6475 / 7015	MCS 0	Conducted	TX	1	-
Beamforming mode							
EIRP	11a	5955 / 6175 / 6415 / 6435 / 6475 / 6515 / 6535 / 6715 / 6855 / 6875 / 6895 / 7015 / 7095 / 7115	6 Mbps	Conducted	TX	1, 3	-
	ax HE20-OFDMA	5955 / 6175 / 6415 / 6435 / 6475 / 6515 / 6535 / 6715 / 6855 / 6875 / 6895 / 7015 / 7095 / 7115	MCS 0				
	ax HE40-OFDMA	5965 / 6165 / 6405 / 6445 / 6485 / 6525 / 6565 / 6725 / 6845 / 6885 / 6925 / 7005 / 7085	MCS 0				
	ax HE80-OFDMA	5985 / 6145 / 6385 / 6465 / 6545 / 6625 / 6705 / 6785 / 6865 / 6945 7025	MCS 0				
NOTE: 1. The EUT was pretested with 3 orientations placed on the table for the radiated emission measurement – X, Y, and Z-plane. The Y-plane result was found as the worst case and was shown in this report. 2. The 50Ω terminator is connected to antenna port of EUT for radiated emission measurement. 3. Beamforming mode is calculated not measured. The calculation method is conducted power of non-beamforming – 3.01 dB. 4. Test configurations are listed as below: Configuration 1: Laird part number: 453-00117 (SC module) Configuration 2: Laird part number: 453-00119 (ST M.2, SDIO Module) Configuration 3: Laird part number: 453-00120 (ST M.2, PCIe Module)							

2.3 Directional gain

Directional gain is calculated by following formula from FCC KDB 662911 D01 section F)2)f)(i)

Directional gain = G_{ANT} + Array Gain; (G_{ANT} is 5.2 dBi)

For Power measurement (Non-Beamforming)

Array gain = 0 dB for $N_{ANT} \leq 4$; (N_{ANT} for the device is 2)

For Power spectral density / out of band emission (conducted measurement) / Power measurement (Beamforming)

Array gain = $10 \cdot \log(N_{ANT}/N_{SS})$ dB; (N_{SS} for the device is 1)

Directional gain is calculated as below

Test item	G_{ANT} (dBi)	Array gain (dB)	Directional gain (dBi)
Output power (Non-Beamforming)	5.2	0	5.2
Output power (Beamforming)	5.2	3.01	8.21
Power spectral density	5.2	3.01	8.21
Out of band emission(conducted measurement)	5.2	3.01	8.21

3 Transmitter Test Results

3.1 Emission Bandwidth

3.1.1 Limit

The maximum transmitter channel bandwidth for U-NII devices in the 5.925-7.125 GHz band is 320 megahertz.

3.1.2 Test Procedures


26dB Bandwidth

1. Set RBW = approximately 1% of the emission bandwidth.
2. Set the VBW > RBW, Detector = Peak.
3. Trace mode = max hold.
4. Measure the maximum width of the emission that is 26 dB down from the peak of the emission.

Occupied Bandwidth

1. Set RBW = 1 % to 5 % of the OBW.
2. Set VBW \geq 3 RBW.
3. Sample detection and single sweep mode shall be used.
4. Use the 99 % power bandwidth function of the instrument.

3.1.3 Test Setup



3.1.4 Test Results

Ambient Condition	20-26°C / 61-67%	Tested By	Aska Huang
-------------------	------------------	-----------	------------

Refer to Appendix A.

3.2 RF Output Power

3.2.1 Limit

Frequency Band	Operating Mode	Maximum EIRP Limit
5925 ~ 7125 MHz	<input type="checkbox"/> Indoor access point	30 dBm
	<input type="checkbox"/> Subordinate device	30 dBm
	<input checked="" type="checkbox"/> Client devices	24 dBm

3.2.2 Test Procedures

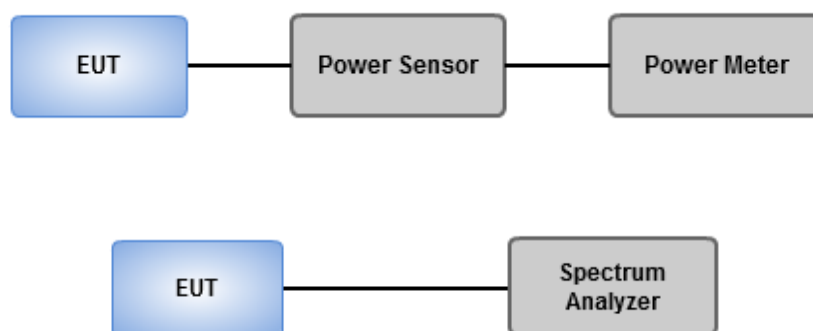
Method PM-G (Measurement using a gated RF average power meter)

1. Measurements is performed using a wideband gated RF power meter provided that the gate parameters are adjusted such that the power is measured only when the EUT is transmitting at its maximum power control level. Since the measurement is made only during the ON time of the transmitter, no duty cycle correction factor is required.
2. $EIRP = \text{Measured conducted power} + \text{Antenna gain}$

Spectrum analyzer (For channel that extends across the 6.525 / 6.875 GHz boundary)

1. Set RBW = 1MHz, VBW = 3MHz, Sweep time = Auto, Detector = RMS.
2. Trace average at least 100 traces in power averaging mode.
3. Compute power by integrating the spectrum across the 26 dB EBW.
4. Add $10 \log(1/X, X:\text{duty cycle})$ if duty cycle is <98%.
5. $EIRP = \text{Measured conducted power} + \text{Antenna gain}$

3.2.3 Test Setup



3.2.4 Test Result

Ambient Condition	20-26°C / 61-67%	Tested By	Aska Huang
-------------------	------------------	-----------	------------

Refer to Appendix B.

3.3 Power Spectral Density

3.3.1 Limit

Frequency Band	Operating Mode	Limit
5925 ~ 7125 MHz	<input type="checkbox"/> Indoor access point	EIRP: 5 dBm / 1 MHz
	<input type="checkbox"/> Subordinate device	EIRP: 5 dBm / 1 MHz
	<input checked="" type="checkbox"/> Client devices	EIRP: -1 dBm / 1 MHz

3.3.2 Test Procedures


Duty cycle \geq 98 %

1. Set RBW = 1 MHz, VBW = 3 MHz, Sweep time = auto, Detector = RMS.
2. Trace average 100 traces.
3. Use the peak marker function to determine the maximum amplitude level.
4. EIRP PSD = Measured conducted power density + Antenna gain

Duty cycle < 98 %

1. Set RBW = 1 MHz, VBW = 3 MHz, Detector = RMS.
2. Set sweep time $\geq 10 \times$ (number of points in sweep) \times (total on/off period of the transmitted signal).
3. Perform a single sweep.
4. Use the peak marker function to determine the maximum amplitude level.
5. Add $10 \log(1/x)$, where x is the duty cycle.
6. EIRP PSD = Measured conducted power density + Antenna gain

3.3.3 Test Setup



3.3.4 Test Result

Ambient Condition	20-26°C / 61-67%	Tested By	Aska Huang
-------------------	------------------	-----------	------------

Refer to Appendix C.

3.4 Unwanted Emissions

3.4.1 Limit of Unwanted Emissions

Restricted Band Emissions Limit			
Frequency Range (MHz)	Field Strength (uV/m)	Field Strength (dBuV/m)	Measure Distance (m)
0.009~0.490	2400/F(kHz)	48.5 - 13.8	300
0.490~1.705	24000/F(kHz)	33.8 - 23	30
1.705~30.0	30	29	30
30~88	100	40	3
88~216	150	43.5	3
216~960	200	46	3
Above 960	500	54	3

Note 1:
Qusai-Peak value is measured for frequency below 1GHz except for 9–90 kHz, 110–490 kHz frequency band. Peak and average value are measured for frequency above 1GHz. The limit on average radio frequency emission is as above table. The limit on peak radio frequency emissions is 20 dB above the maximum permitted average emission limit

Note 2:
Measurements may be performed at a distance other than what is specified provided. When performing measurements at a distance other than that specified, the results shall be extrapolated to the specified distance using an extrapolation factor as below, Frequency at or above 30 MHz: 20 dB/decade Frequency below 30 MHz: 40 dB/decade.

Un-restricted band emissions above 1GHz Limit		
Operating Band	PK Limit	AV Limit
5.925 – 7.125 GHz	e.i.r.p. -7 dBm [88.2 dBuV/m@3m]	e.i.r.p. -27 dBm [68.2 dBuV/m@3m]

Note 1: Measurements may be performed at a distance other than the limit distance provided they are not performed in the near field and the emissions to be measured can be detected by the measurement equipment. When performing measurements at a distance other than that specified, the results shall be extrapolated to the specified distance using an extrapolation factor of 20 dB/decade (inverse of linear distance for field-strength measurements, inverse of linear distance-squared for power-density measurements).

3.4.2 Test Procedures

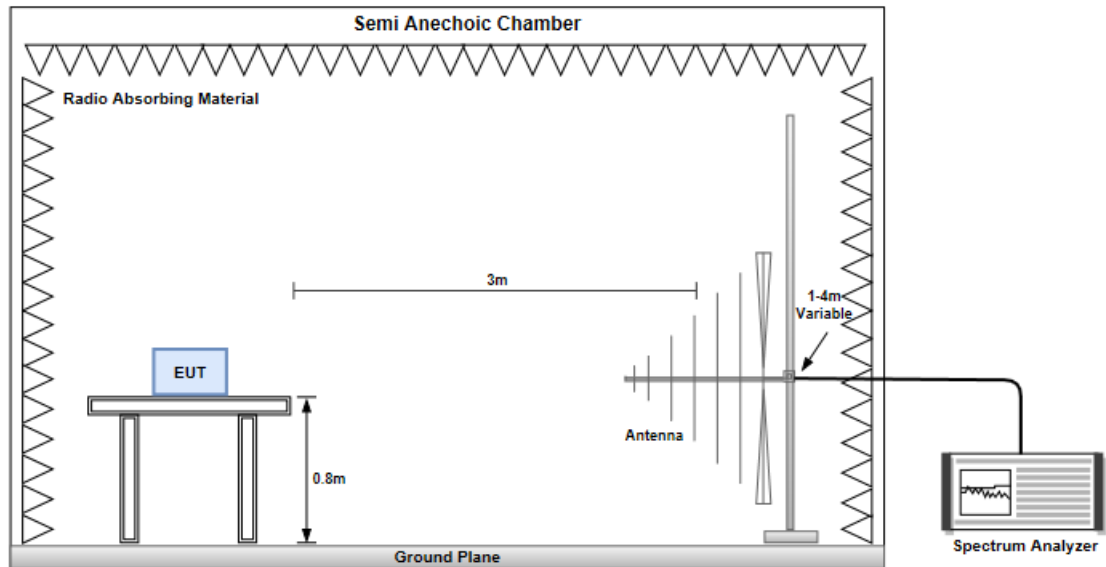
1. Measurement is made at a semi-anechoic chamber that incorporates a turntable allowing a EUT rotation of 360°. A continuously-rotating, remotely-controlled turntable is installed at the test site to support the EUT and facilitate determination of the direction of maximum radiation for each EUT emission frequency. The EUT is placed at test table. For emissions testing at or below 1 GHz, the table height is 80 cm above the reference ground plane. For emission measurements above 1 GHz, the table height is 1.5 m
2. Measurement is made with the antenna positioned in both the horizontal and vertical planes of polarization. The measurement antenna is varied in height (1m ~ 4m) above the reference ground plane to obtain the maximum signal strength. Distance between EUT and antenna is 3 m.
3. This investigation is performed with the EUT rotated 360°, the antenna height scanned between 1 m and 4 m, and the antenna rotated to repeat the measurements for both the horizontal and vertical antenna polarizations.

Note:

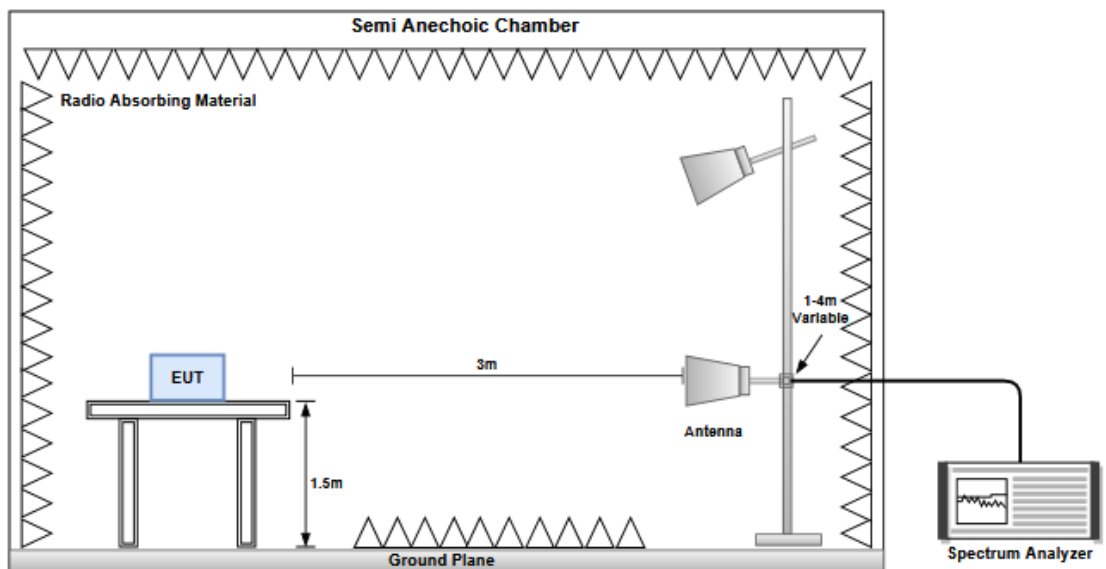
1. 120kHz measurement bandwidth of test receiver and Quasi-peak detector is for radiated emission below 1GHz.
2. RBW=1MHz, VBW=3MHz and Peak detector is for peak measured value of radiated emission above 1GHz.
3. RBW=1MHz, VBW=1/T and Peak detector is for average measured value of radiated emission above 1GHz.

3.4.3 Test Setup

Radiated Emissions below 1 GHz



Radiated Emissions above 1 GHz



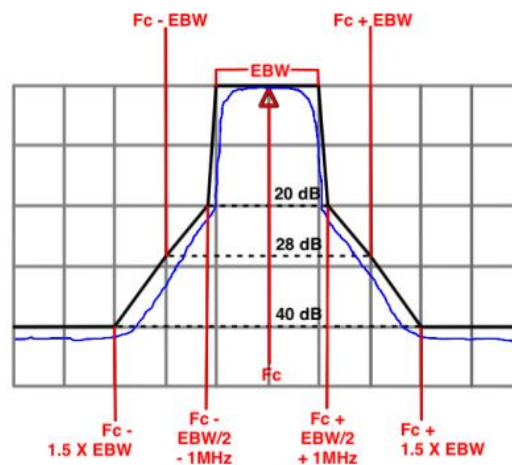
3.4.4 Test Results

Refer to Appendix D.

3.5 In-Band Emissions

3.5.1 Limit

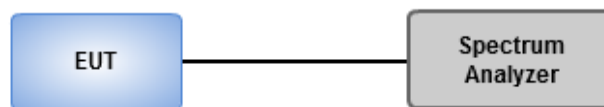
Power spectral density must be suppressed by 20 dB at 1 MHz outside of channel edge, by 28 dB at one channel bandwidth from the channel center, and by 40 dB at one- and one-half times the channel bandwidth away from channel center. At frequencies between one megahertz outside an unlicensed device's channel edge and one channel bandwidth from the center of the channel, the limits must be linearly interpolated between 20 dB and 28 dB suppression, and at frequencies between one and one-half times an unlicensed device's channel bandwidth, the limits must be linearly interpolated between 28 dB and 40 dB suppression. Emissions removed from the channel center by more than one- and one-half times the channel bandwidth must be suppressed by at least 40 dB.



3.5.2 Test Procedures

1. Connect output of the antenna port to a spectrum analyzer
2. Set the reference level of the measuring equipment
3. Measure the 26 dB EBW
4. Measure the power spectral density (which will be used for emissions mask reference) using the following procedure:
 - a) Set the span to encompass the entire 26 dB EBW of the signal.
 - b) Set RBW = same RBW used for 26 dB EBW measurement.
 - c) Set VBW $\geq 3 \times$ RBW
 - d) Number of points in sweep $\geq [2 \times \text{span} / \text{RBW}]$.
 - e) Sweep time = auto.
 - f) Detector = RMS (i.e., power averaging)
 - g) Trace average at least 100 traces in power averaging (rms) mode.
 - h) Use the peak search function on the instrument to find the peak of the spectrum.
5. For the purposes of developing the emission mask, the channel bandwidth is defined as the 26 dB EBW
6. Using the measuring equipment limit line function, develop the emissions mask based on the following requirements. The emissions power spectral density must be reduced below the peak power spectral density (in dB) as follows
 - a. Suppressed by 20 dB at 1 MHz outside of the channel edge. (The channel edge is defined as the 26-dB point on either side of the carrier center frequency.)
 - b. Suppressed by 28 dB at one channel bandwidth from the channel center.
 - c. Suppressed by 40 dB at one- and one-half times the channel bandwidth from the channel center.
7. Adjust the span to encompass the entire mask as necessary
8. Clear trace.
9. Trace average at least 100 traces in power averaging (rms) mode.
10. Adjust the reference level as necessary so that the crest of the channel touches the top of the emission mask

3.5.3 Test Setup



3.5.4 Test Results

Ambient Condition	20-26°C / 61-68%	Tested By	Aska Huang
--------------------------	------------------	------------------	------------

Refer to Appendix E.

3.6 Frequency Stability

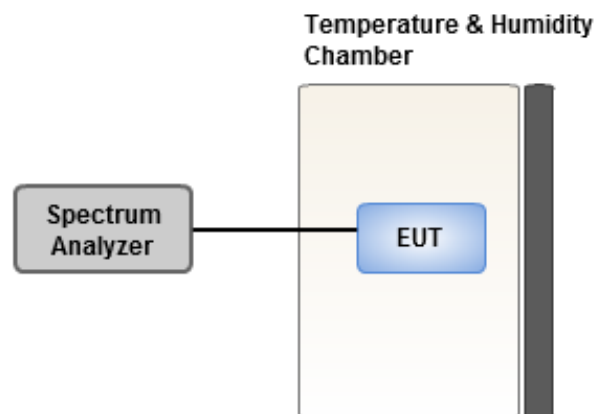
3.6.1 Limit of Frequency Stability

Manufacturers of U-NII devices are responsible for ensuring frequency stability such that an emission is maintained within the band of operation under all conditions of normal operation as specified in the user's manual.

3.6.2 Test Procedures

1. The EUT is installed in an environment test chamber with external power source.
2. Set the chamber to operate at 20 centigrade and external power source to output at nominal voltage of EUT.
3. A sufficient stabilization period at each temperature is used prior to each frequency measurement.
4. When temperature is stabled, measure the frequency stability.
5. The test shall be performed under normal and extreme condition for temperature and voltage.

3.6.3 Test Setup



3.6.4 Test Result of Frequency Stability

Ambient Condition	20-26°C / 61-67%	Tested By	Aska Huang
-------------------	------------------	-----------	------------

Refer to Appendix F.

3.7 Contention Based Protocol

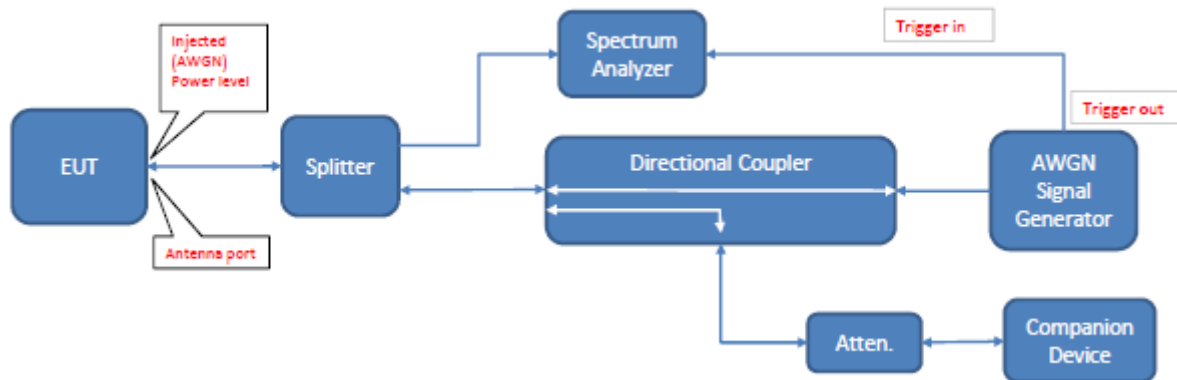
3.7.1 Limit

Unlicensed low-power indoor devices must detect co-channel radio frequency power that is at least -62 dBm or lower. The -62 dBm (or lower) threshold is referenced to a 0 dBi antenna gain. Additionally, low-power indoor devices must detect co-channel energy with 90% or greater certainty

3.7.2 Test Procedure

1. Configure the EUT to transmit with a constant duty cycle
2. Set the operating parameters of the EUT including power level, operating frequency, modulation and bandwidth
3. Set the signal analyzer center frequency to the nominal EEUT channel center frequency. The span range of the signal analyzer shall be between two times and five times the OBW of the EUT. Connect the output port of the EUT to the signal analyzer 2, as shown in Figure 2. Ensure that the attenuator 2 provides enough attenuation to not overload the signal analyzer 2 receiver.
4. Monitoring the signal analyzer 2, verify the EUT is operating and transmitting with the parameters set at step two.
5. Using an AWGN signal source, generate (but do not transmit, i.e., RF OFF) a 10 MHz-wide AWGN signal. Use Table 1 to determine the center frequency of the 10 MHz AWGN signal relative to the EUT's channel bandwidth and center frequency.
6. Set the AWGN signal power to an extremely low level (more than 20 dB below the -62 dBm threshold). Connect the AWGN signal source, via a 3-dB splitter, to the signal analyzer 1 and the EUT as shown in Figure 2
7. Transmit the AWGN signal (RF ON) and verify its characteristics on the signal analyzer 1.
8. Monitor the signal analyzer 2 to verify if the AWGN signal has been detected and the EUT has ceased transmission. If the EUT continues to transmit, then incrementally increase the AWGN signal power level until the EUT stops transmitting.
9. (Including all losses in the RF paths) Determine and record the AWGN signal power level (at the EUT's antenna port) at which the EUT ceased transmission. Repeat the procedure at least 10 times to verify the EUT can detect an AWGN signal with 90% (or better) level of certainty.
10. Refer to Table 1 to determine number of times the detection threshold testing needs to be repeated. If testing is required more than once, then go back to step 5, choose a different center frequency for the AWGN signal and repeat the process.

3.7.3 Test Setup



3.7.4 Test Result

Ambient Condition	20-26°C / 61-67%	Tested By	Aska Huang
--------------------------	------------------	------------------	------------

Refer to Appendix G.

3.8 AC Power Line Conducted Emissions

3.8.1 Limit of AC Power Line Conducted Emissions

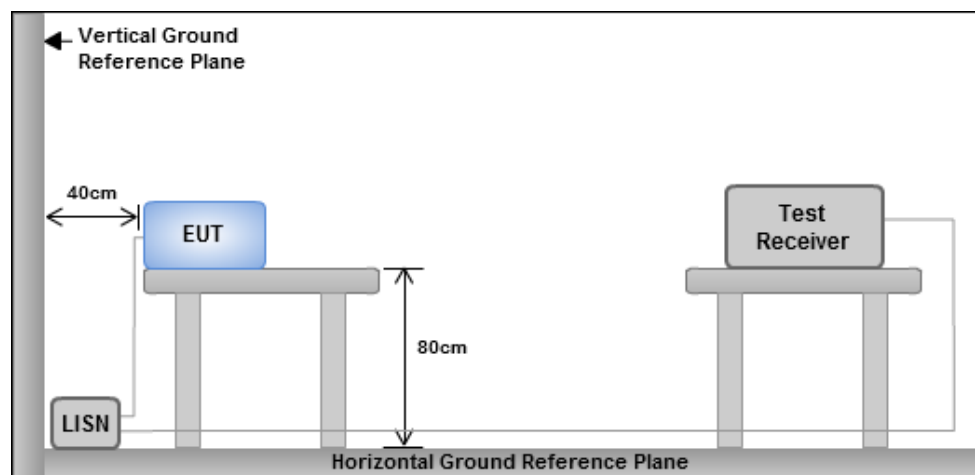
Conducted Emissions Limit		
Frequency Emission (MHz)	Quasi-Peak	Average
0.15-0.5	66 - 56 *	56 - 46 *
0.5-5	56	46
5-30	60	50

Note 1: * Decreases with the logarithm of the frequency.

3.8.2 Test Procedures

1. The device is placed on a test table, raised 80 cm above the reference ground plane. The vertical conducting plane is located 40 cm to the rear of the device.
2. The device is connected to line impedance stabilization network (LISN) and other accessories are connected to other LISN. Measured levels of AC power line conducted emission are across the 50 Ω LISN port.
3. AC conducted emission measurements is made over frequency range from 150 kHz to 30 MHz.
4. This measurement was performed with AC 120V/60Hz

3.8.3 Test Setup



- Note: 1. Support units were connected to second LISN.
 2. Both of LISNs (AMN) are 80 cm from EUT and at least 80 cm from other units and other metal planes

3.8.4 Test Result

Refer to Appendix H.

4 Test laboratory information

Established in 2012, ICC provides foremost EMC & RF Testing and advisory consultation services by our skilled engineers and technicians. Our services employ a wide variety of advanced edge test equipment and one of the widest certification extents in the business.

International Certification Corporation (EMC and Wireless Communication Laboratory), it is our definitive objective is to institute long term, trust-based associations with our clients. The expectation we set up with our clients is based on outstanding service, practical expertise and devotion to a certified value structure. Our passion is to grant our clients with best EMC / RF services by oriented knowledgeable and accommodating staff.

Our Test sites are located at Linkou District and Kwei Shan District. Location map can be found on our website <http://www.icertifi.com.tw>.

Linkou

Tel: 886-2-2601-1640

No.30-2, Ding Fwu Tsuen, Lin Kou
District, New Taipei City, Taiwan
(R.O.C.)

Kwei Shan

Tel: 886-3-271-8666

No.3-1, Lane 6, Wen San 3rd
St., Kwei Shan Dist., Tao Yuan
City 33381, Taiwan (R.O.C.)
No.2-1, Lane 6, Wen San 3rd
St., Kwei Shan Dist., Tao Yuan
City 33381, Taiwan (R.O.C.)

Kwei Shan Site II

Tel: 886-3-271-8640

No.14-1, Lane 19, Wen San 3rd
St., Kwei Shan Dist., Tao Yuan
City 33381, Taiwan (R.O.C.)

If you have any suggestion, please feel free to contact us as below information.

Tel: 886-3-271-8666

Fax: 886-3-318-0345

Email: ICC_Service@icertifi.com.tw

==END==

Summary

Mode	Max-N dB (Hz)	Max-OBW (Hz)	ITU-Code	Min-N dB (Hz)	Min-OBW (Hz)
5.925-6.425GHz	-	-	-	-	-
802.11a_Nss1,(6Mbps)_2TX	21.318M	16.808M	16M8D1D	21.12M	16.729M
802.11ax HEW20_Nss1,(MCS0)_2TX-OFDMA	21.582M	19.1M	19M1D1D	21.252M	19.07M
802.11ax HEW40_Nss1,(MCS0)_2TX-OFDMA	40.26M	37.601M	37M6D1D	39.6M	37.541M
802.11ax HEW80_Nss1,(MCS0)_2TX-OFDMA	82.104M	77.241M	77M2D1D	81.312M	77.121M
6.425-6.525GHz	-	-	-	-	-
802.11a_Nss1,(6Mbps)_2TX	21.252M	16.782M	16M8D1D	20.988M	16.703M
802.11ax HEW20_Nss1,(MCS0)_2TX-OFDMA	21.846M	19.13M	19M1D1D	21.12M	19.04M
802.11ax HEW40_Nss1,(MCS0)_2TX-OFDMA	39.996M	37.661M	37M7D1D	39.6M	37.541M
802.11ax HEW80_Nss1,(MCS0)_2TX-OFDMA	82.44M	77.241M	77M2D1D	81.576M	77.121M
6.525-6.875GHz	-	-	-	-	-
802.11a_Nss1,(6Mbps)_2TX	21.42M	16.852M	16M9D1D	20.988M	16.676M
802.11ax HEW20_Nss1,(MCS0)_2TX-OFDMA	21.78M	19.13M	19M1D1D	21.24M	19.07M
802.11ax HEW40_Nss1,(MCS0)_2TX-OFDMA	40.14M	37.661M	37M7D1D	39.6M	37.541M
802.11ax HEW80_Nss1,(MCS0)_2TX-OFDMA	82.32M	77.241M	77M2D1D	81.048M	77.121M
6.875-7.125GHz	-	-	-	-	-
802.11a_Nss1,(6Mbps)_2TX	21.318M	16.808M	16M8D1D	21.12M	16.624M
802.11ax HEW20_Nss1,(MCS0)_2TX-OFDMA	21.648M	19.1M	19M1D1D	21.252M	19.01M
802.11ax HEW40_Nss1,(MCS0)_2TX-OFDMA	40.128M	37.661M	37M7D1D	39.468M	37.541M
802.11ax HEW80_Nss1,(MCS0)_2TX-OFDMA	82.104M	77.121M	77M1D1D	81.048M	77.001M

Max-N dB = Maximum 6dB down bandwidth for 5.725-5.85GHz band / Maximum 26dB down bandwidth for other band;

Max-OBW = Maximum 99% occupied bandwidth;

Min-N dB = Minimum 6dB down bandwidth for 5.725-5.85GHz band / Minimum 26dB down bandwidth for other band;

Min-OBW = Minimum 99% occupied bandwidth



Result

Mode	Result	Limit (Hz)	Port 1-N dB (Hz)	Port 1-OBW (Hz)	Port 2-N dB (Hz)	Port 2-OBW (Hz)
802.11a_Nss1,(6Mbps)_2TX	-	-	-	-	-	-
5955MHz	Pass	Inf	21.318M	16.782M	21.186M	16.808M
6175MHz	Pass	Inf	21.12M	16.729M	21.252M	16.756M
6415MHz	Pass	Inf	21.12M	16.756M	21.186M	16.782M
6435MHz	Pass	Inf	20.988M	16.703M	21.054M	16.756M
6475MHz	Pass	Inf	21.252M	16.729M	21.12M	16.756M
6515MHz	Pass	Inf	21.186M	16.729M	21.12M	16.782M
6535MHz	Pass	Inf	21.252M	16.676M	20.988M	16.756M
6715MHz	Pass	Inf	21.318M	16.756M	20.988M	16.729M
6855MHz	Pass	Inf	21.318M	16.756M	21.054M	16.808M
6875MHz Straddle 6.525-6.875GHz	Pass	Inf	21.42M	16.852M	21.27M	16.852M
6895MHz	Pass	Inf	21.318M	16.808M	21.186M	16.808M
7015MHz	Pass	Inf	21.12M	16.624M	21.12M	16.703M
7095MHz	Pass	Inf	21.186M	16.703M	21.186M	16.729M
7115MHz	Pass	Inf	21.318M	16.676M	21.12M	16.729M
802.11ax HEW20_Nss1,(MCS0)_2TX-OFDMA	-	-	-	-	-	-
5955MHz	Pass	Inf	21.45M	19.1M	21.582M	19.07M
6175MHz	Pass	Inf	21.318M	19.07M	21.582M	19.1M
6415MHz	Pass	Inf	21.252M	19.1M	21.516M	19.07M
6435MHz	Pass	Inf	21.45M	19.1M	21.714M	19.13M
6475MHz	Pass	Inf	21.12M	19.04M	21.714M	19.1M
6515MHz	Pass	Inf	21.384M	19.07M	21.846M	19.1M
6535MHz	Pass	Inf	21.384M	19.1M	21.648M	19.1M
6715MHz	Pass	Inf	21.45M	19.07M	21.78M	19.1M
6855MHz	Pass	Inf	21.582M	19.13M	21.45M	19.1M
6875MHz Straddle 6.525-6.875GHz	Pass	Inf	21.24M	19.1M	21.63M	19.07M
6895MHz	Pass	Inf	21.582M	19.07M	21.648M	19.1M
7015MHz	Pass	Inf	21.384M	19.07M	21.648M	19.07M
7095MHz	Pass	Inf	21.252M	19.07M	21.45M	19.07M
7115MHz	Pass	Inf	21.384M	19.07M	21.582M	19.01M
802.11ax HEW40_Nss1,(MCS0)_2TX-OFDMA	-	-	-	-	-	-
5965MHz	Pass	Inf	39.996M	37.541M	40.128M	37.601M
6165MHz	Pass	Inf	39.6M	37.601M	39.732M	37.541M
6405MHz	Pass	Inf	39.864M	37.541M	40.26M	37.541M
6445MHz	Pass	Inf	39.6M	37.541M	39.996M	37.661M
6485MHz	Pass	Inf	39.732M	37.541M	39.732M	37.601M
6525MHz Straddle 6.425-6.525GHz	Pass	Inf	39.6M	37.661M	39.96M	37.661M
6565MHz	Pass	Inf	39.6M	37.541M	40.128M	37.541M
6725MHz	Pass	Inf	39.864M	37.661M	39.996M	37.601M
6845MHz	Pass	Inf	39.732M	37.661M	39.864M	37.601M
6885MHz Straddle 6.525-6.875GHz	Pass	Inf	39.66M	37.601M	40.14M	37.601M
6925MHz	Pass	Inf	40.128M	37.601M	39.864M	37.661M

Mode	Result	Limit (Hz)	Port 1-N dB (Hz)	Port 1-OBW (Hz)	Port 2-N dB (Hz)	Port 2-OBW (Hz)
7005MHz	Pass	Inf	39.468M	37.601M	39.864M	37.541M
7085MHz	Pass	Inf	39.6M	37.601M	39.864M	37.601M
802.11ax HEW80_Nss1,(MCS0)_2TX-OFDMA	-	-	-	-	-	-
5985MHz	Pass	Inf	81.312M	77.121M	82.104M	77.121M
6145MHz	Pass	Inf	81.576M	77.121M	82.104M	77.121M
6385MHz	Pass	Inf	81.84M	77.121M	82.104M	77.241M
6465MHz	Pass	Inf	81.576M	77.241M	82.104M	77.121M
6545MHz Straddle 6.425-6.525GHz	Pass	Inf	81.72M	77.121M	82.44M	77.121M
6625MHz	Pass	Inf	81.048M	77.121M	82.104M	77.121M
6705MHz	Pass	Inf	81.312M	77.121M	81.576M	77.121M
6785MHz	Pass	Inf	81.576M	77.241M	81.576M	77.241M
6865MHz Straddle 6.525-6.875GHz	Pass	Inf	81.96M	77.121M	82.32M	77.121M
6945MHz	Pass	Inf	81.576M	77.121M	82.104M	77.121M
7025MHz	Pass	Inf	81.048M	77.121M	81.576M	77.001M

Port X-N dB = Port X 6dB down bandwidth for 5.725-5.85GHz band / 26dB down bandwidth for other band

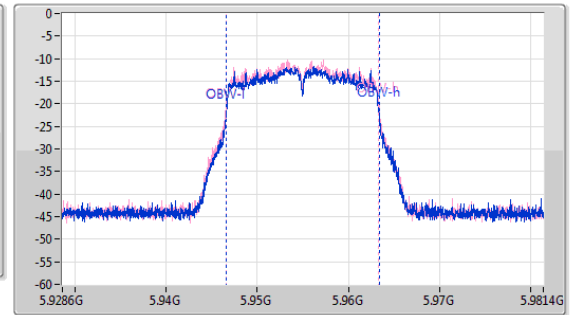
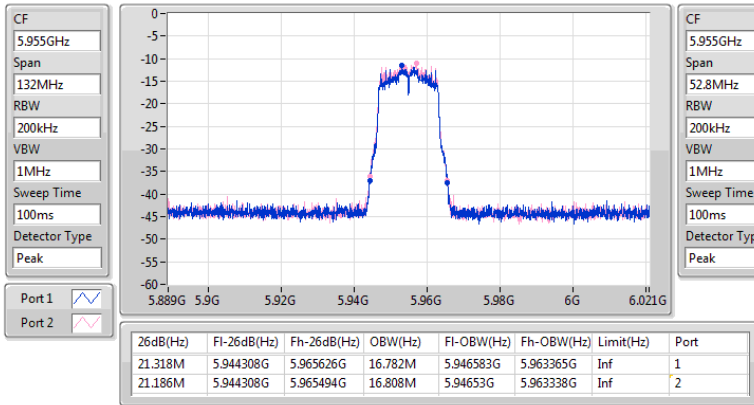
Port X-OBW = Port X 99% occupied bandwidth



5.925-6.425GHz_802.11a_Nss1,(6Mbps)_2TX

EBW

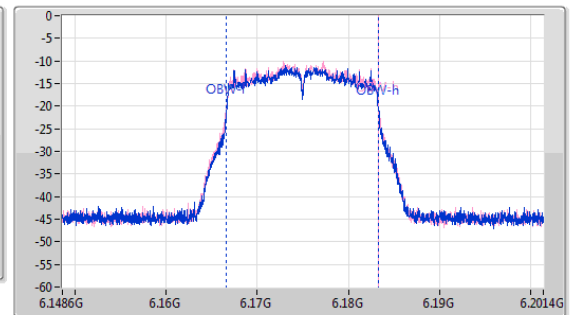
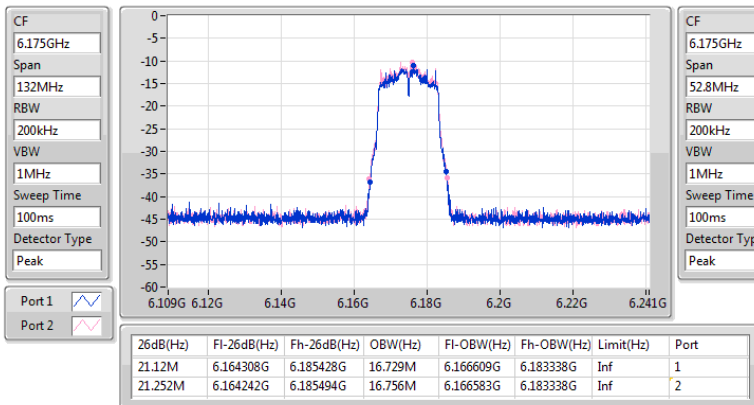
5955MHz



5.925-6.425GHz_802.11a_Nss1,(6Mbps)_2TX

EBW

6175MHz

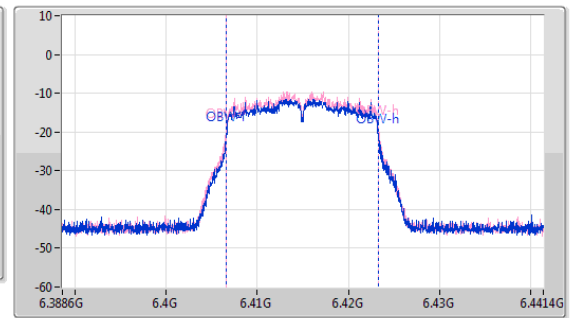
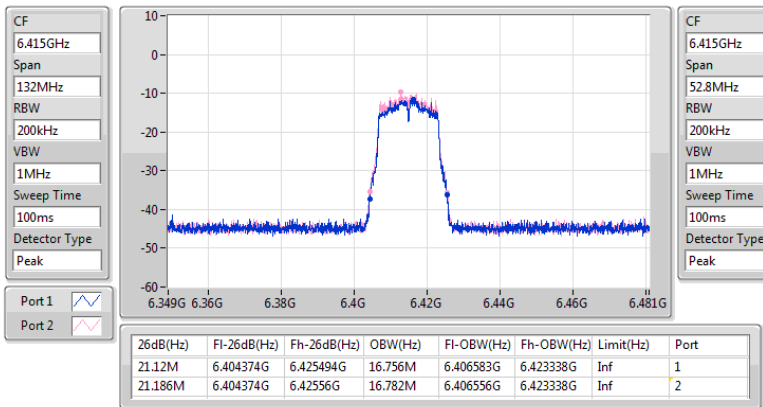




5.925-6.425GHz_802.11a_Nss1,(6Mbps)_2TX

EBW

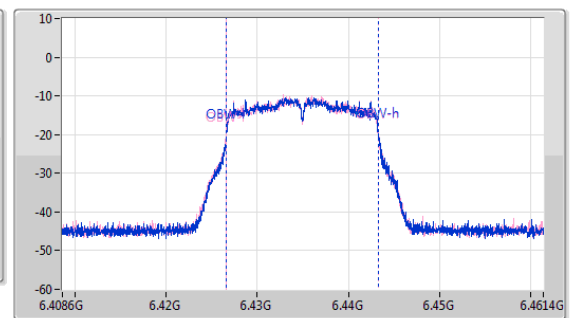
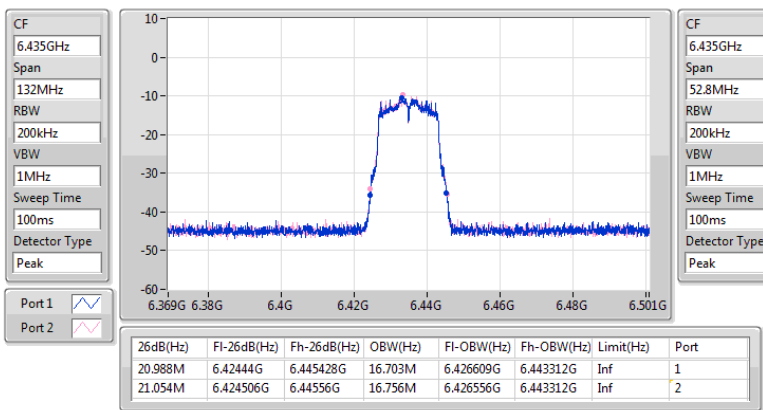
6415MHz



6.425-6.525GHz_802.11a_Nss1,(6Mbps)_2TX

EBW

6435MHz

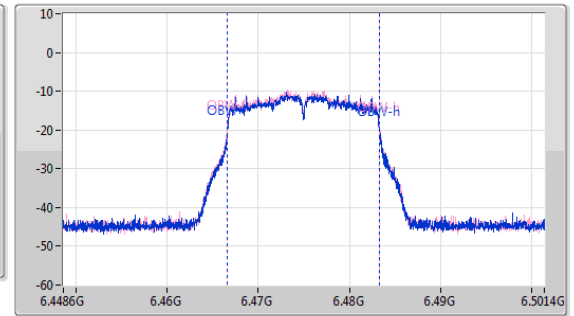
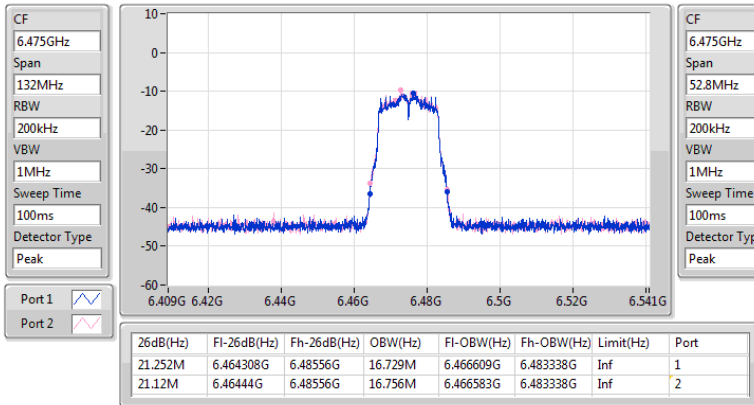




6.425-6.525GHz_802.11a_Nss1,(6Mbps)_2TX

EBW

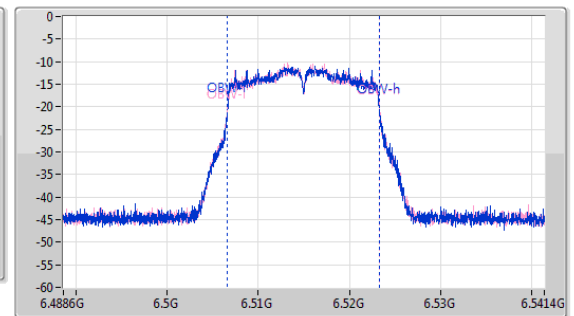
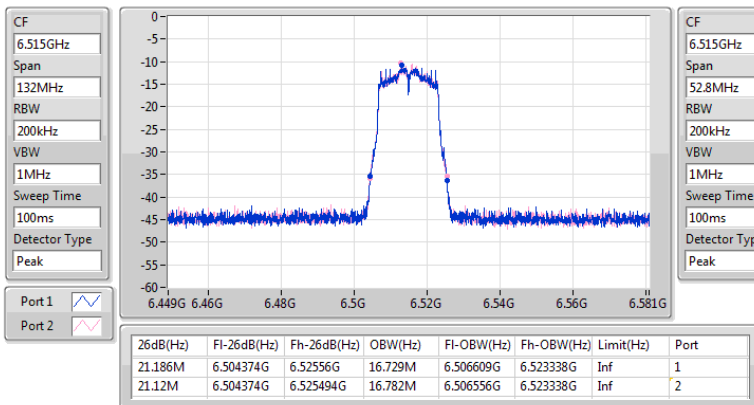
6475MHz



6.425-6.525GHz_802.11a_Nss1,(6Mbps)_2TX

EBW

6515MHz

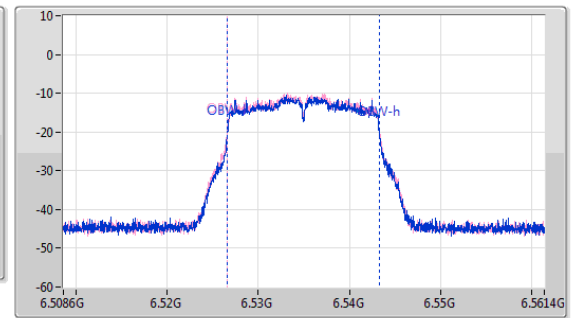
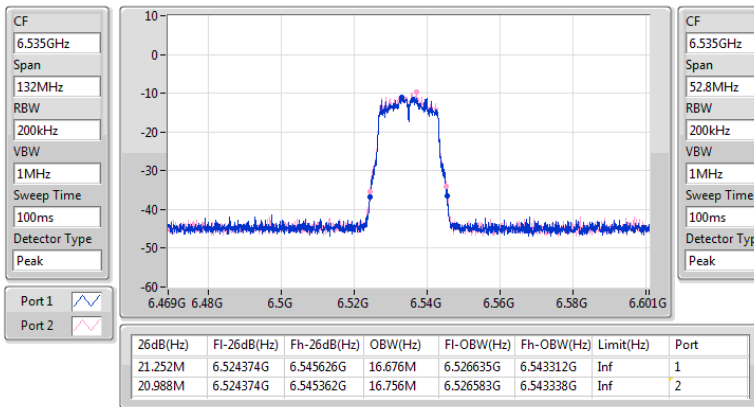




6.525-6.875GHz_802.11a_Nss1,(6Mbps)_2TX

EBW

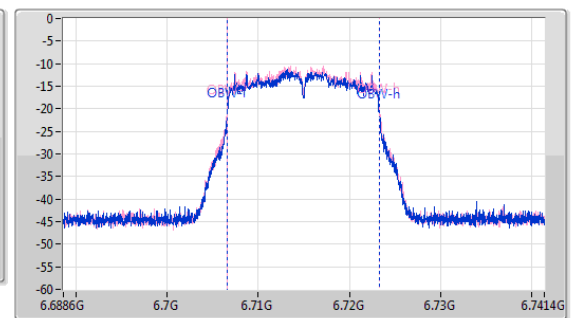
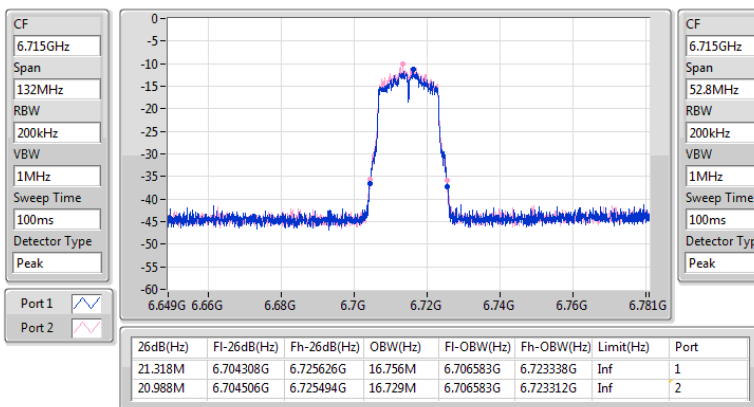
6535MHz



6.525-6.875GHz_802.11a_Nss1,(6Mbps)_2TX

EBW

6715MHz

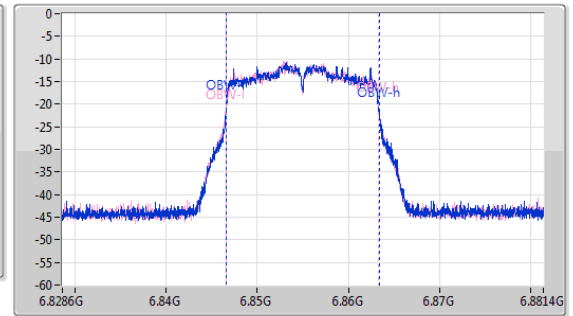
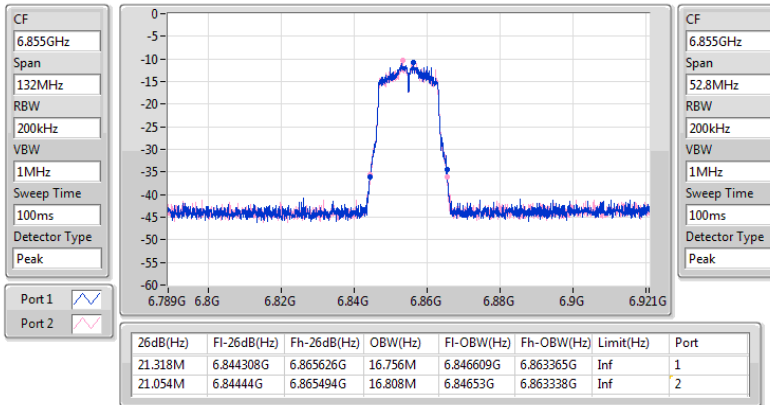




6.525-6.875GHz_802.11a_Nss1,(6Mbps)_2TX

EBW

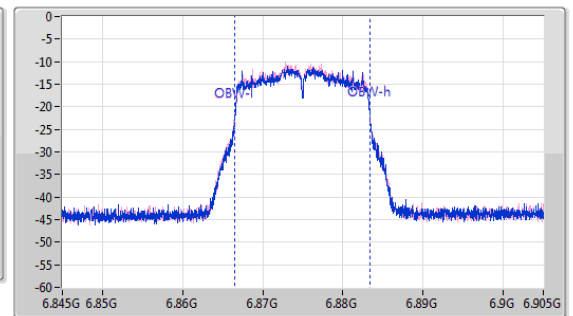
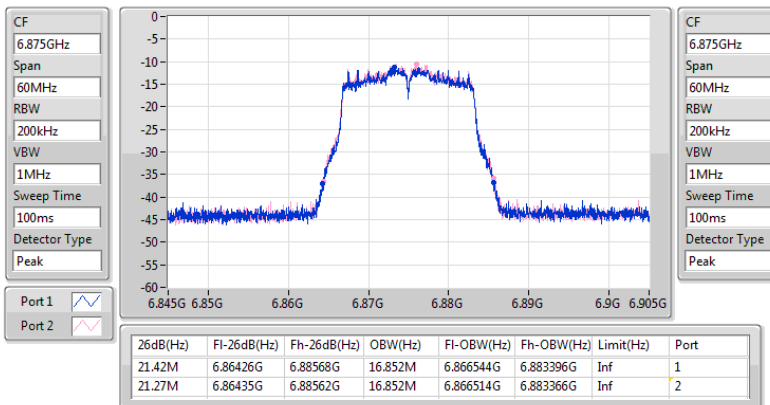
6855MHz



6.525-6.875GHz_802.11a_Nss1,(6Mbps)_2TX

EBW

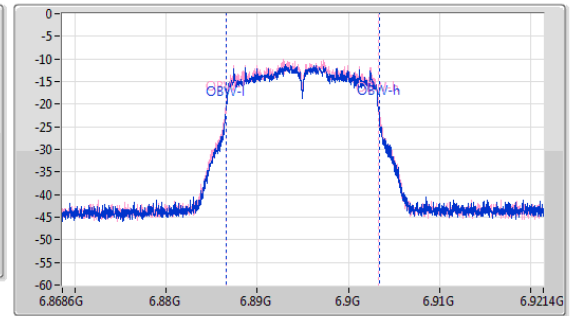
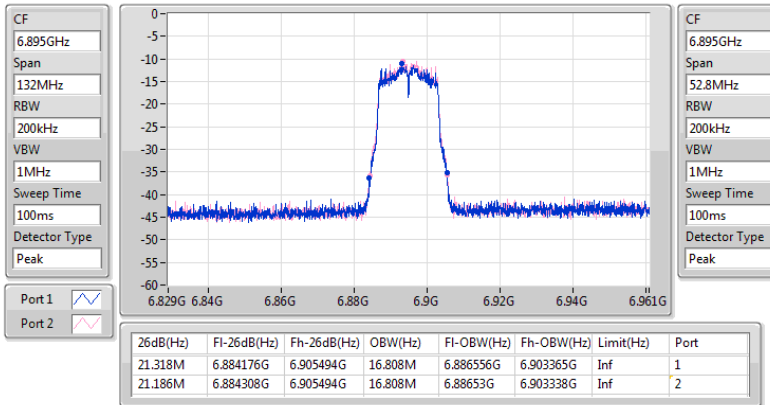
6875MHz Straddle 6.525-6.875GHz



6.875-7.125GHz_802.11a_Nss1,(6Mbps)_2TX

EBW

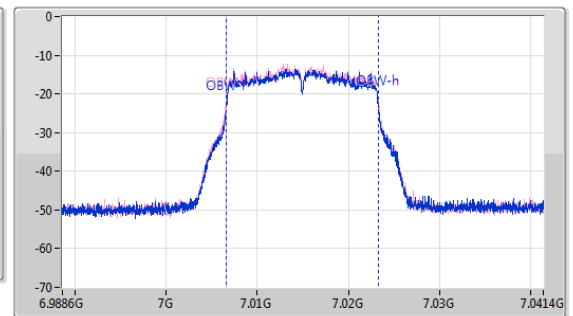
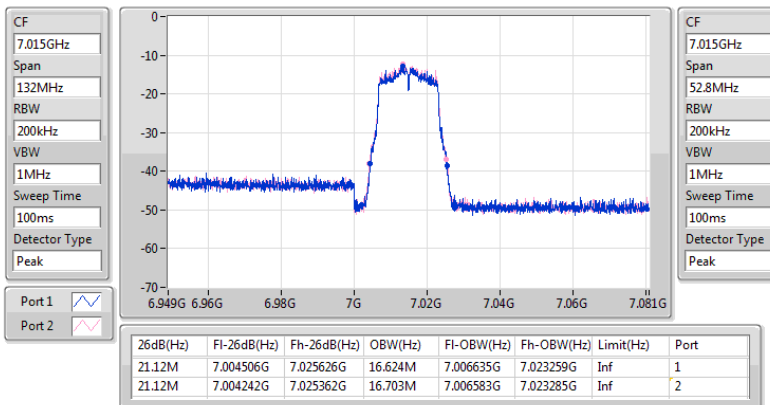
6895MHz



6.875-7.125GHz_802.11a_Nss1,(6Mbps)_2TX

EBW

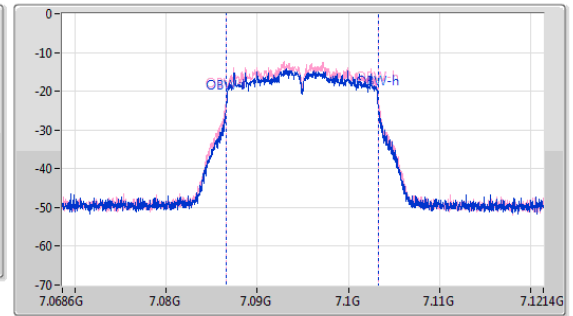
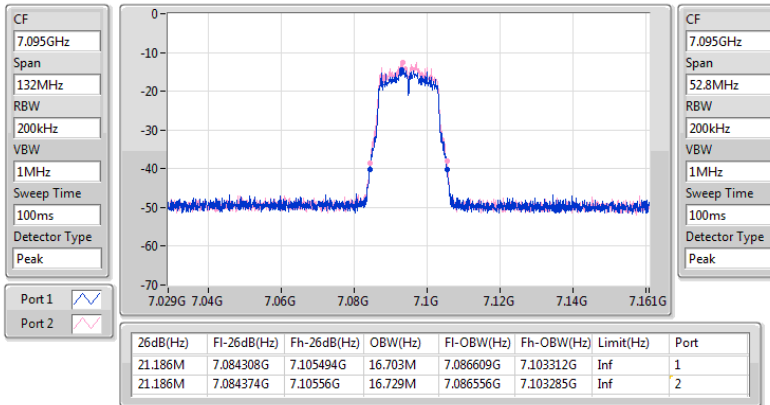
7015MHz



6.875-7.125GHz_802.11a_Nss1,(6Mbps)_2TX

EBW

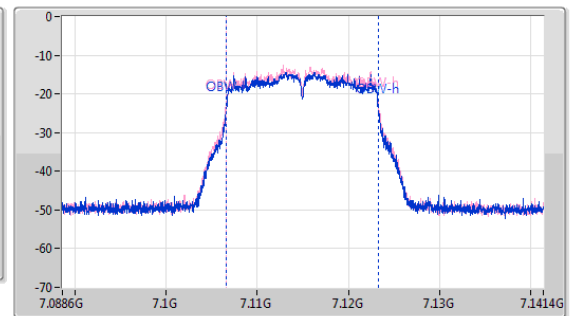
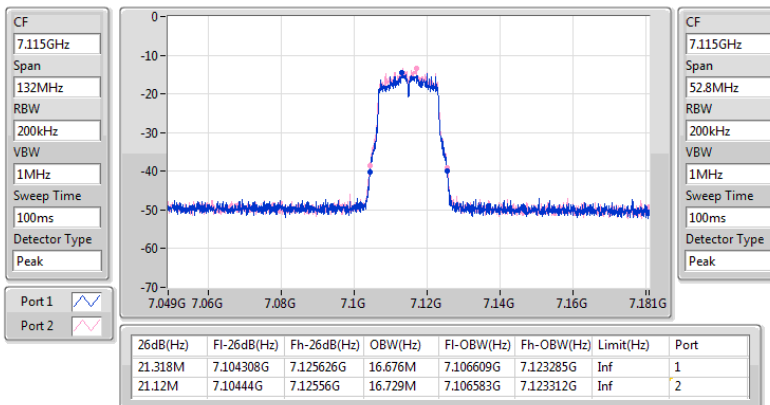
7095MHz



6.875-7.125GHz_802.11a_Nss1,(6Mbps)_2TX

EBW

7115MHz

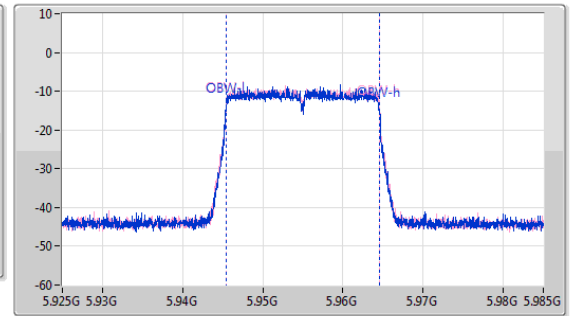
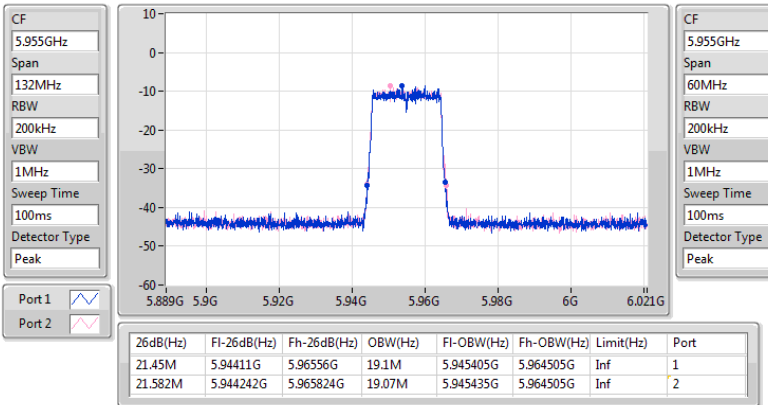




5.925-6.425GHz_802.11ax HEW20_Nss1,(MCS0)_2TX

EBW

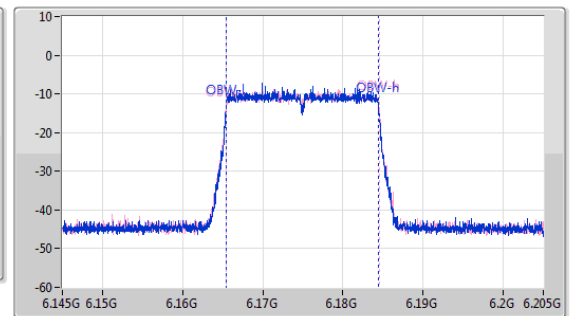
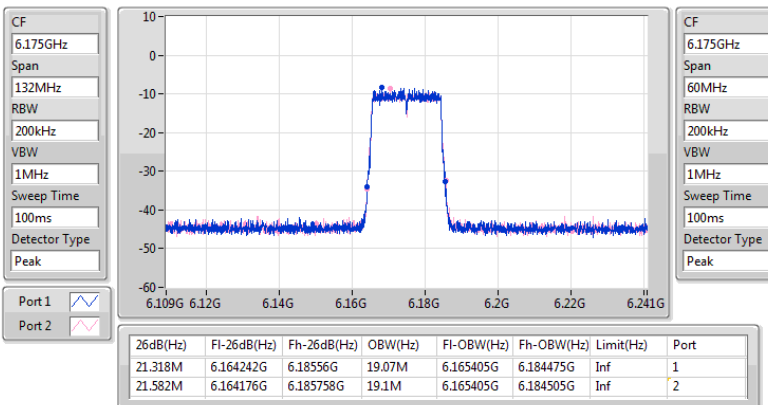
5955MHz



5.925-6.425GHz_802.11ax HEW20_Nss1,(MCS0)_2TX

EBW

6175MHz

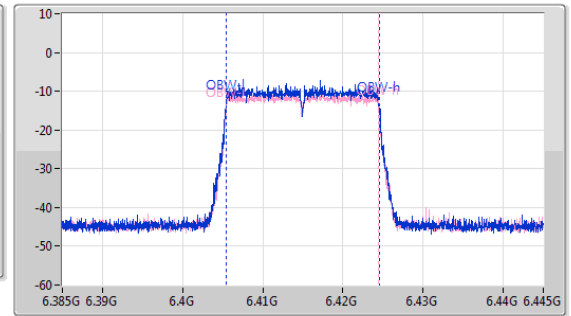
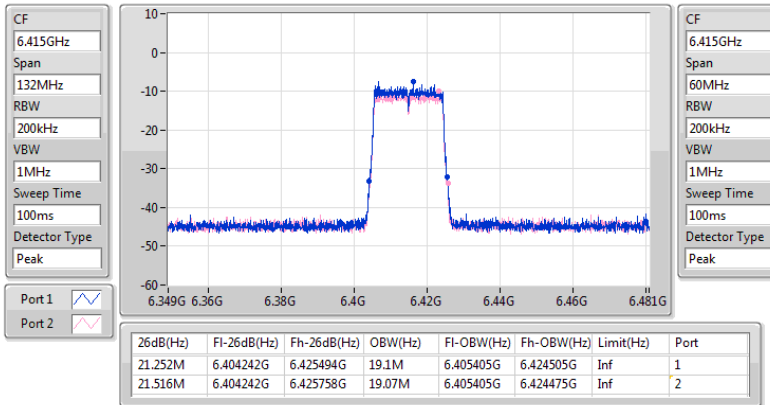




5.925-6.425GHz_802.11ax HEW20_Nss1,(MCS0)_2TX

EBW

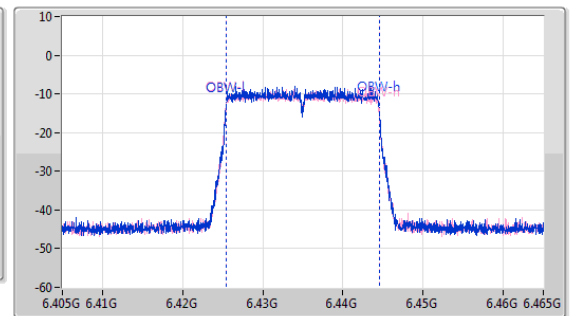
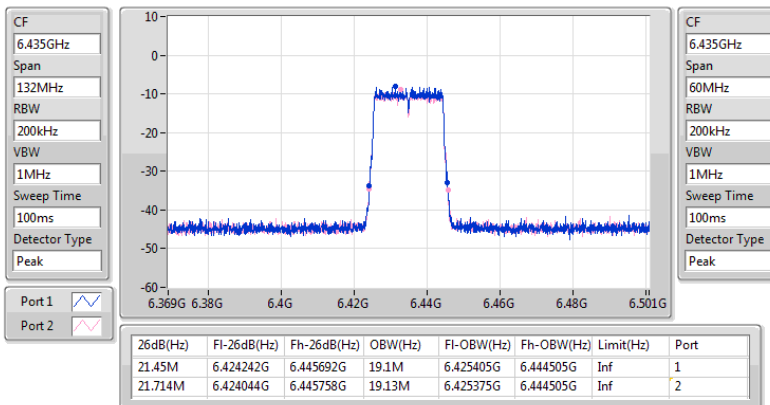
6415MHz



6.425-6.525GHz_802.11ax HEW20_Nss1,(MCS0)_2TX

EBW

6435MHz

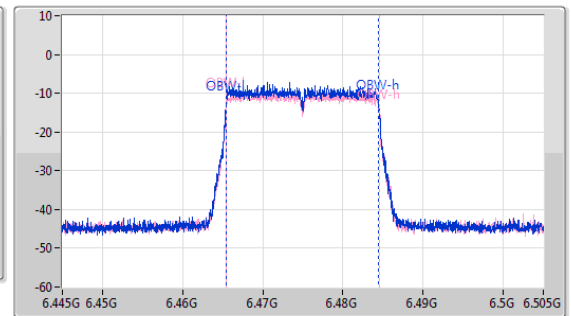
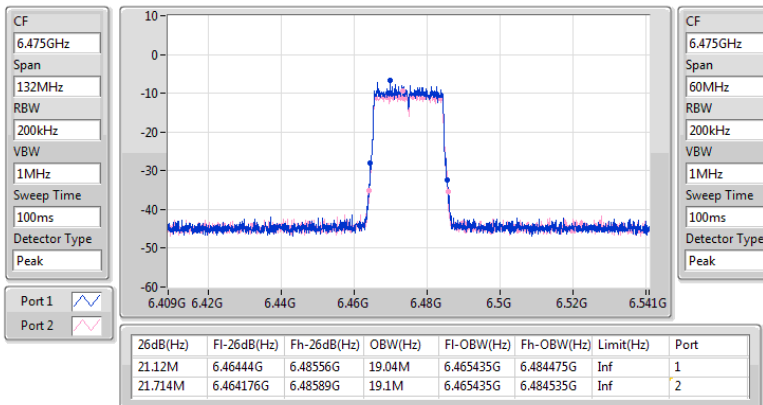




6.425-6.525GHz_802.11ax HEW20_Nss1,(MCS0)_2TX

EBW

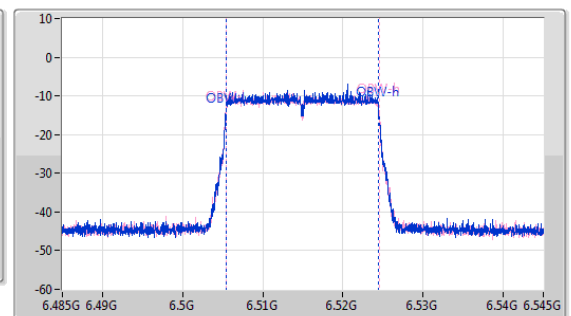
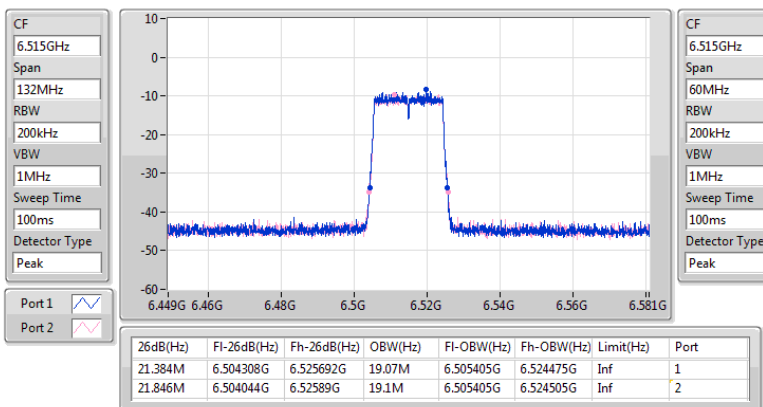
6475MHz



6.425-6.525GHz_802.11ax HEW20_Nss1,(MCS0)_2TX

EBW

6515MHz

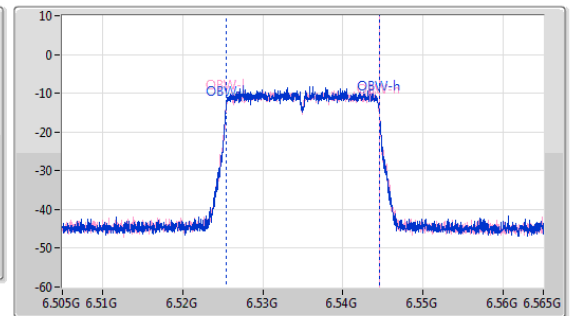
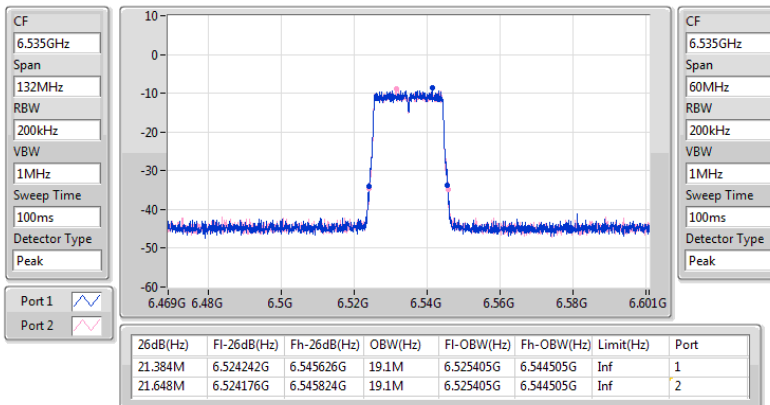




6.525-6.875GHz_802.11ax HEW20_Nss1,(MCS0)_2TX

EBW

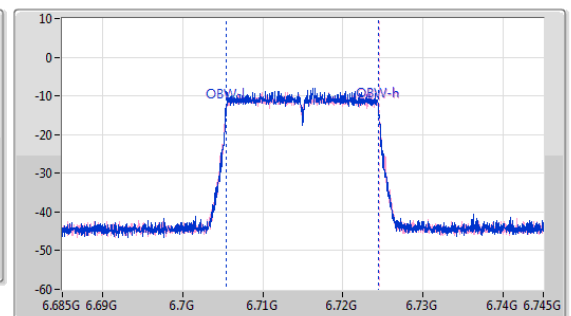
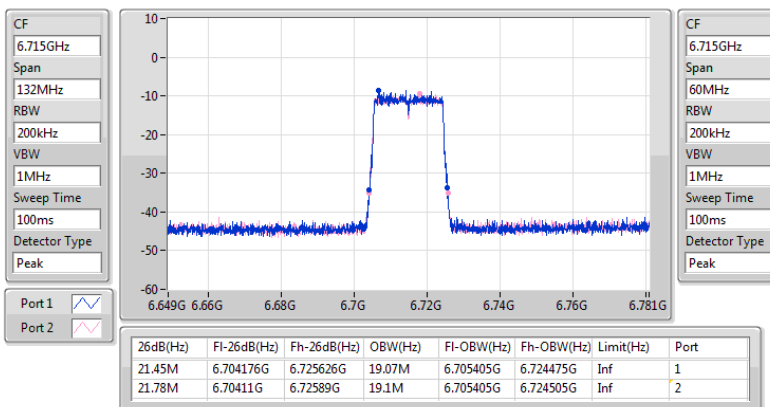
6535MHz



6.525-6.875GHz_802.11ax HEW20_Nss1,(MCS0)_2TX

EBW

6715MHz

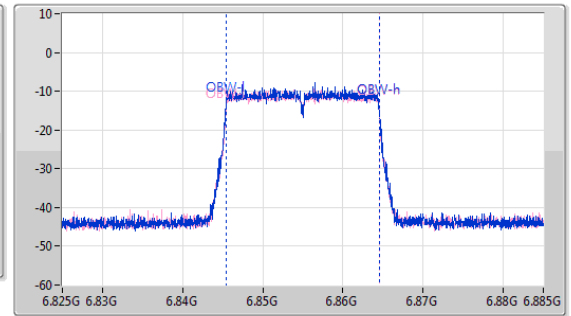
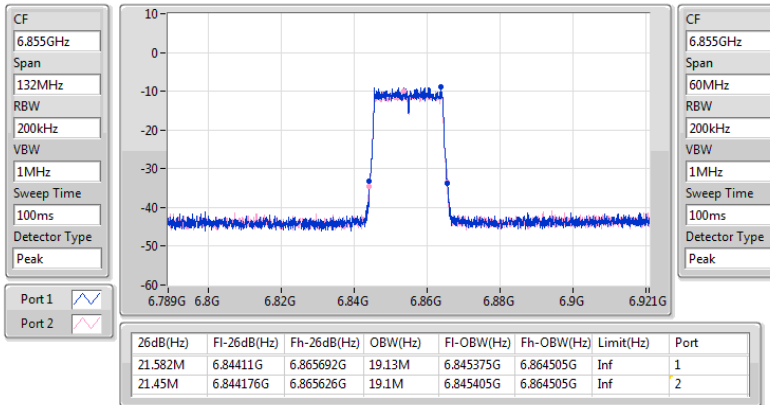




6.525-6.875GHz_802.11ax HEW20_Nss1,(MCS0)_2TX

EBW

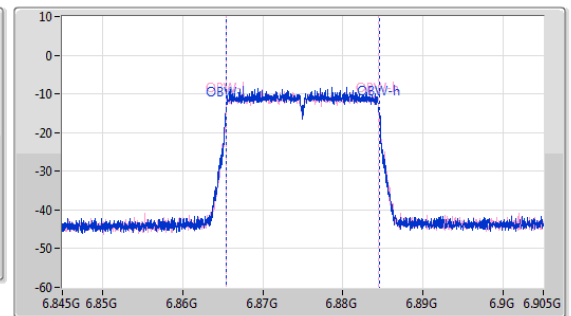
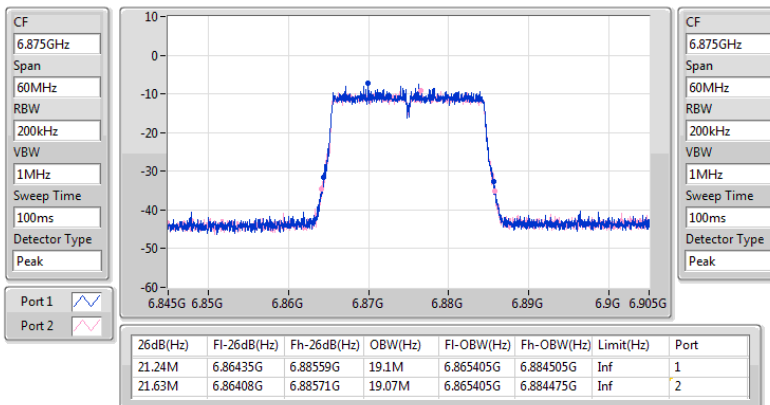
6855MHz



6.525-6.875GHz_802.11ax HEW20_Nss1,(MCS0)_2TX

EBW

6875MHz Straddle 6.525-6.875GHz

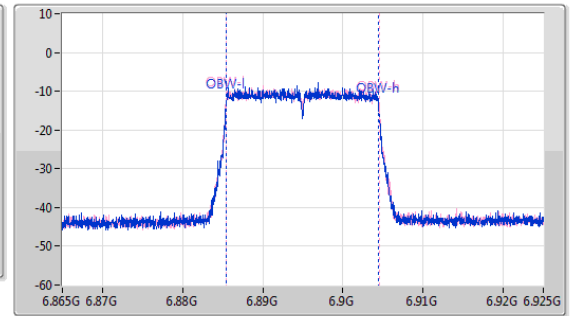
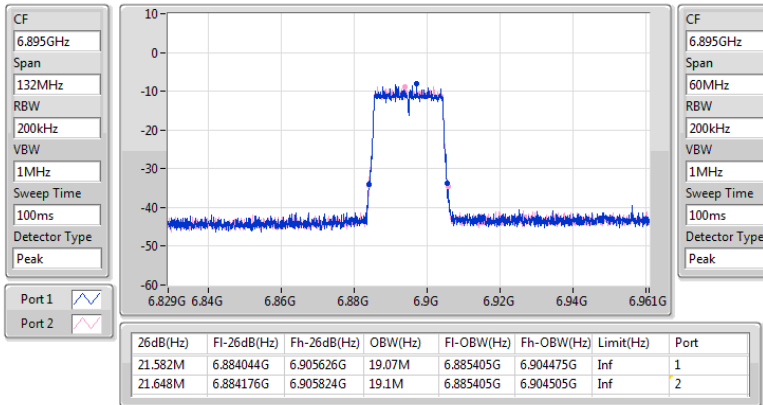




6.875-7.125GHz_802.11ax HEW20_Nss1,(MCS0)_2TX

EBW

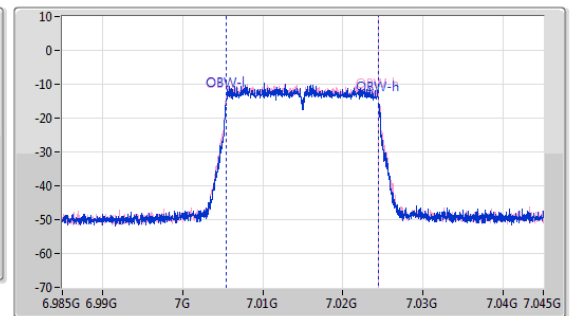
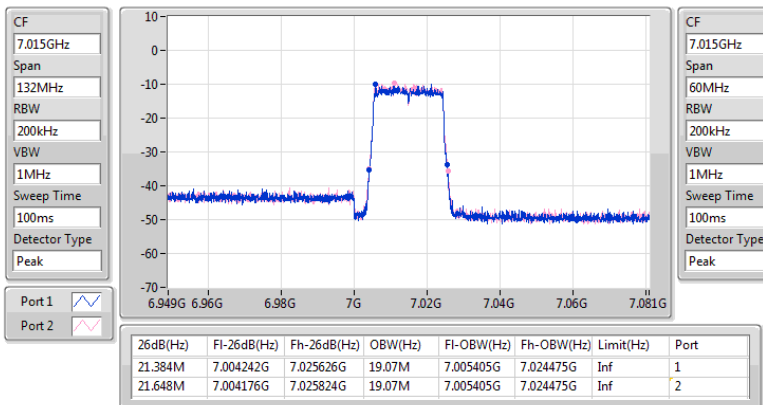
6895MHz



6.875-7.125GHz_802.11ax HEW20_Nss1,(MCS0)_2TX

EBW

7015MHz

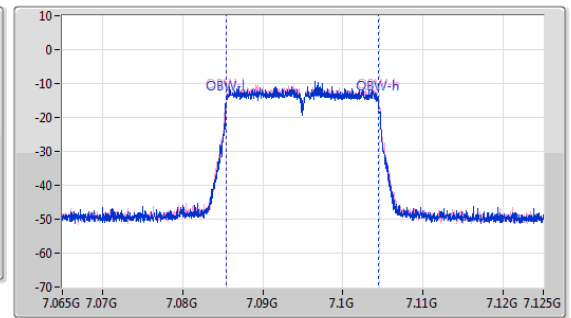
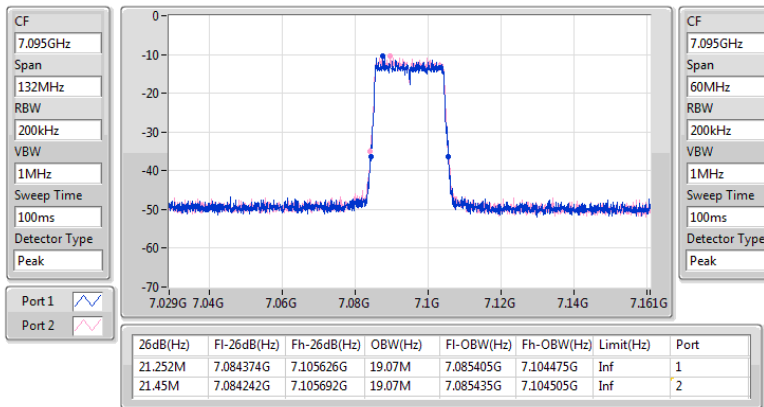




6.875-7.125GHz_802.11ax HEW20_Nss1,(MCS0)_2TX

EBW

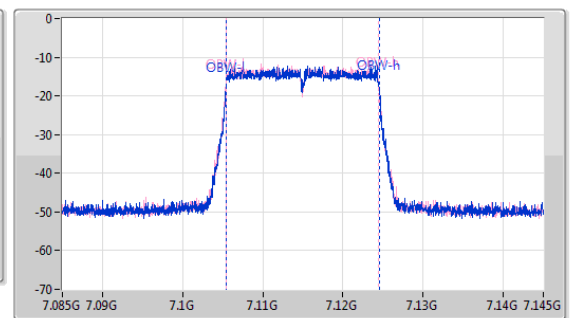
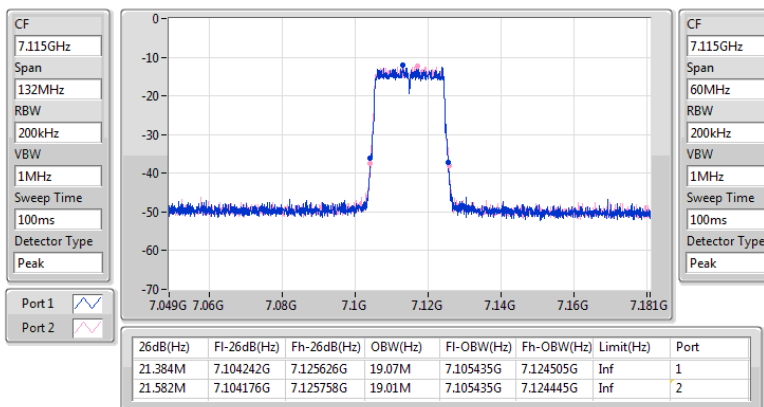
7095MHz



6.875-7.125GHz_802.11ax HEW20_Nss1,(MCS0)_2TX

EBW

7115MHz

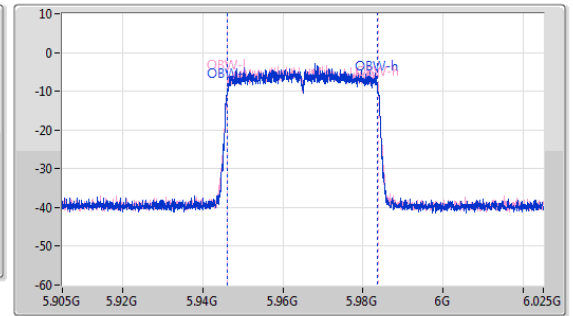
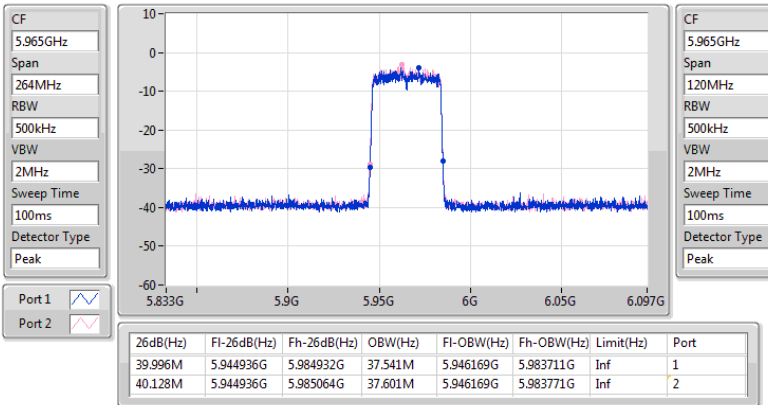




5.925-6.425GHz_802.11ax HEW40_Nss1,(MCS0)_2TX

EBW

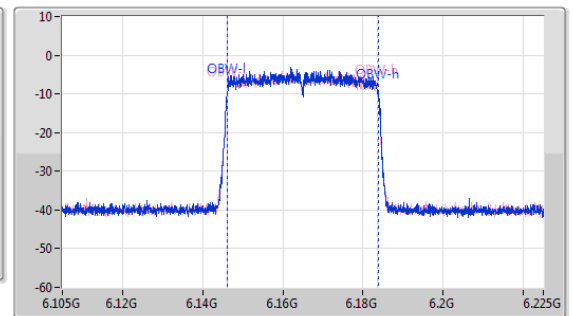
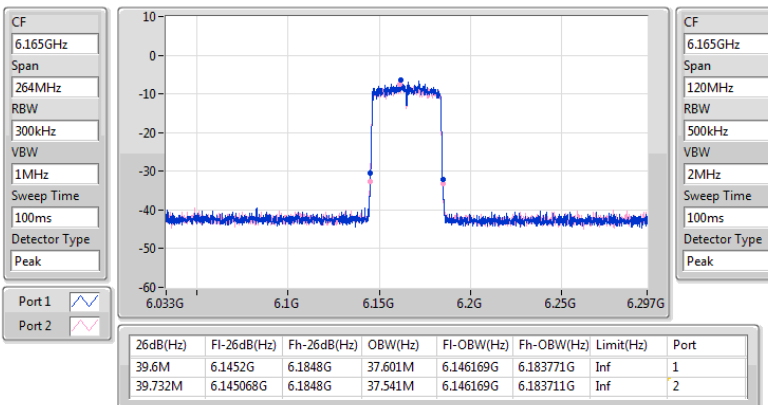
5965MHz



5.925-6.425GHz_802.11ax HEW40_Nss1,(MCS0)_2TX

EBW

6165MHz

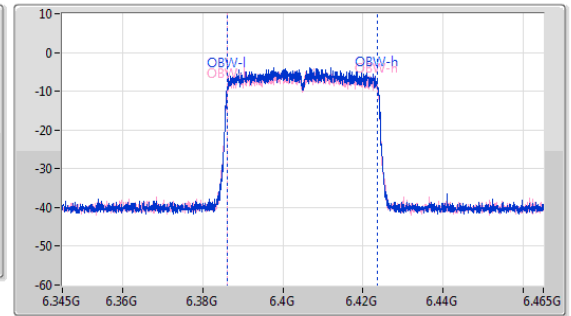
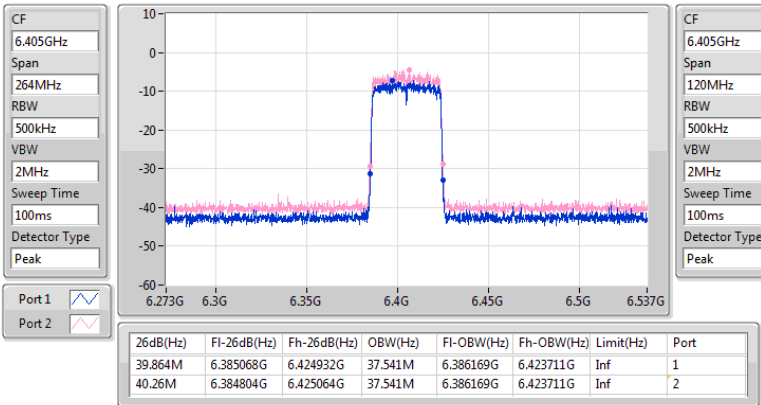




5.925-6.425GHz_802.11ax HEW40_Nss1,(MCS0)_2TX

EBW

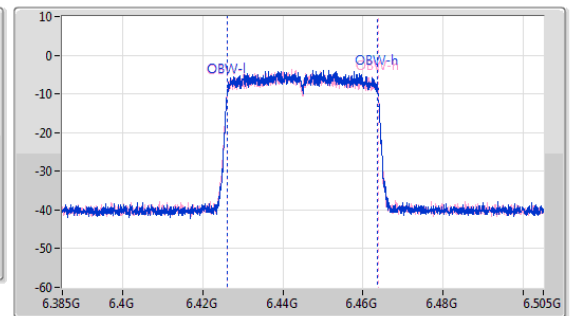
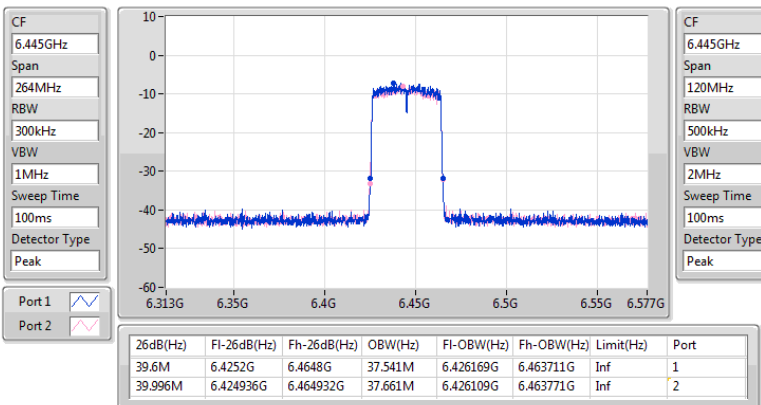
6405MHz



6.425-6.525GHz_802.11ax HEW40_Nss1,(MCS0)_2TX

EBW

6445MHz

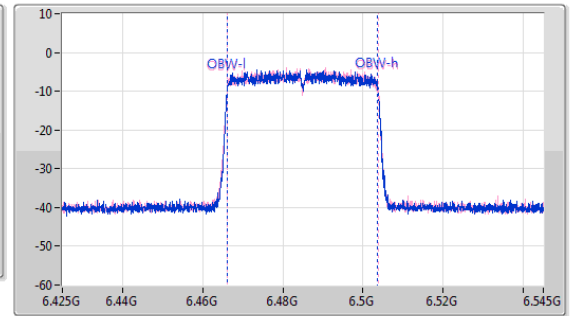
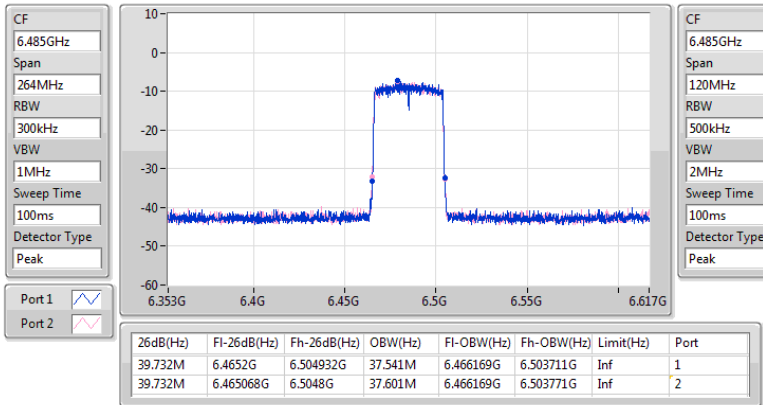




6.425-6.525GHz_802.11ax HEW40_Nss1,(MCS0)_2TX

EBW

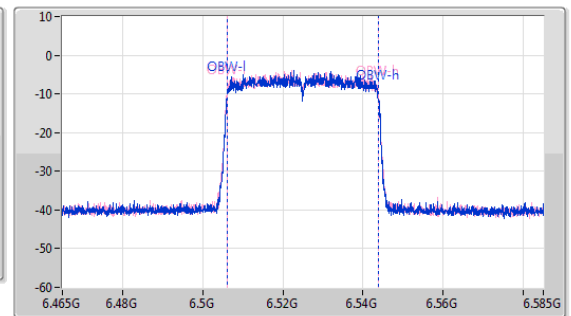
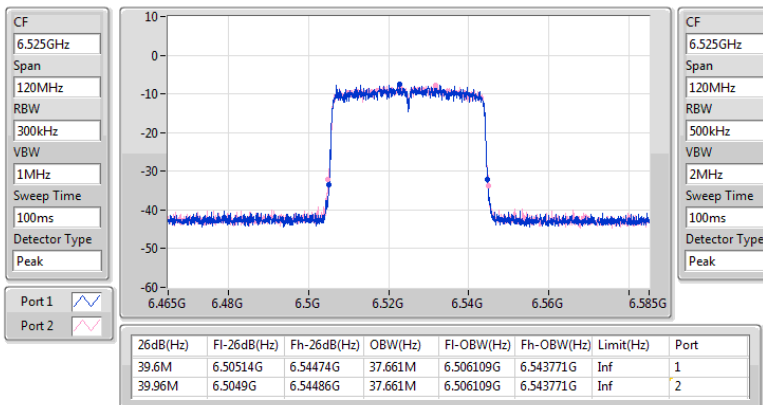
6485MHz



6.425-6.525GHz_802.11ax HEW40_Nss1,(MCS0)_2TX

EBW

6525MHz Straddle 6.425-6.525GHz

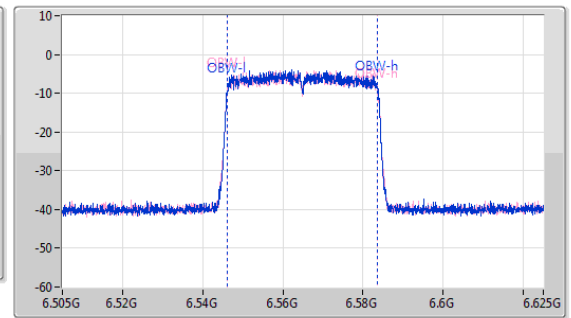
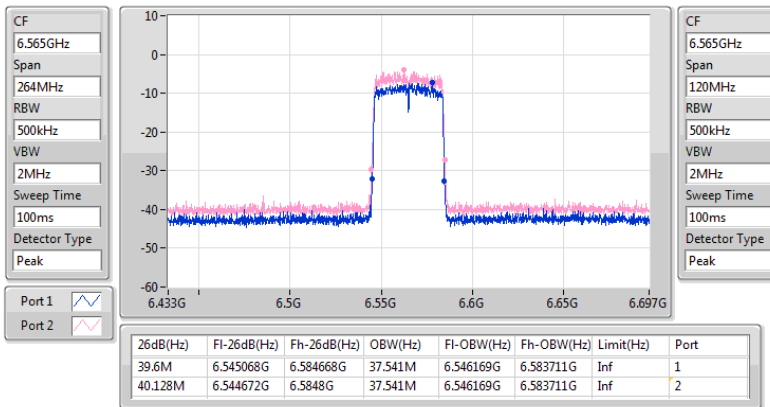




6.525-6.875GHz_802.11ax HEW40_Nss1,(MCS0)_2TX

EBW

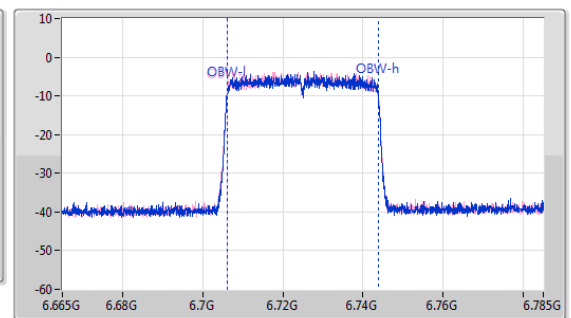
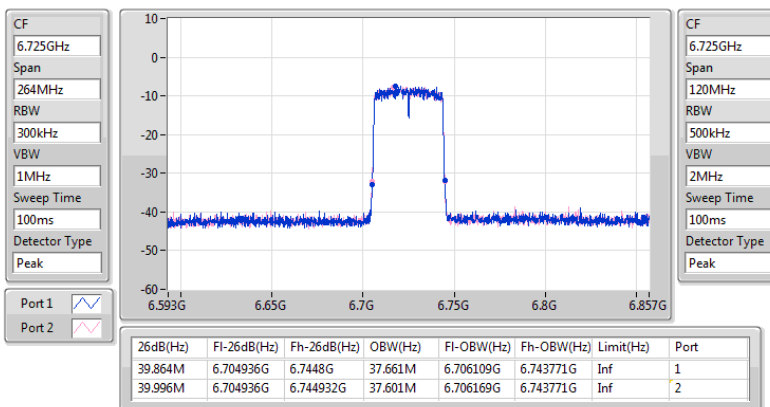
6565MHz



6.525-6.875GHz_802.11ax HEW40_Nss1,(MCS0)_2TX

EBW

6725MHz

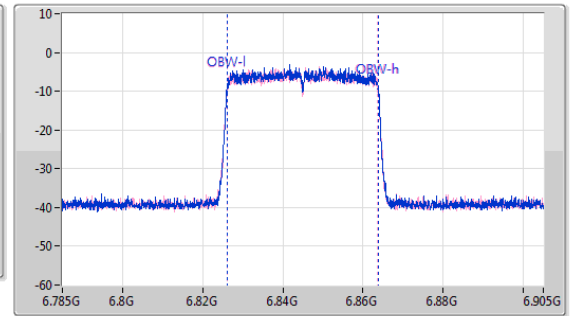
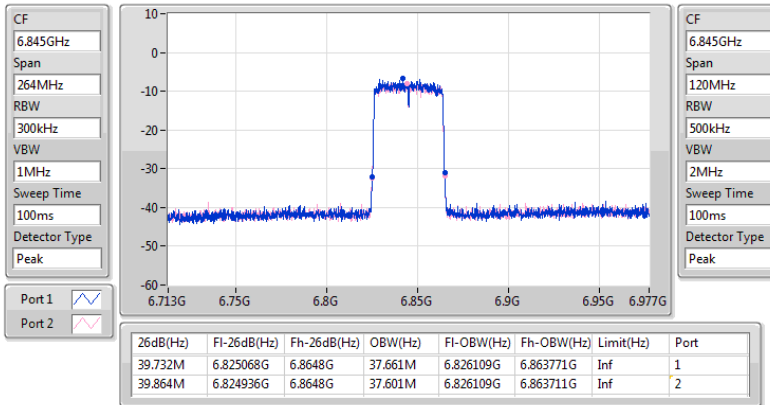




6.525-6.875GHz_802.11ax HEW40_Nss1,(MCS0)_2TX

EBW

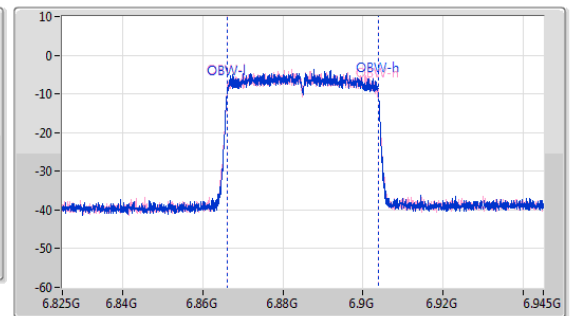
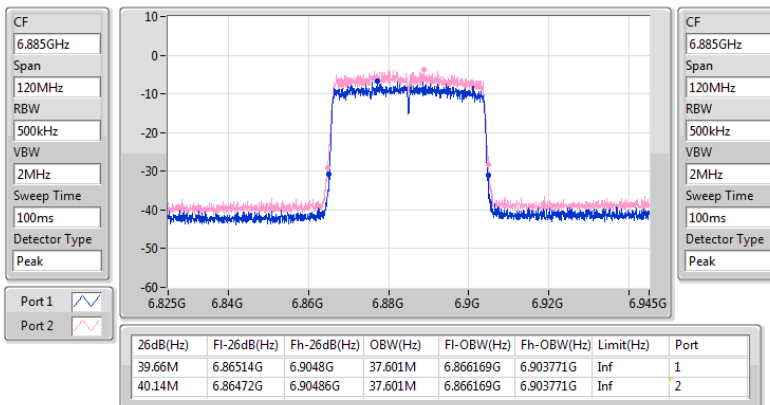
6845MHz



6.525-6.875GHz_802.11ax HEW40_Nss1,(MCS0)_2TX

EBW

6885MHz Straddle 6.525-6.875GHz

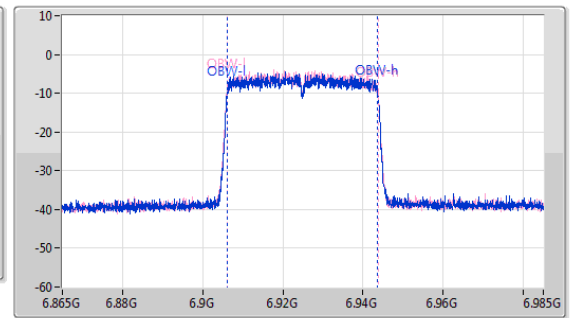
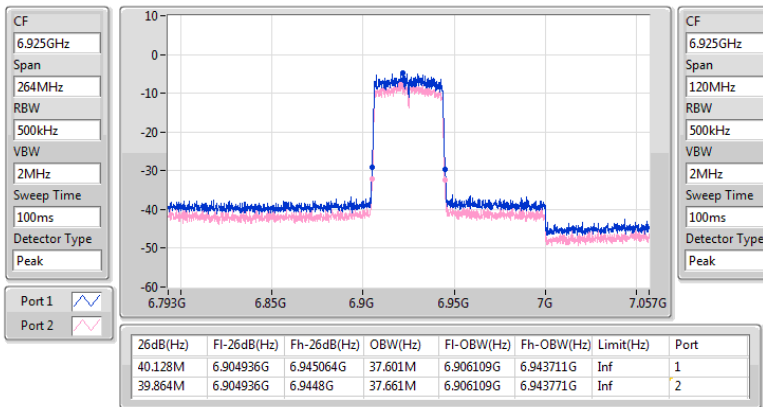




6.875-7.125GHz_802.11ax HEW40_Nss1,(MCS0)_2TX

EBW

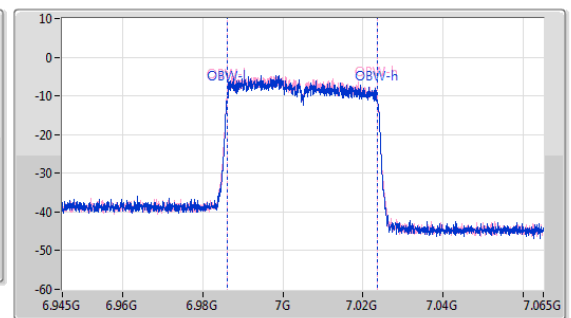
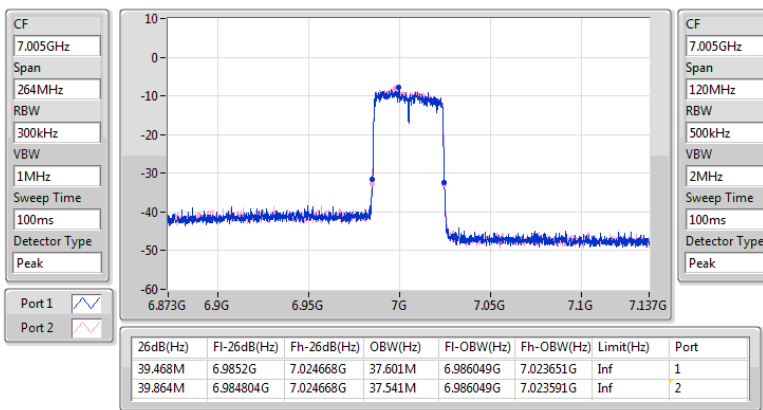
6925MHz



6.875-7.125GHz_802.11ax HEW40_Nss1,(MCS0)_2TX

EBW

7005MHz

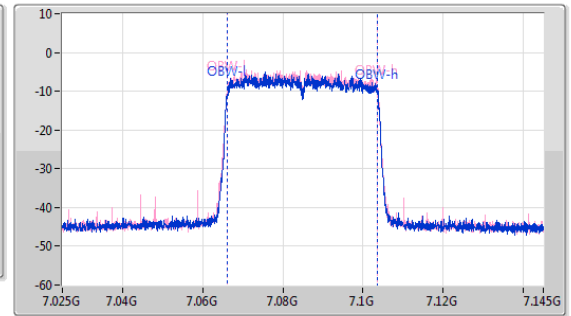
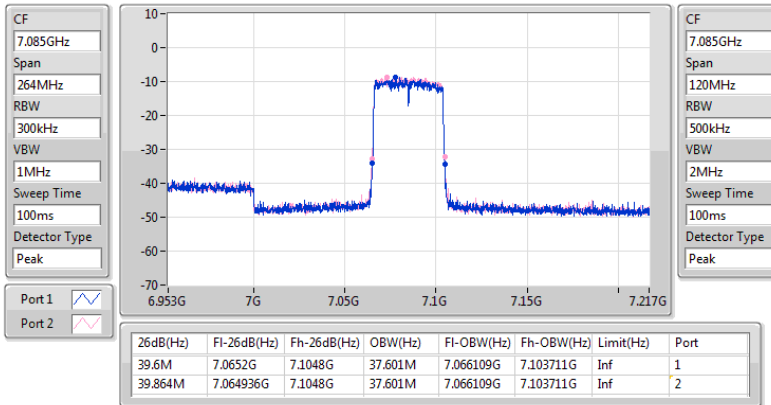




6.875-7.125GHz_802.11ax HEW40_Nss1,(MCS0)_2TX

EBW

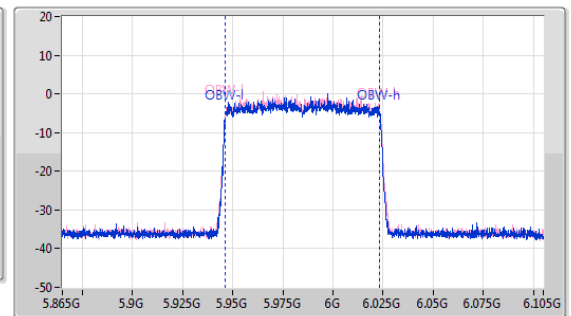
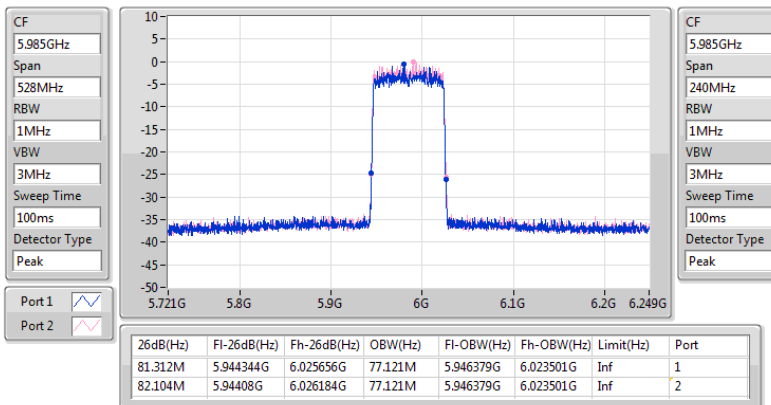
7085MHz



5.925-6.425GHz_802.11ax HEW80_Nss1,(MCS0)_2TX

EBW

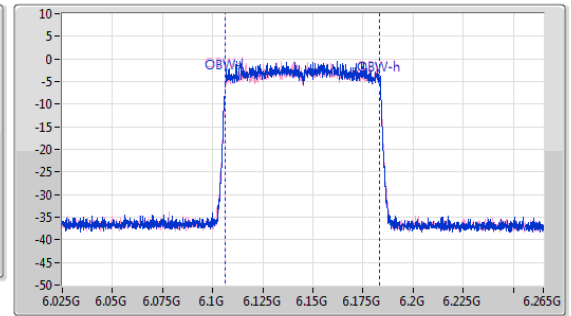
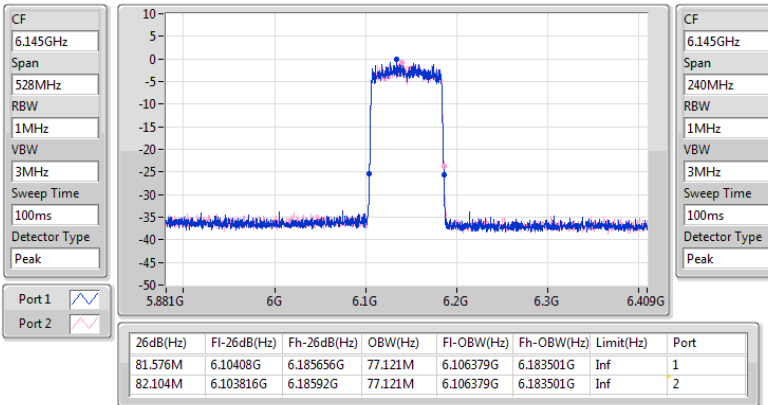
5985MHz



5.925-6.425GHz_802.11ax HEW80_Nss1,(MCS0)_2TX

EBW

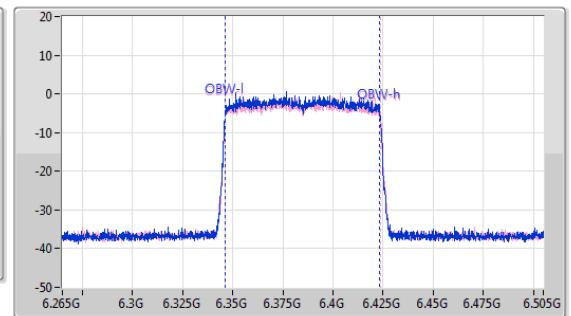
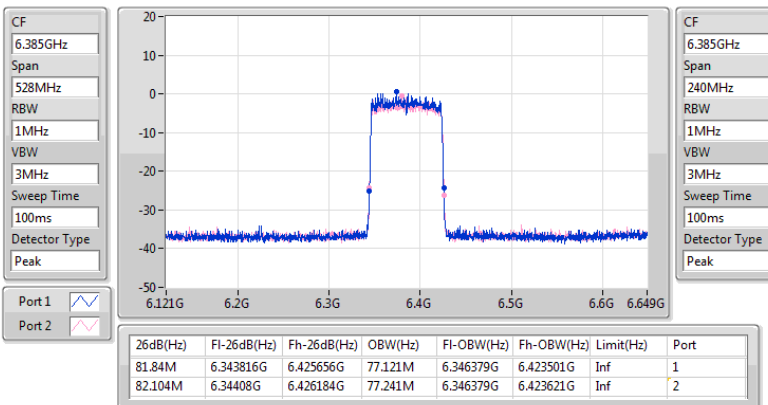
6145MHz



5.925-6.425GHz_802.11ax HEW80_Nss1,(MCS0)_2TX

EBW

6385MHz

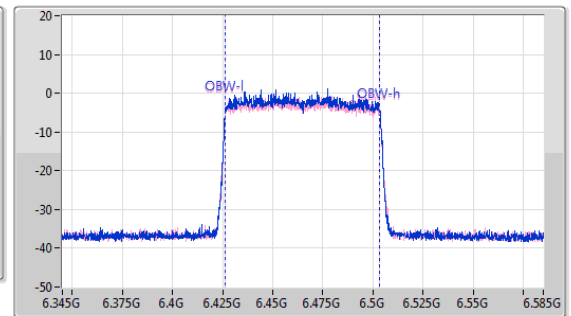
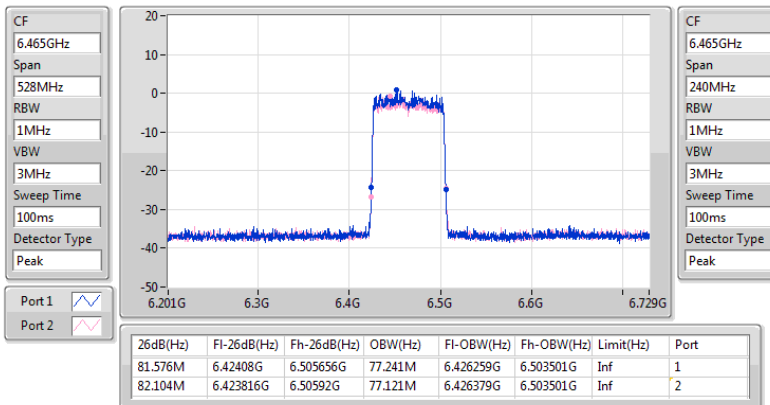




6.425-6.525GHz_802.11ax HEW80_Nss1,(MCS0)_2TX

EBW

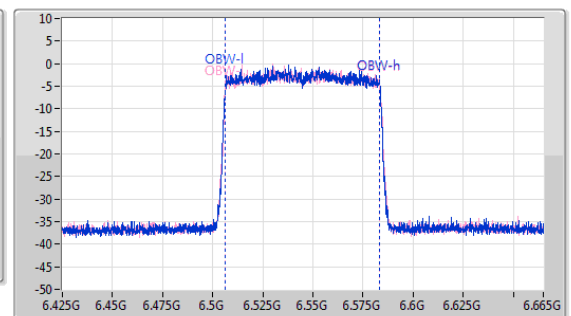
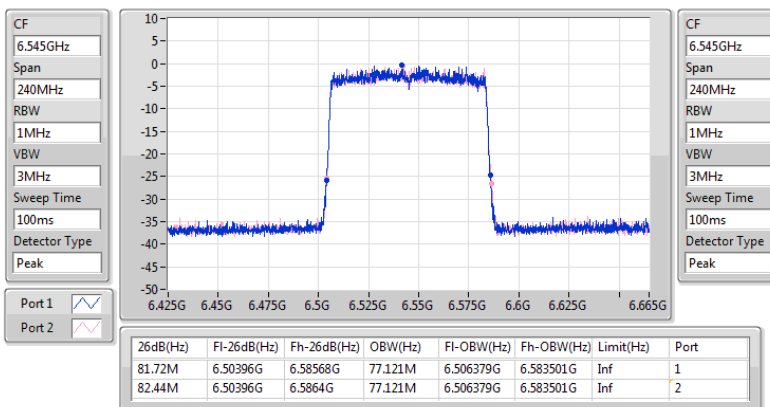
6465MHz



6.425-6.525GHz_802.11ax HEW80_Nss1,(MCS0)_2TX

EBW

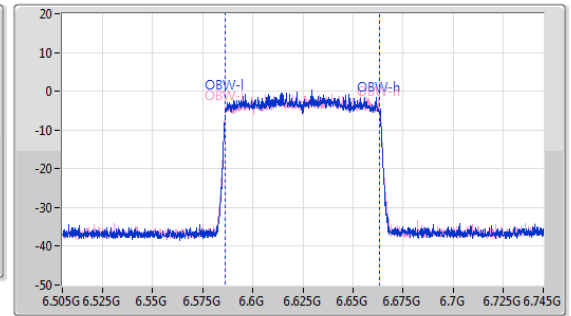
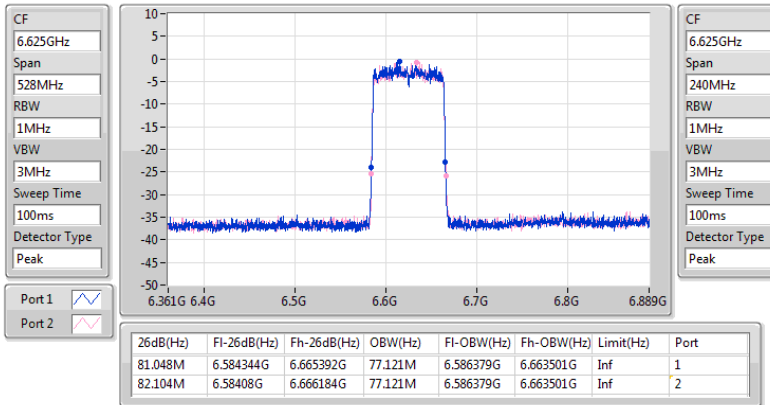
6545MHz Straddle 6.425-6.525GHz



6.525-6.875GHz_802.11ax HEW80_Nss1,(MCS0)_2TX

EBW

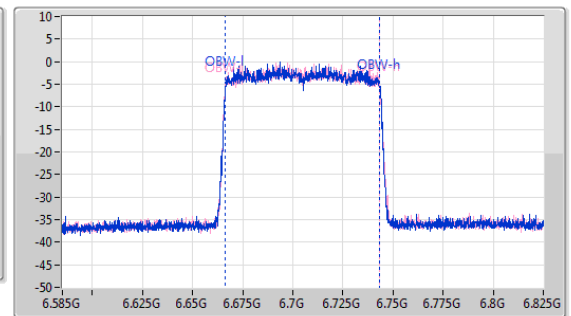
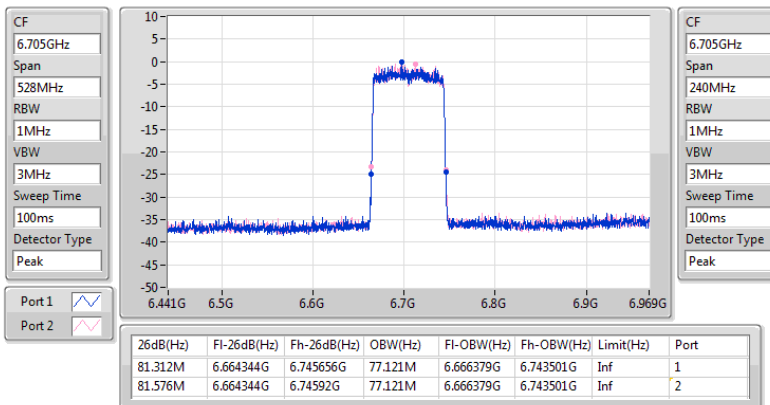
6625MHz



6.525-6.875GHz_802.11ax HEW80_Nss1,(MCS0)_2TX

EBW

6705MHz

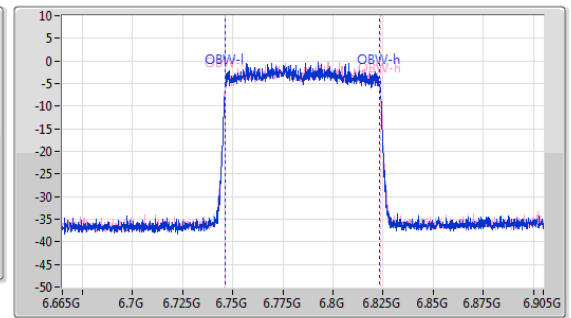
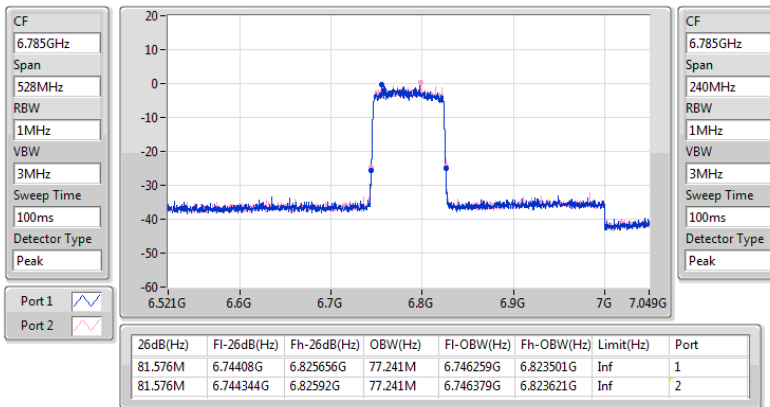




6.525-6.875GHz_802.11ax HEW80_Nss1,(MCS0)_2TX

EBW

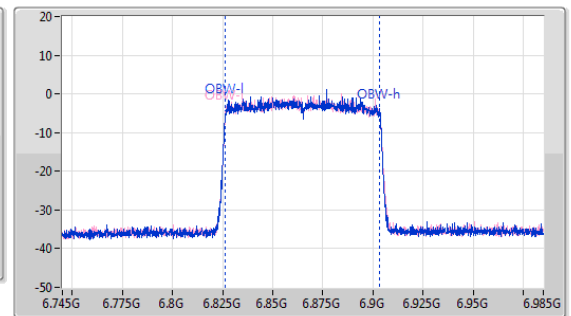
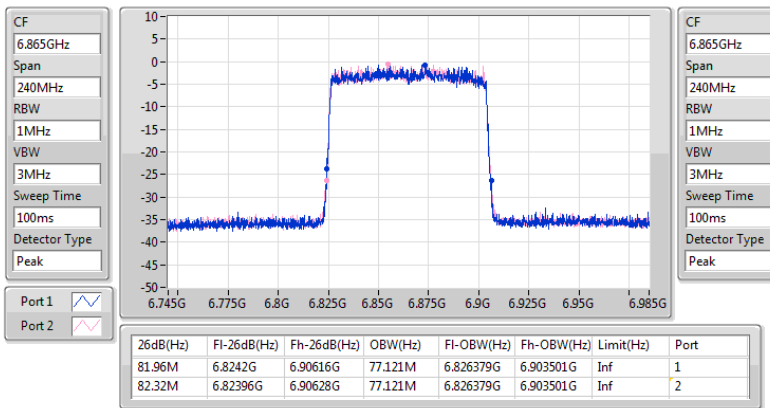
6785MHz



6.525-6.875GHz_802.11ax HEW80_Nss1,(MCS0)_2TX

EBW

6865MHz Straddle 6.525-6.875GHz

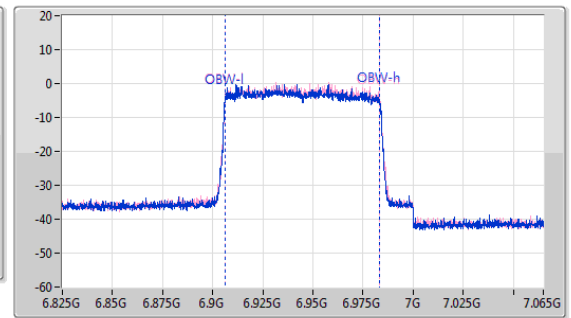
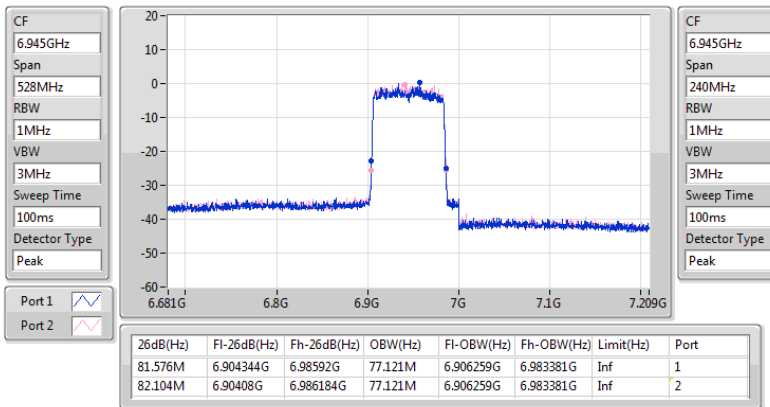




6.875-7.125GHz_802.11ax HEW80_Nss1,(MCS0)_2TX

EBW

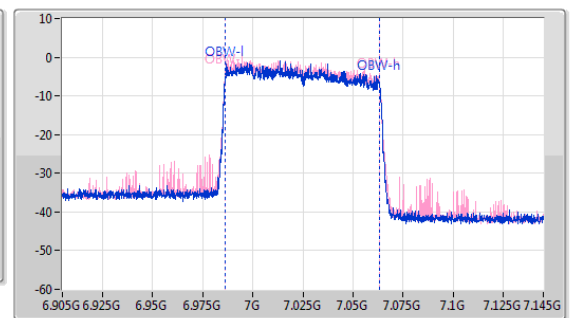
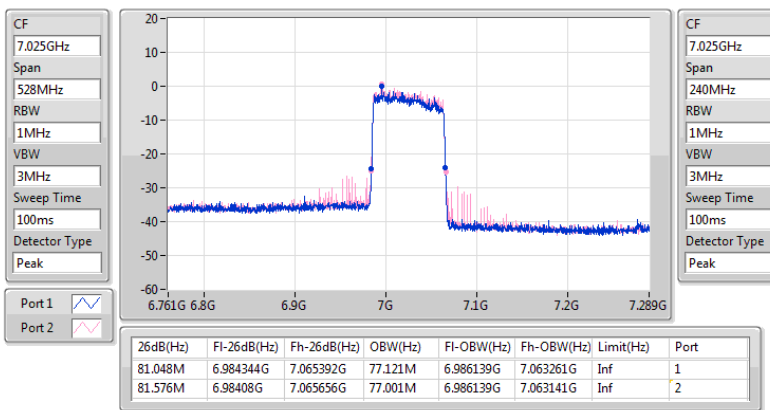
6945MHz



6.875-7.125GHz_802.11ax HEW80_Nss1,(MCS0)_2TX

EBW

7025MHz



Non-beamforming mode
Summary

Mode	Total Power (dBm)	Total Power (W)	EIRP (dBm)	EIRP (W)
5.925-6.425GHz	-	-	-	-
802.11a_Nss1,(6Mbps)_2TX	1.47	0.00140	6.67	0.00465
802.11ax HEW20_Nss1,(MCS0)_2TX-OFDMA	3.38	0.00218	8.58	0.00721
802.11ax HEW40_Nss1,(MCS0)_2TX-OFDMA	6.22	0.00419	11.42	0.01387
802.11ax HEW80_Nss1,(MCS0)_2TX-OFDMA	9.16	0.00824	14.36	0.02729
6.425-6.525GHz	-	-	-	-
802.11a_Nss1,(6Mbps)_2TX	1.51	0.00142	6.71	0.00469
802.11ax HEW20_Nss1,(MCS0)_2TX-OFDMA	3.60	0.00229	8.80	0.00759
802.11ax HEW40_Nss1,(MCS0)_2TX-OFDMA	6.06	0.00404	11.26	0.01337
802.11ax HEW80_Nss1,(MCS0)_2TX-OFDMA	9.06	0.00805	14.26	0.02667
6.525-6.875GHz	-	-	-	-
802.11a_Nss1,(6Mbps)_2TX	1.29	0.00135	6.49	0.00446
802.11ax HEW20_Nss1,(MCS0)_2TX-OFDMA	3.50	0.00224	8.70	0.00741
802.11ax HEW40_Nss1,(MCS0)_2TX-OFDMA	6.12	0.00409	11.32	0.01355
802.11ax HEW80_Nss1,(MCS0)_2TX-OFDMA	9.05	0.00804	14.25	0.02661
6.875-7.125GHz	-	-	-	-
802.11a_Nss1,(6Mbps)_2TX	1.42	0.00139	6.62	0.00459
802.11ax HEW20_Nss1,(MCS0)_2TX-OFDMA	3.40	0.00219	8.60	0.00724
802.11ax HEW40_Nss1,(MCS0)_2TX-OFDMA	5.91	0.00390	11.11	0.01291
802.11ax HEW80_Nss1,(MCS0)_2TX-OFDMA	9.14	0.00820	14.34	0.02716

**Conducted Output Power(Average) - SC Module****Appendix B.1****Result**

Mode	Result	DG (dBi)	Port 1 (dBm)	Port 2 (dBm)	Total Power (dBm)	Power Limit (dBm)	EIRP (dBm)	EIRP Limit (dBm)
802.11a_Nss1,(6Mbps)_2TX	-	-	-	-	-	-	-	-
5955MHz	Pass	5.20	-2.33	-0.87	1.47	Inf	6.67	24.00
6175MHz	Pass	5.20	-2.00	-1.27	1.39	Inf	6.59	24.00
6415MHz	Pass	5.20	-2.38	-1.66	1.01	Inf	6.21	24.00
6435MHz	Pass	5.20	-1.77	-1.24	1.51	Inf	6.71	24.00
6475MHz	Pass	5.20	-1.98	-1.52	1.27	Inf	6.47	24.00
6515MHz	Pass	5.20	-1.59	-1.62	1.41	Inf	6.61	24.00
6535MHz	Pass	5.20	-2.11	-1.71	1.10	Inf	6.30	24.00
6715MHz	Pass	5.20	-2.14	-1.34	1.29	Inf	6.49	24.00
6855MHz	Pass	5.20	-1.91	-1.62	1.25	Inf	6.45	24.00
6875MHz Straddle 6.525-6.875GHz	Pass	5.20	-1.97	-1.66	1.20	Inf	6.40	24.00
6895MHz	Pass	5.20	-1.92	-1.28	1.42	Inf	6.62	24.00
7015MHz	Pass	5.20	-2.02	-1.42	1.30	Inf	6.50	24.00
7095MHz	Pass	5.20	-2.75	-0.98	1.23	Inf	6.43	24.00
7115MHz	Pass	5.20	-3.02	-1.85	0.61	Inf	5.81	24.00
802.11ax HEW20_Nss1,(MCS0)_2TX-OFDMA	-	-	-	-	-	-	-	-
5955MHz	Pass	5.20	0.08	0.45	3.28	Inf	8.48	24.00
6175MHz	Pass	5.20	0.37	0.37	3.38	Inf	8.58	24.00
6415MHz	Pass	5.20	0.80	-0.20	3.34	Inf	8.54	24.00
6435MHz	Pass	5.20	0.76	0.41	3.60	Inf	8.80	24.00
6475MHz	Pass	5.20	0.78	0.28	3.55	Inf	8.75	24.00
6515MHz	Pass	5.20	0.23	0.05	3.15	Inf	8.35	24.00
6535MHz	Pass	5.20	0.63	0.35	3.50	Inf	8.70	24.00
6715MHz	Pass	5.20	0.28	0.29	3.30	Inf	8.50	24.00
6855MHz	Pass	5.20	0.39	0.09	3.25	Inf	8.45	24.00
6875MHz Straddle 6.525-6.875GHz	Pass	5.20	0.22	0.15	3.20	Inf	8.40	24.00
6895MHz	Pass	5.20	0.17	0.59	3.40	Inf	8.60	24.00
7015MHz	Pass	5.20	-0.31	0.54	3.15	Inf	8.35	24.00
7095MHz	Pass	5.20	-0.19	0.59	3.23	Inf	8.43	24.00
7115MHz	Pass	5.20	-1.18	-1.13	1.86	Inf	7.06	24.00
802.11ax HEW40_Nss1,(MCS0)_2TX-OFDMA	-	-	-	-	-	-	-	-
5965MHz	Pass	5.20	2.93	3.48	6.22	Inf	11.42	24.00
6165MHz	Pass	5.20	3.17	3.01	6.10	Inf	11.30	24.00
6405MHz	Pass	5.20	3.10	2.76	5.94	Inf	11.14	24.00
6445MHz	Pass	5.20	3.22	2.88	6.06	Inf	11.26	24.00
6485MHz	Pass	5.20	2.63	3.00	5.83	Inf	11.03	24.00
6525MHz Straddle 6.425-6.525GHz	Pass	5.20	2.72	3.03	5.89	Inf	11.09	24.00
6565MHz	Pass	5.20	3.13	3.06	6.11	Inf	11.31	24.00
6725MHz	Pass	5.20	2.95	3.21	6.09	Inf	11.29	24.00
6845MHz	Pass	5.20	3.00	3.22	6.12	Inf	11.32	24.00

**Conducted Output Power(Average) - SC Module****Appendix B.1**

Mode	Result	DG (dBi)	Port 1 (dBm)	Port 2 (dBm)	Total Power (dBm)	Power Limit (dBm)	EIRP (dBm)	EIRP Limit (dBm)
6885MHz Straddle 6.525-6.875GHz	Pass	5.20	2.55	2.91	5.74	Inf	10.94	24.00
6925MHz	Pass	5.20	2.42	3.02	5.74	Inf	10.94	24.00
7005MHz	Pass	5.20	2.17	2.83	5.52	Inf	10.72	24.00
7085MHz	Pass	5.20	2.44	3.31	5.91	Inf	11.11	24.00
802.11ax HEW80_Nss1,(MCS0)_2TX-OFDMA	-	-	-	-	-	-	-	-
5985MHz	Pass	5.20	5.90	6.35	9.14	Inf	14.34	24.00
6145MHz	Pass	5.20	6.05	5.81	8.94	Inf	14.14	24.00
6385MHz	Pass	5.20	6.52	5.75	9.16	Inf	14.36	24.00
6465MHz	Pass	5.20	6.29	5.79	9.06	Inf	14.26	24.00
6545MHz Straddle 6.425-6.525GHz	Pass	5.20	5.96	5.89	8.94	Inf	14.14	24.00
6625MHz	Pass	5.20	5.85	5.82	8.85	Inf	14.05	24.00
6705MHz	Pass	5.20	5.99	6.09	9.05	Inf	14.25	24.00
6785MHz	Pass	5.20	5.98	6.05	9.03	Inf	14.23	24.00
6865MHz Straddle 6.525-6.875GHz	Pass	5.20	5.76	5.92	8.85	Inf	14.05	24.00
6945MHz	Pass	5.20	5.73	6.49	9.14	Inf	14.34	24.00
7025MHz	Pass	5.20	5.21	6.18	8.73	Inf	13.93	24.00

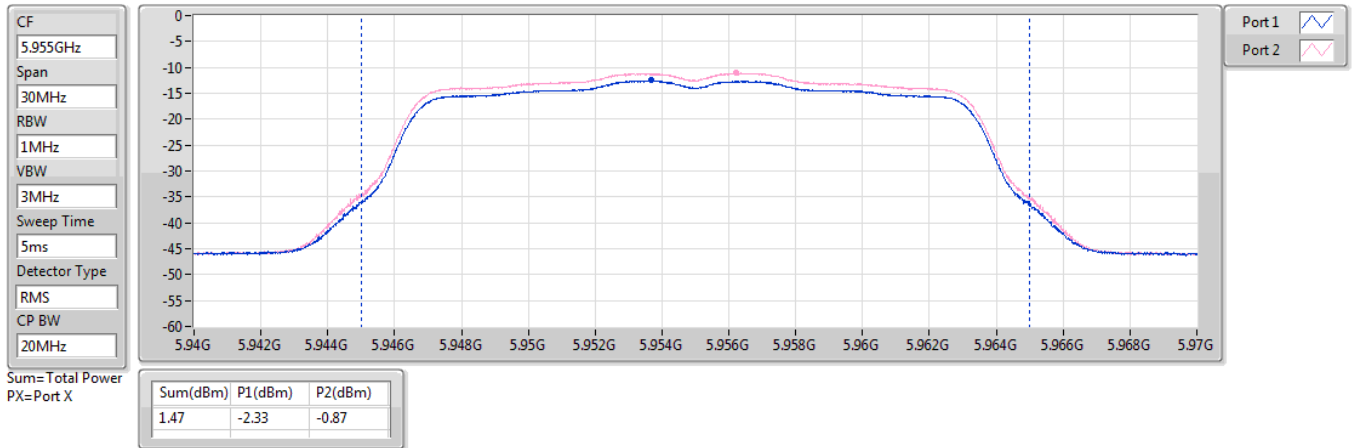
DG = Directional Gain; Port X = Port X output power



5.925-6.425GHz_802.11a_Nss1,(6Mbps)_2TX

AV Power

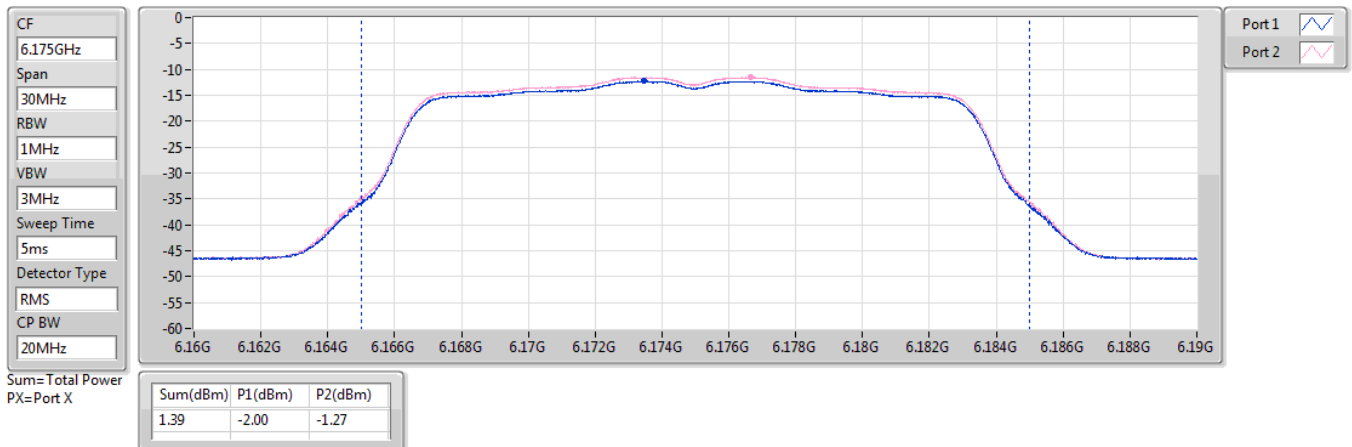
5955MHz_TX



5.925-6.425GHz_802.11a_Nss1,(6Mbps)_2TX

AV Power

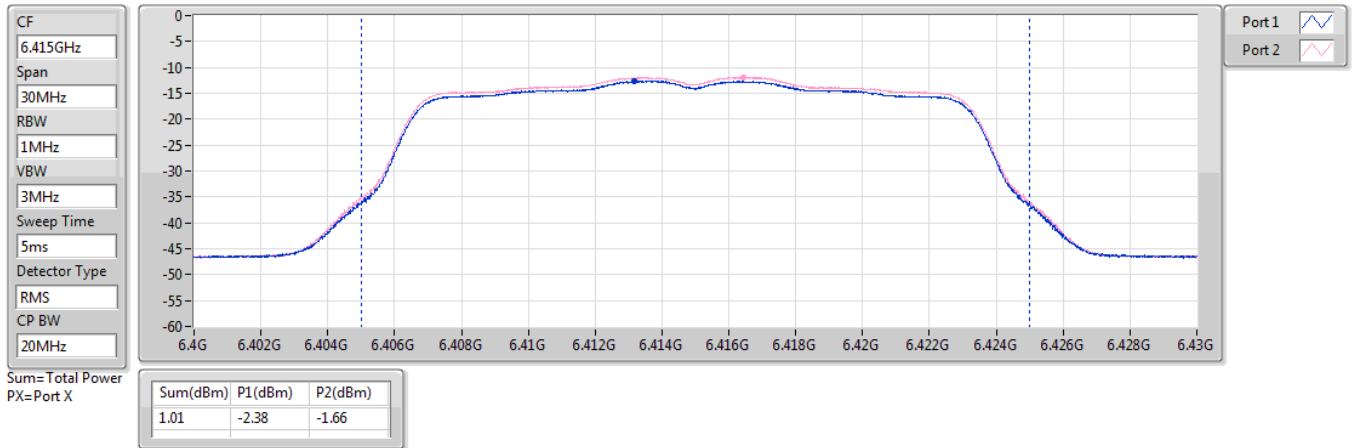
6175MHz_TX



5.925-6.425GHz_802.11a_Nss1,(6Mbps)_2TX

AV Power

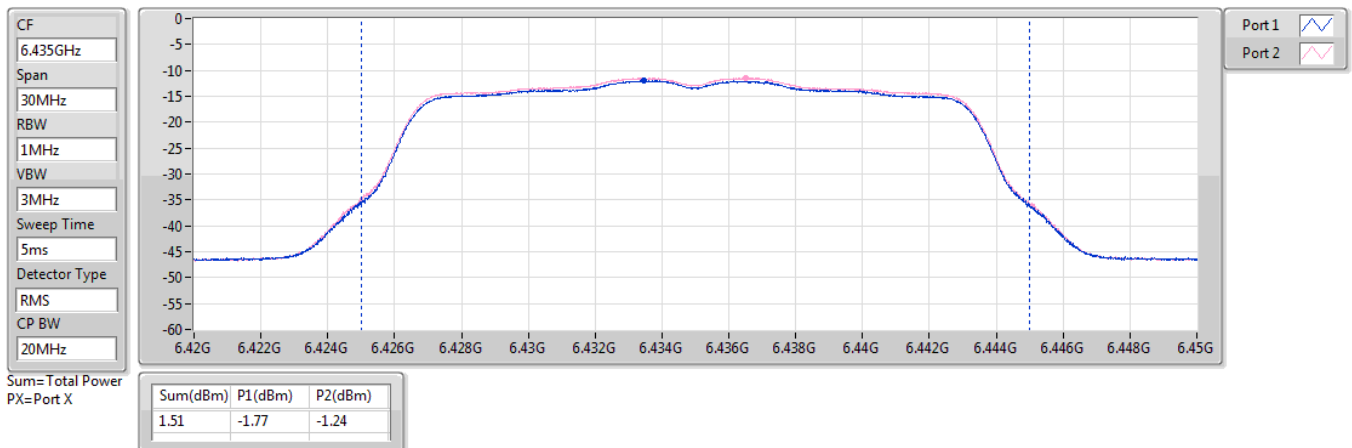
6415MHz_TX



6.425-6.525GHz_802.11a_Nss1,(6Mbps)_2TX

AV Power

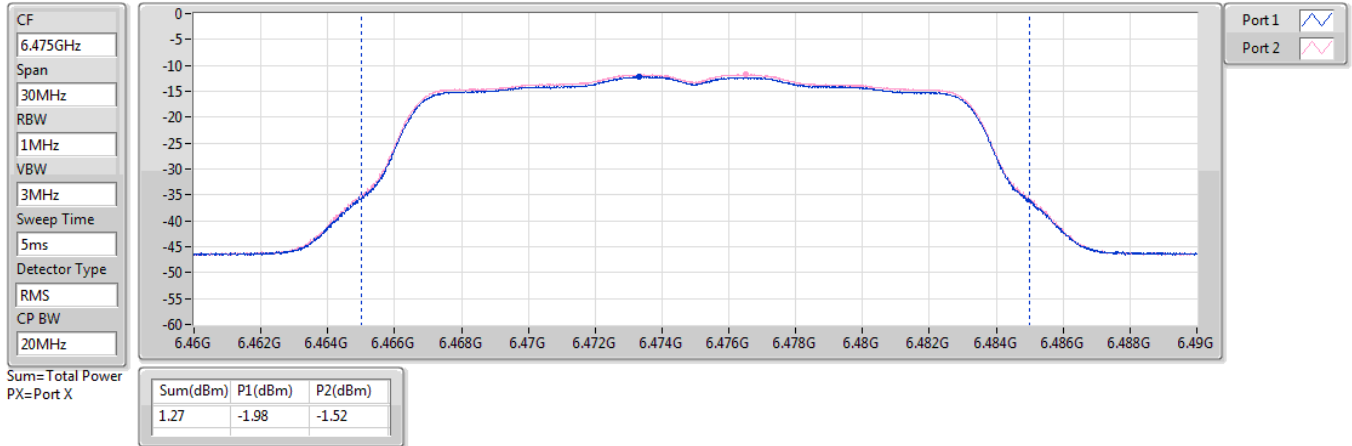
6435MHz_TX



6.425-6.525GHz_802.11a_Nss1,(6Mbps)_2TX

AV Power

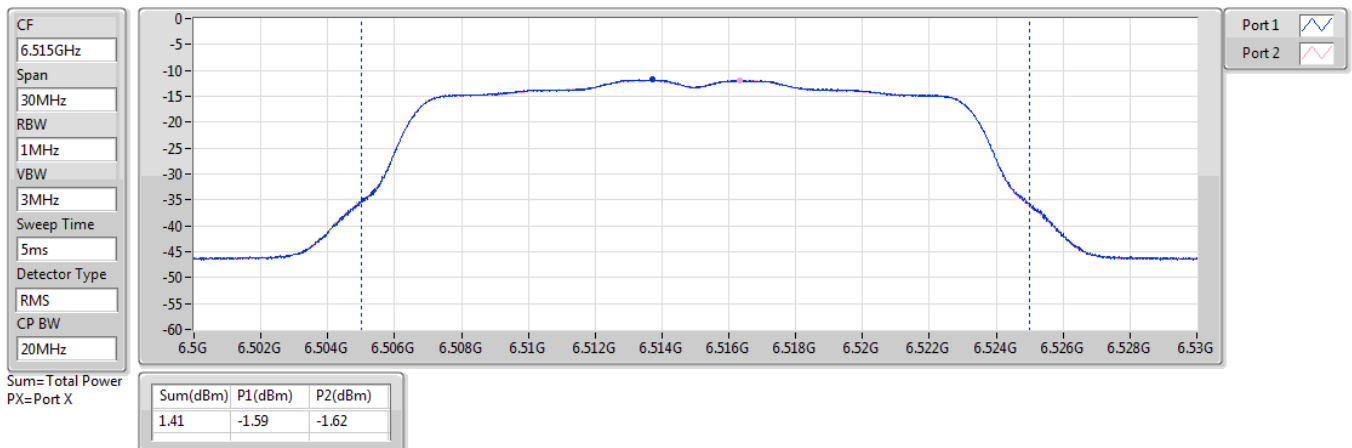
6475MHz_TX



6.425-6.525GHz_802.11a_Nss1,(6Mbps)_2TX

AV Power

6515MHz_TX

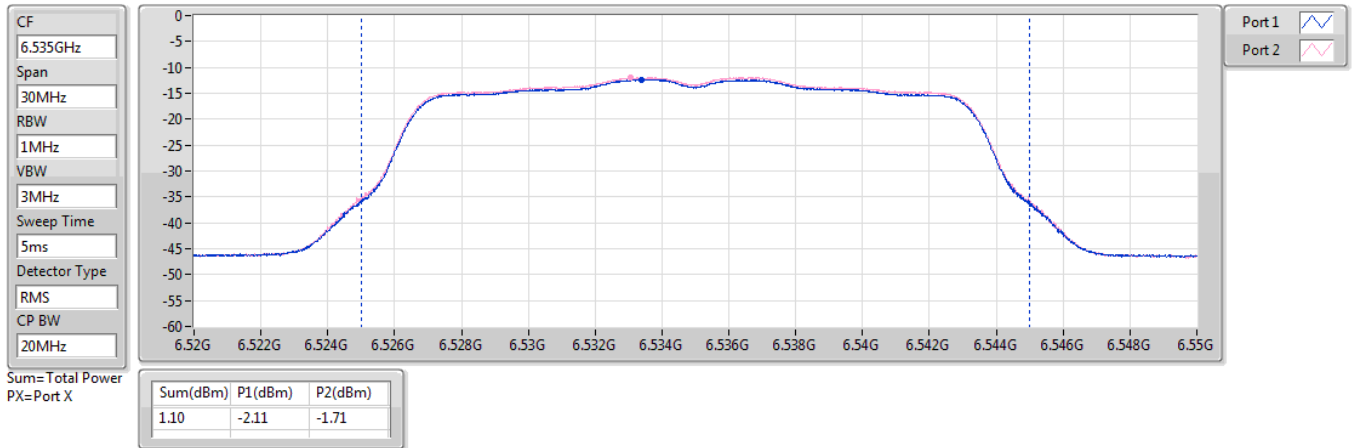




6.525-6.875GHz_802.11a_Nss1,(6Mbps)_2TX

AV Power

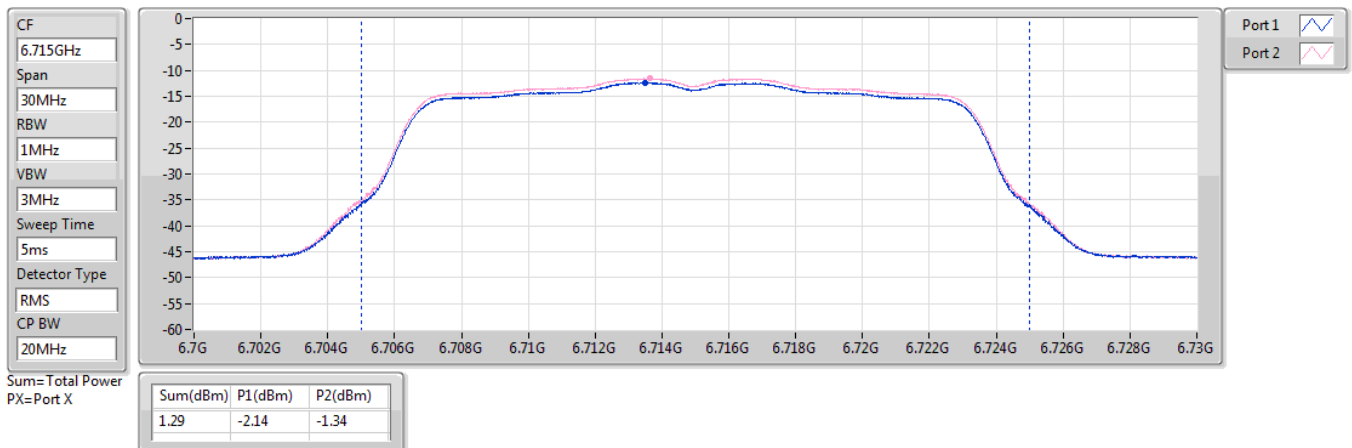
6535MHz_TX



6.525-6.875GHz_802.11a_Nss1,(6Mbps)_2TX

AV Power

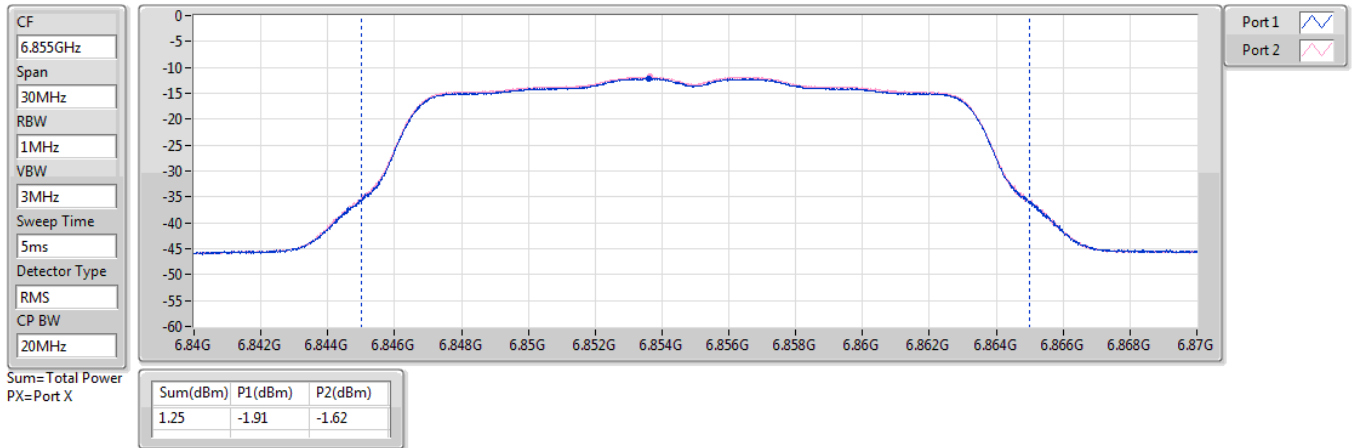
6715MHz_TX



6.525-6.875GHz_802.11a_Nss1,(6Mbps)_2TX

AV Power

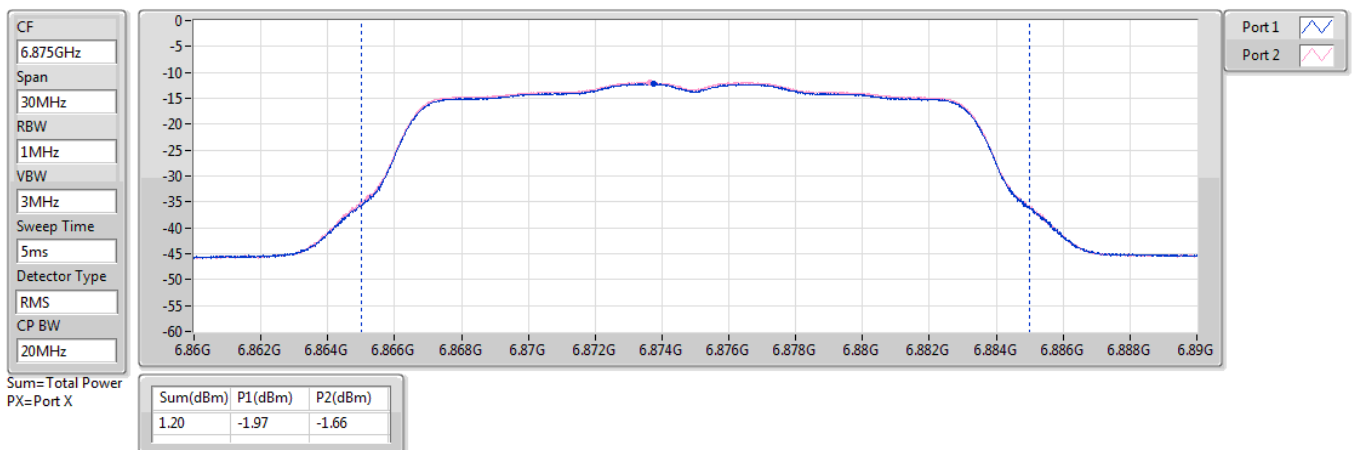
6855MHz_TX



6.525-6.875GHz_802.11a_Nss1,(6Mbps)_2TX

AV Power

6875MHz Straddle 6.525-6.875GHz_TX

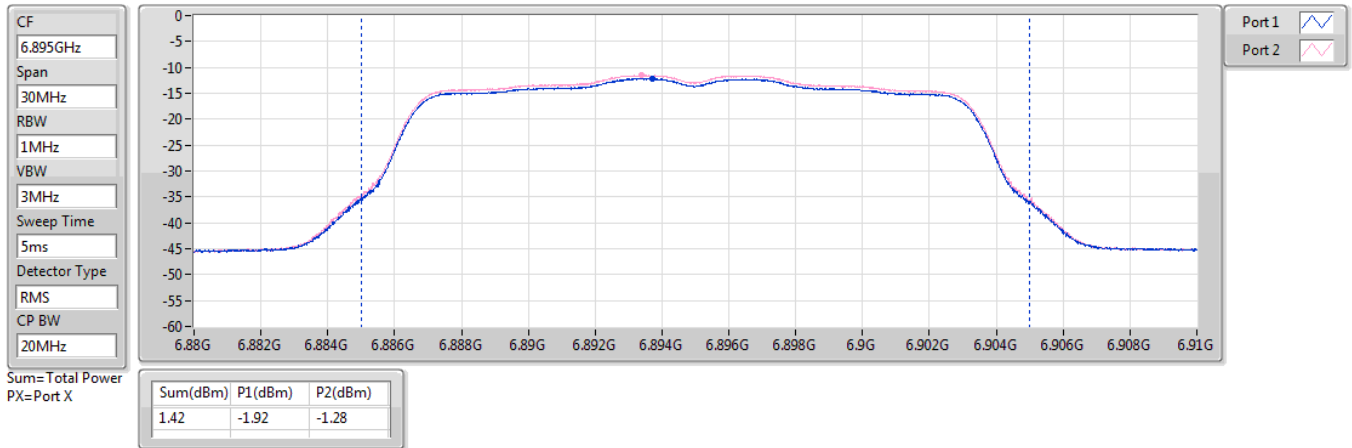




6.875-7.125GHz_802.11a_Nss1,(6Mbps)_2TX

AV Power

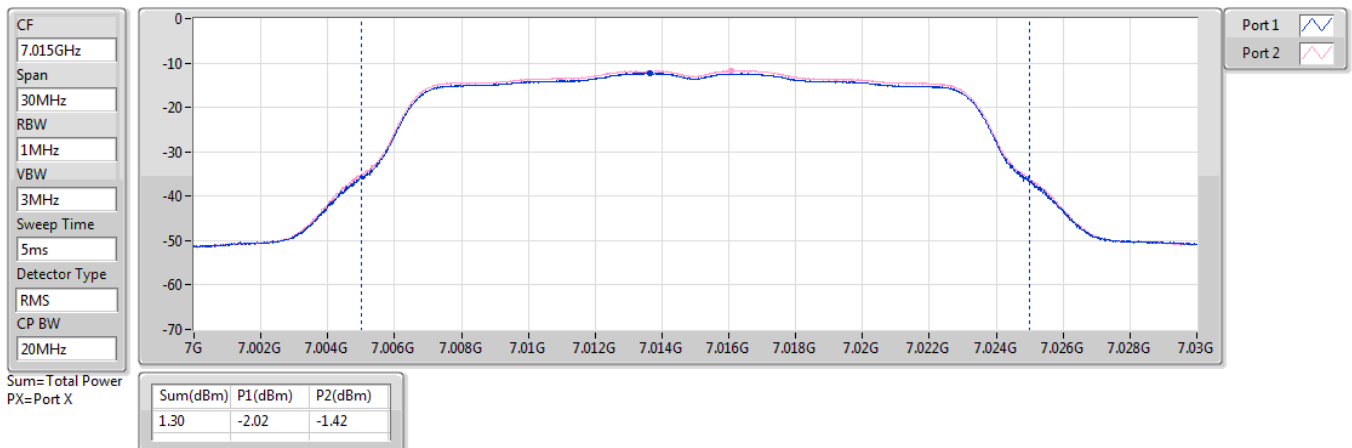
6895MHz_TX



6.875-7.125GHz_802.11a_Nss1,(6Mbps)_2TX

AV Power

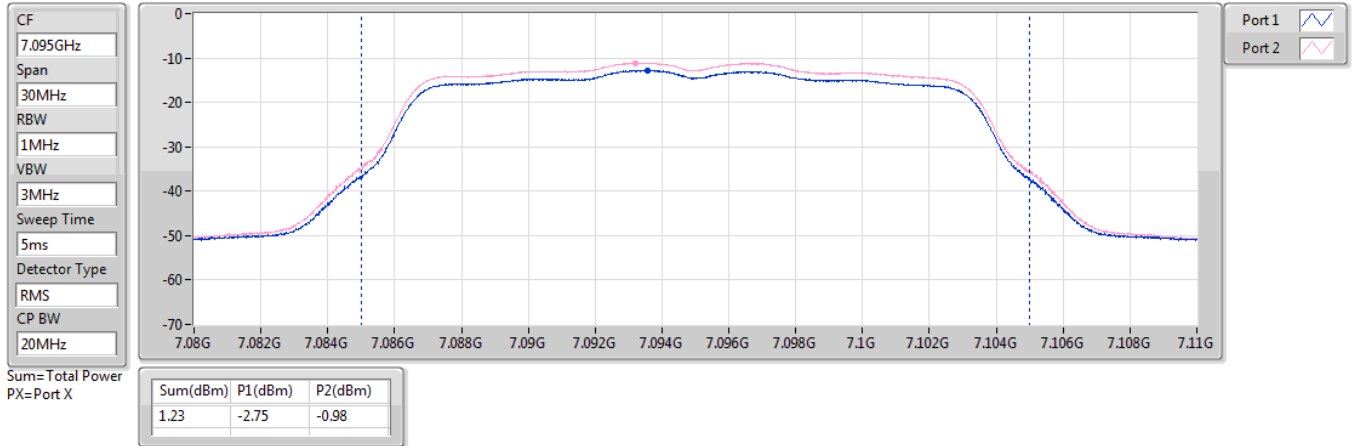
7015MHz_TX



6.875-7.125GHz_802.11a_Nss1,(6Mbps)_2TX

AV Power

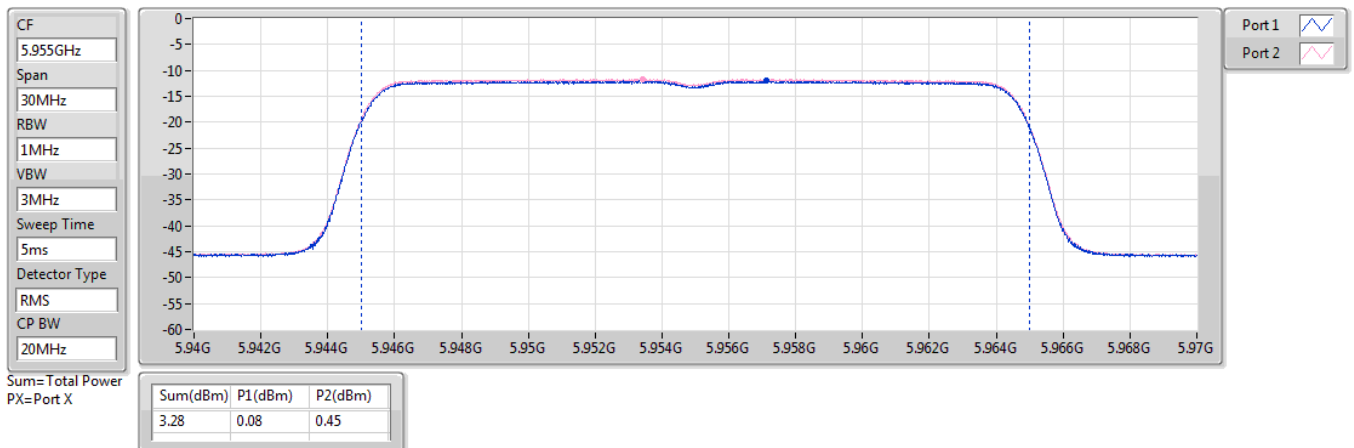
7095MHz_TX



5.925-6.425GHz_802.11ax HEW20_Nss1,(MCS0)_2TX

AV Power

5955MHz_TX

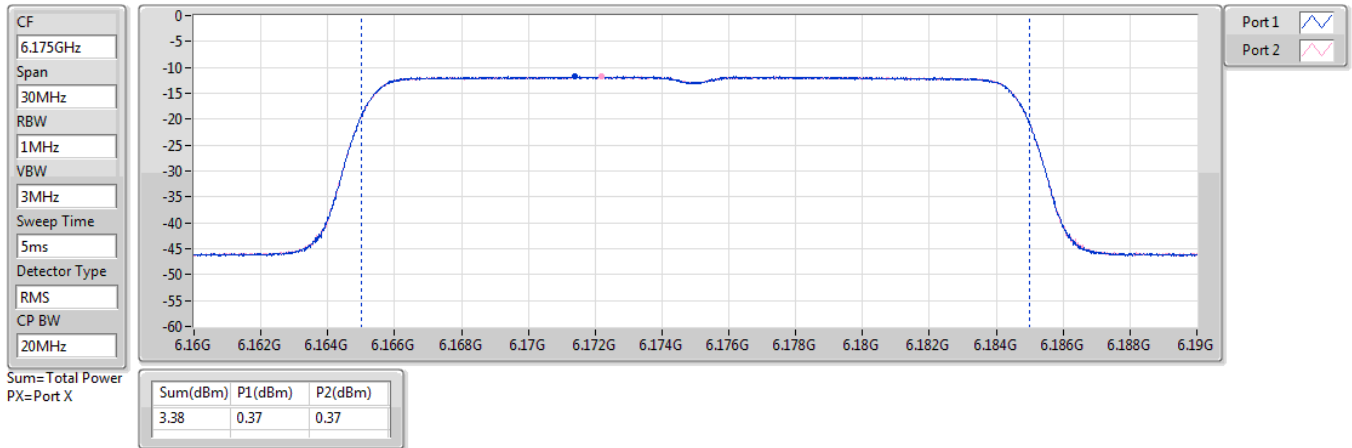




5.925-6.425GHz_802.11ax HEW20_Nss1,(MCS0)_2TX

AV Power

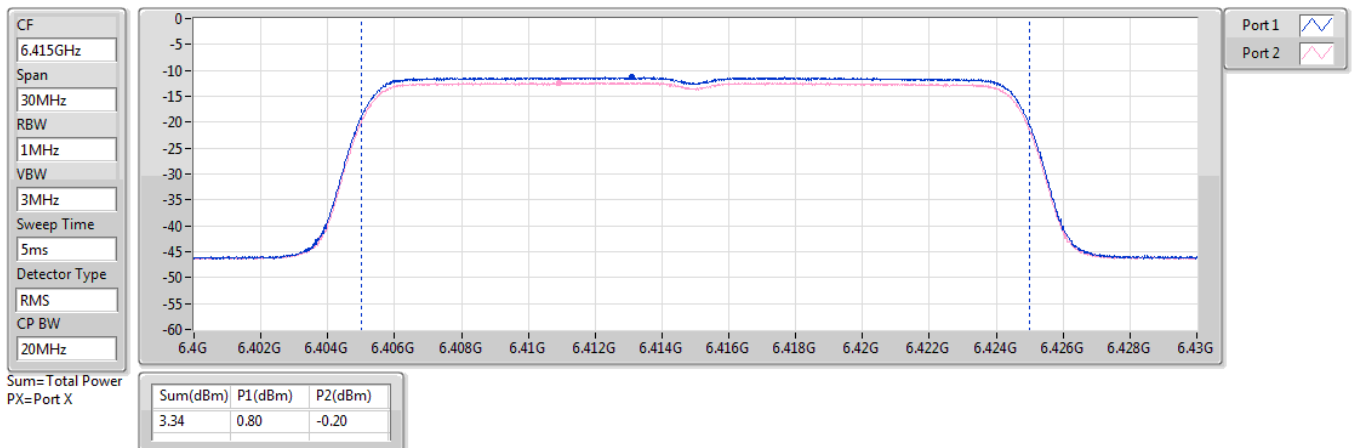
6175MHz_TX



5.925-6.425GHz_802.11ax HEW20_Nss1,(MCS0)_2TX

AV Power

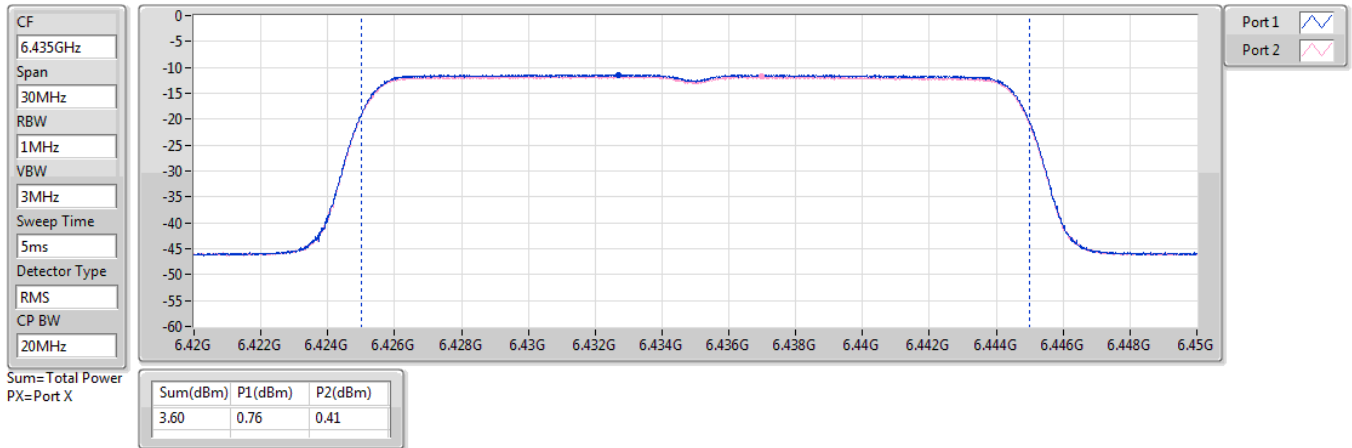
6415MHz_TX



6.425-6.525GHz_802.11ax HEW20_Nss1,(MCS0)_2TX

AV Power

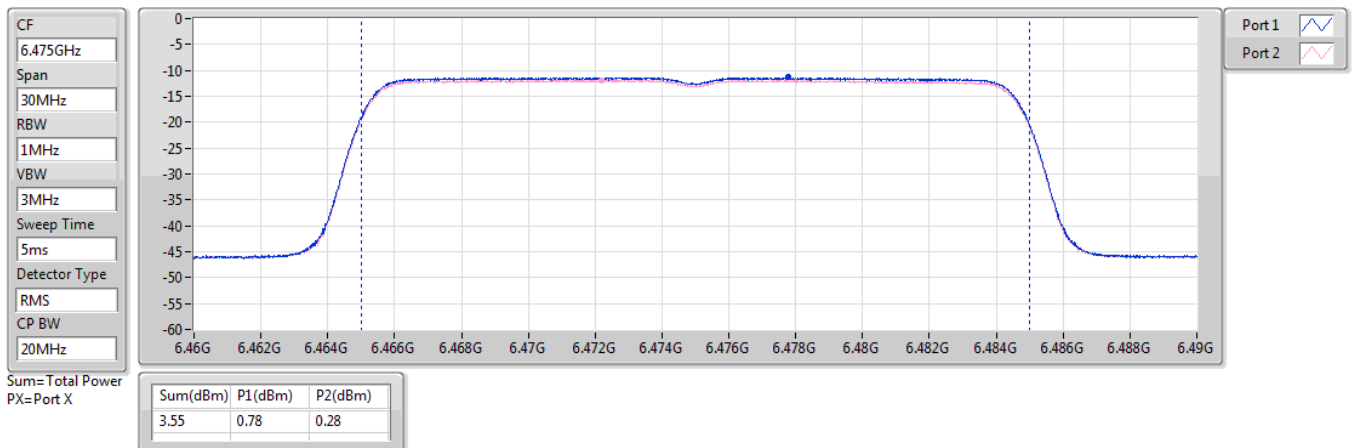
6435MHz_TX



6.425-6.525GHz_802.11ax HEW20_Nss1,(MCS0)_2TX

AV Power

6475MHz_TX

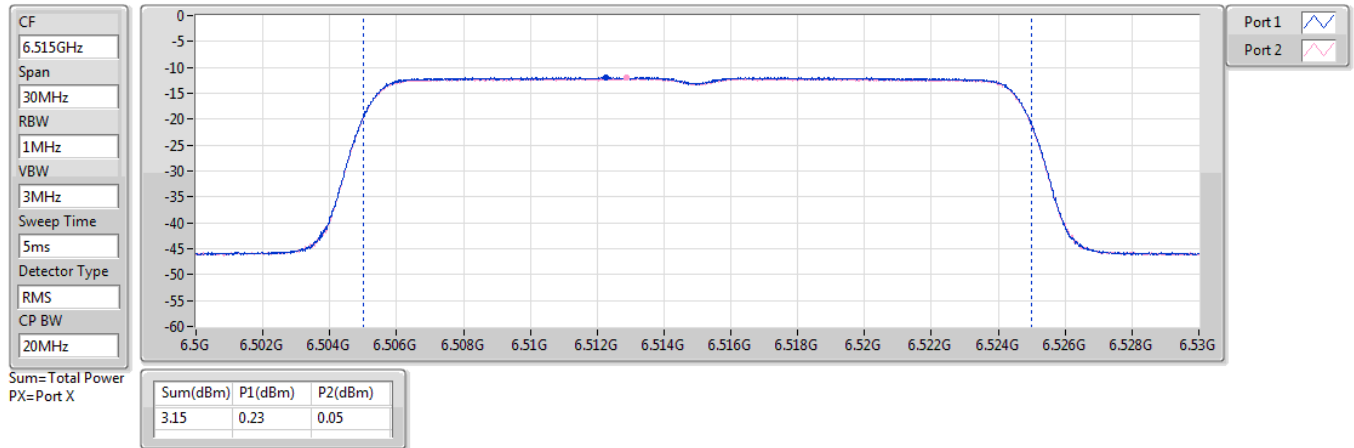




6.425-6.525GHz_802.11ax HEW20_Nss1,(MCS0)_2TX

AV Power

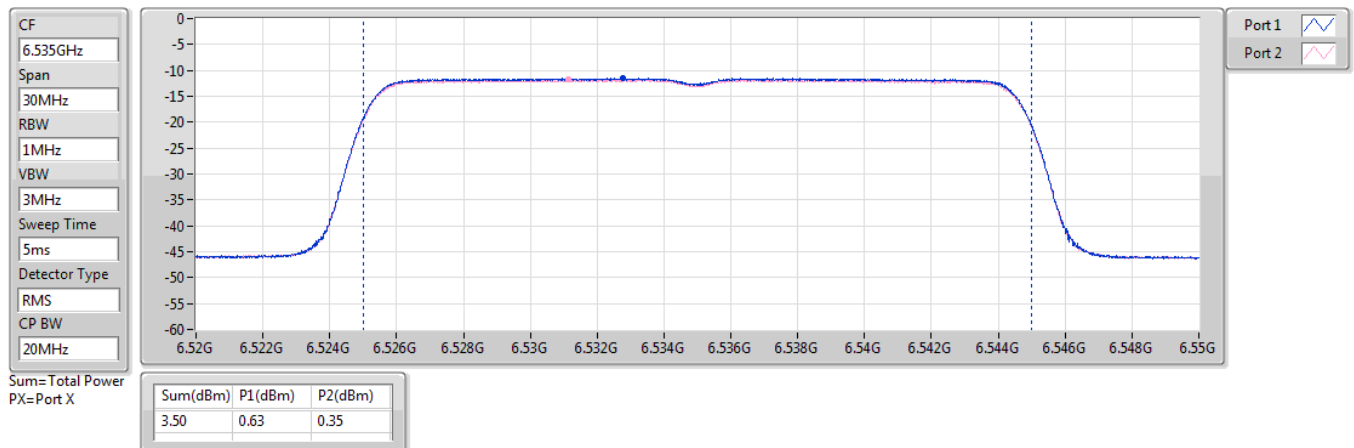
6515MHz_TX



6.525-6.875GHz_802.11ax HEW20_Nss1,(MCS0)_2TX

AV Power

6535MHz_TX

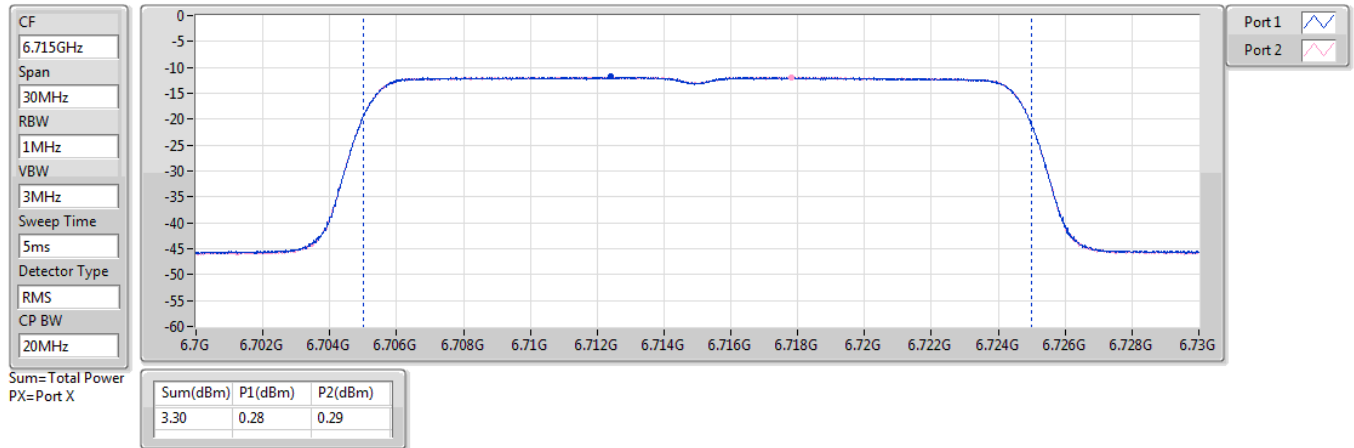




6.525-6.875GHz_802.11ax HEW20_Nss1,(MCS0)_2TX

AV Power

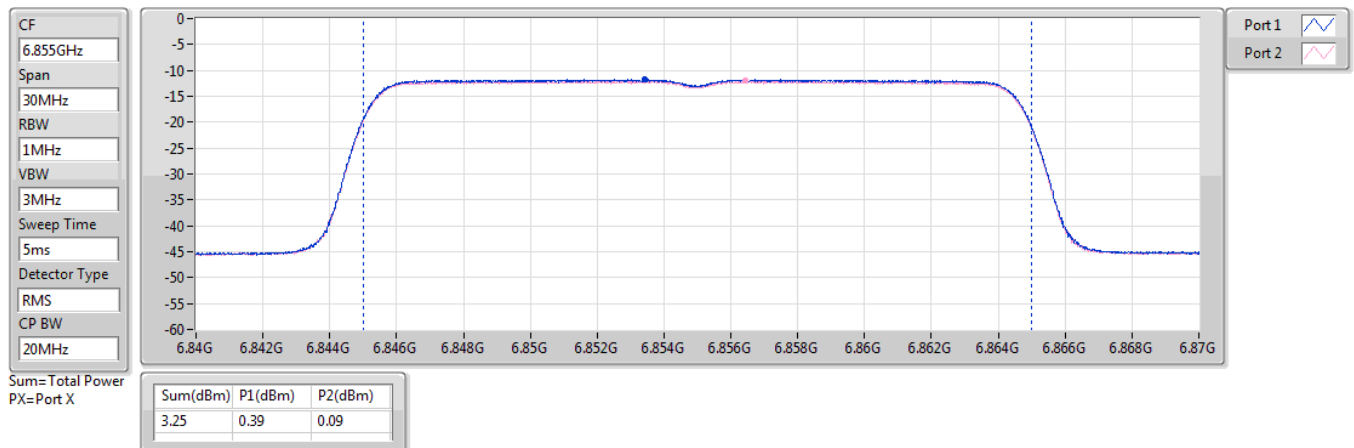
6715MHz_TX



6.525-6.875GHz_802.11ax HEW20_Nss1,(MCS0)_2TX

AV Power

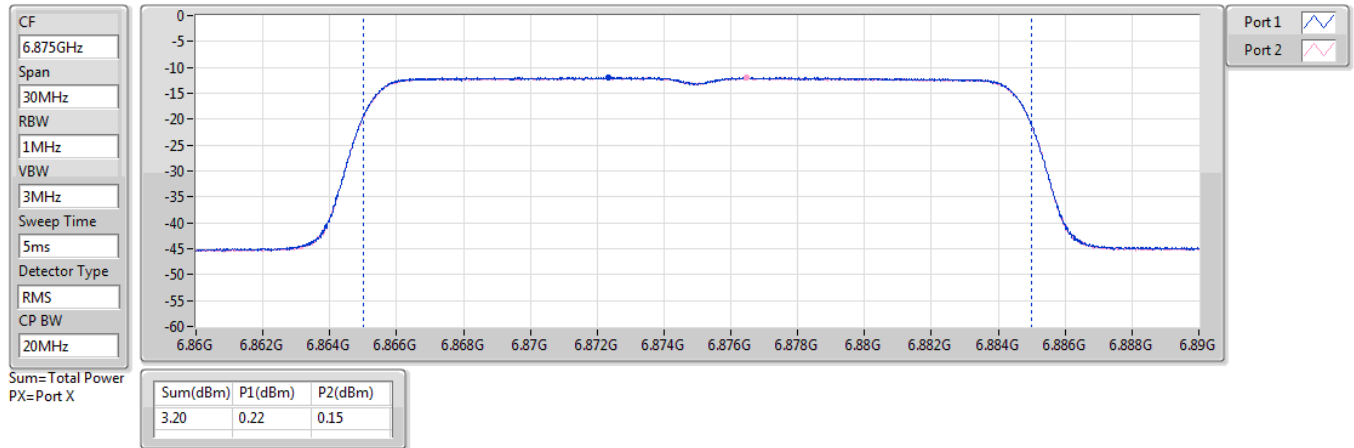
6855MHz_TX



6.525-6.875GHz_802.11ax HEW20_Nss1,(MCS0)_2TX

AV Power

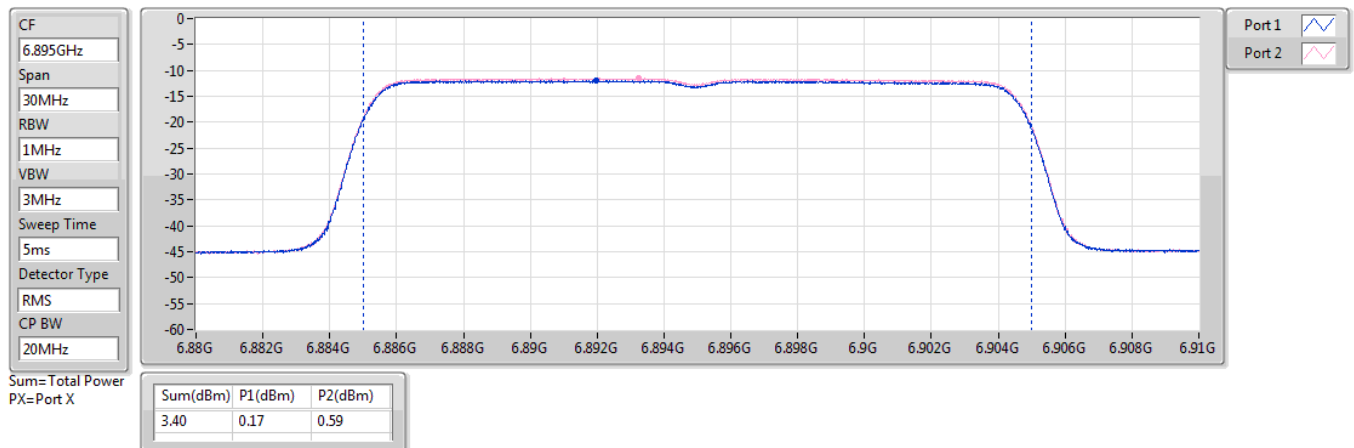
6875MHz Straddle 6.525-6.875GHz_TX



6.875-7.125GHz_802.11ax HEW20_Nss1,(MCS0)_2TX

AV Power

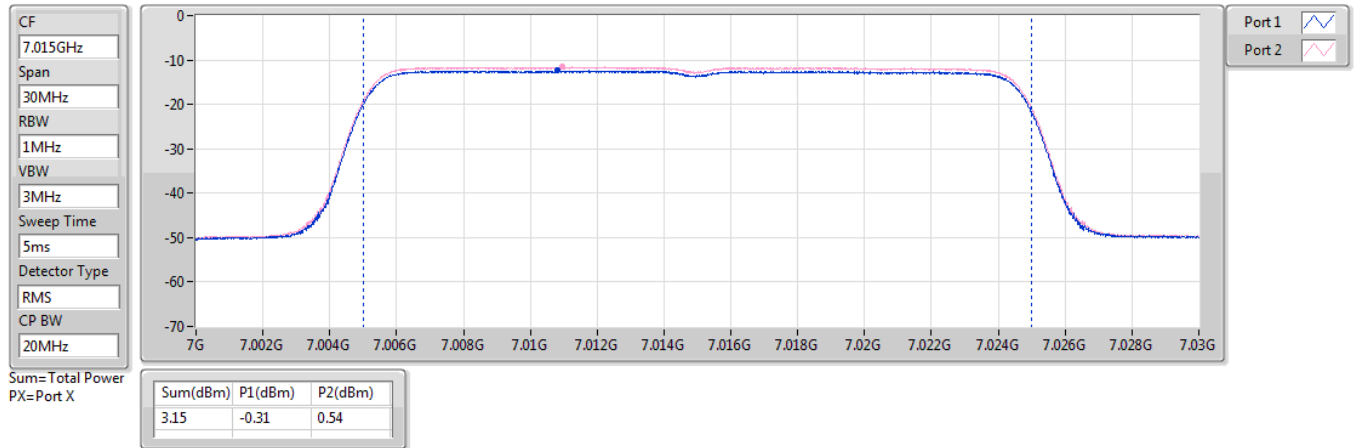
6895MHz_TX



6.875-7.125GHz_802.11ax HEW20_Nss1,(MCS0)_2TX

AV Power

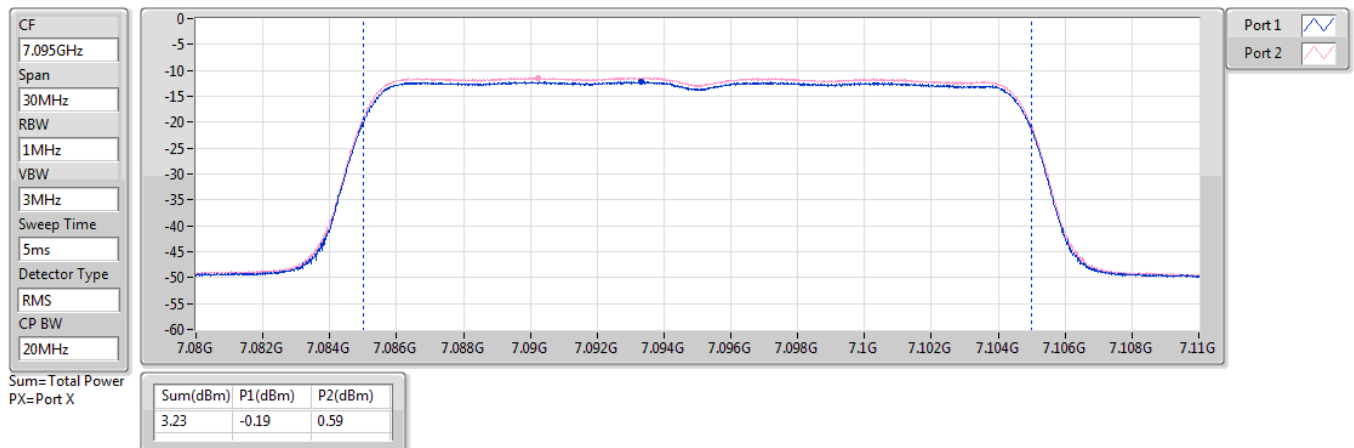
7015MHz_TX



6.875-7.125GHz_802.11ax HEW20_Nss1,(MCS0)_2TX

AV Power

7095MHz_TX

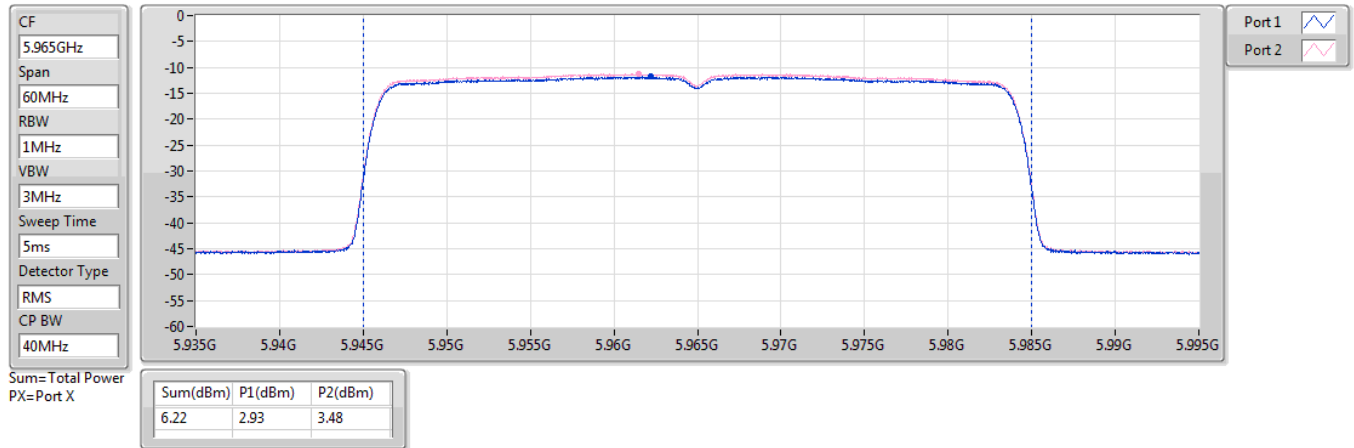




5.925-6.425GHz_802.11ax HEW40_Nss1,(MCS0)_2TX

AV Power

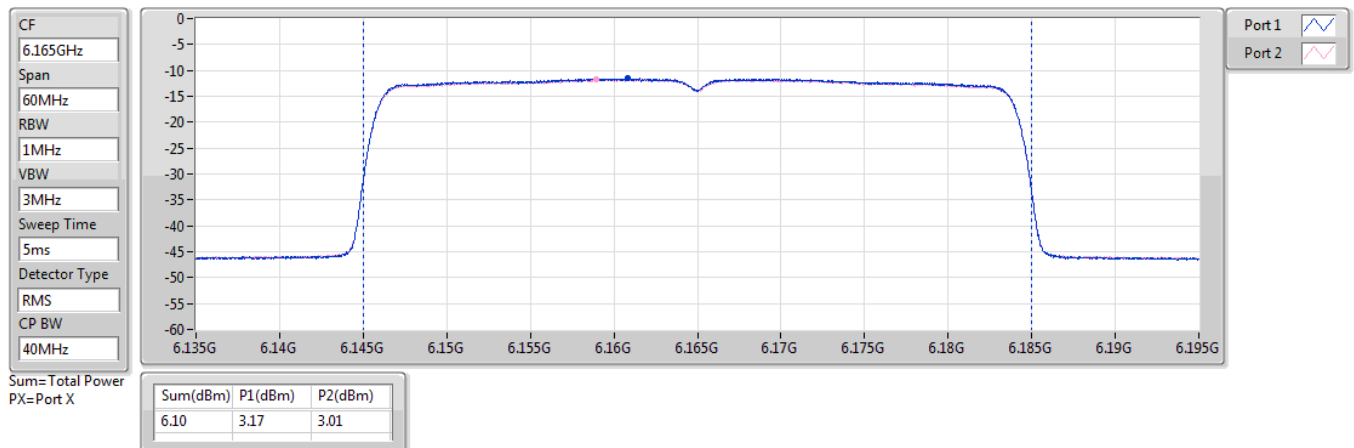
5965MHz_TX



5.925-6.425GHz_802.11ax HEW40_Nss1,(MCS0)_2TX

AV Power

6165MHz_TX

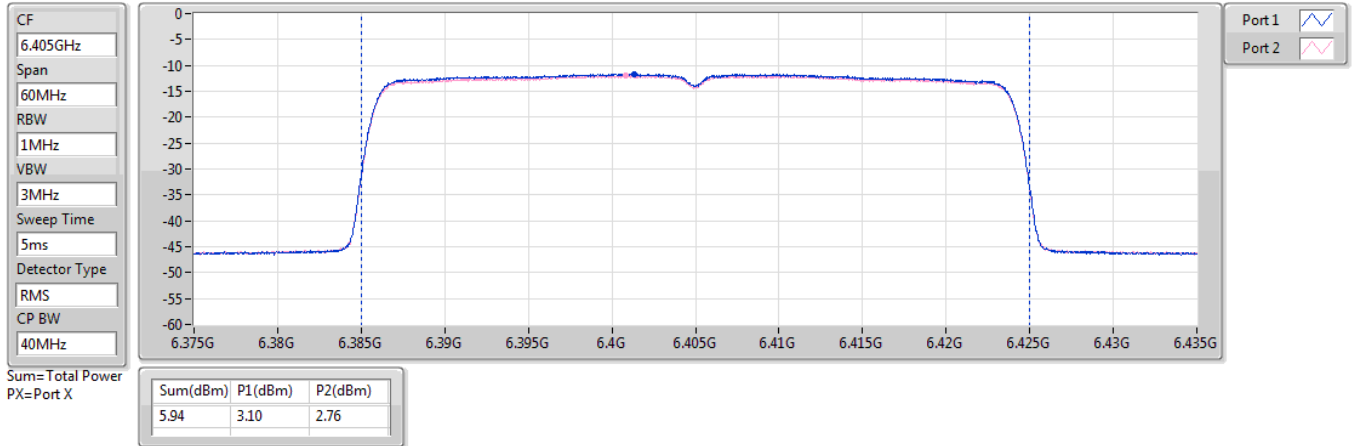




5.925-6.425GHz_802.11ax HEW40_Nss1,(MCS0)_2TX

AV Power

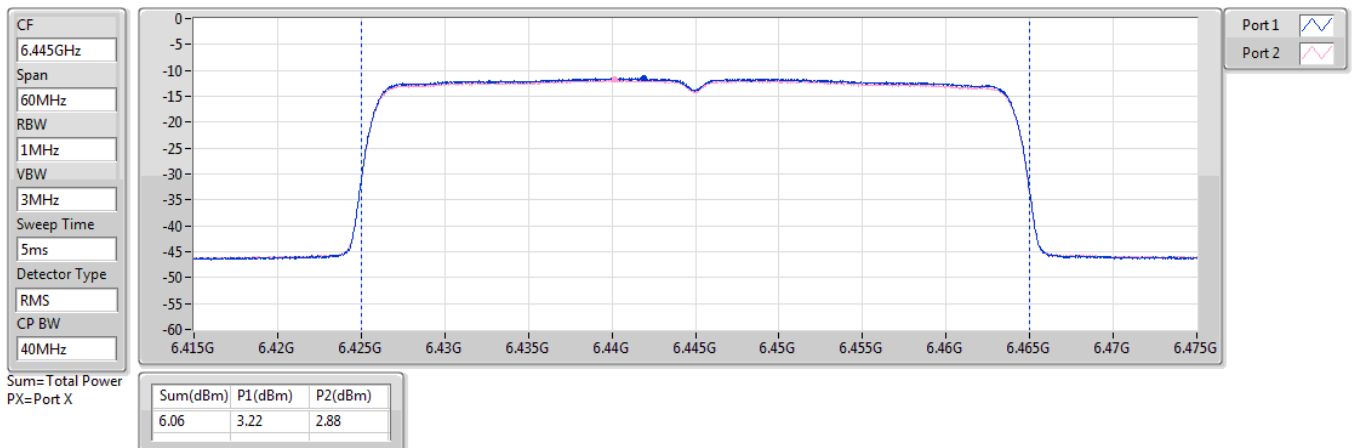
6405MHz_TX



6.425-6.525GHz_802.11ax HEW40_Nss1,(MCS0)_2TX

AV Power

6445MHz_TX

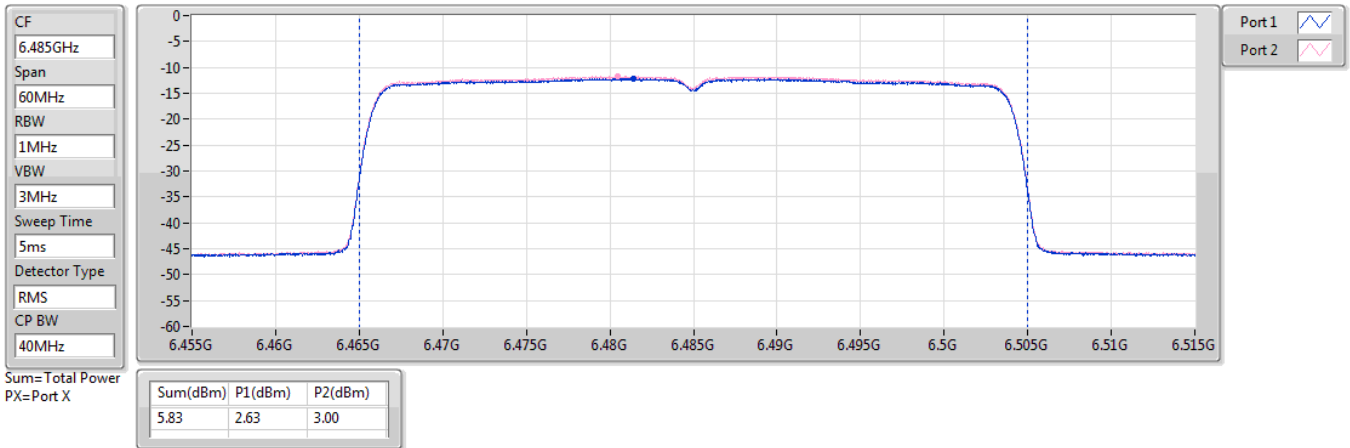




6.425-6.525GHz_802.11ax HEW40_Nss1,(MCS0)_2TX

AV Power

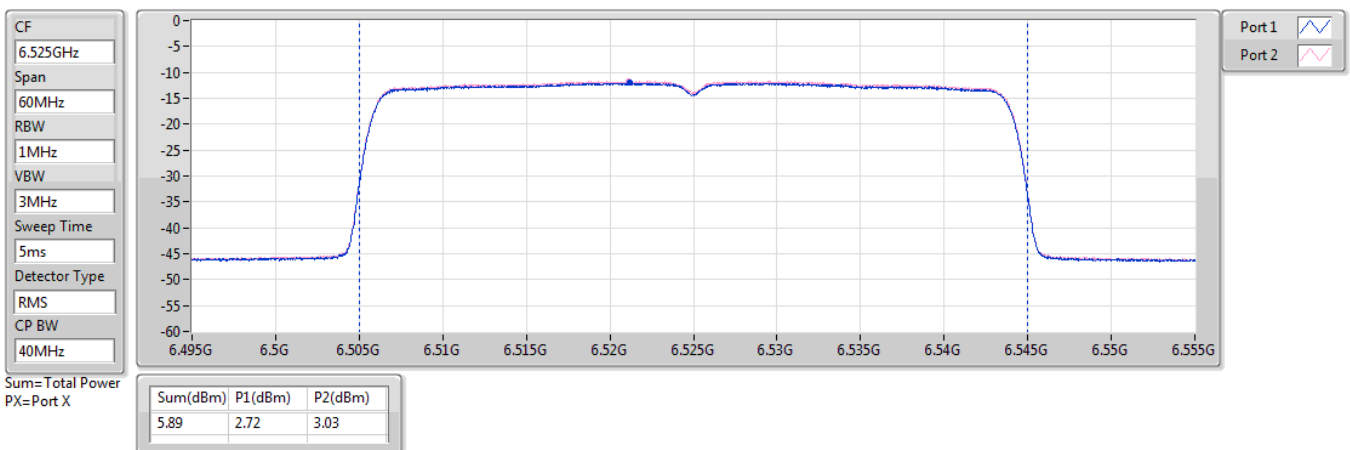
6485MHz_TX



6.425-6.525GHz_802.11ax HEW40_Nss1,(MCS0)_2TX

AV Power

6525MHz Straddle 6.425-6.525GHz_TX

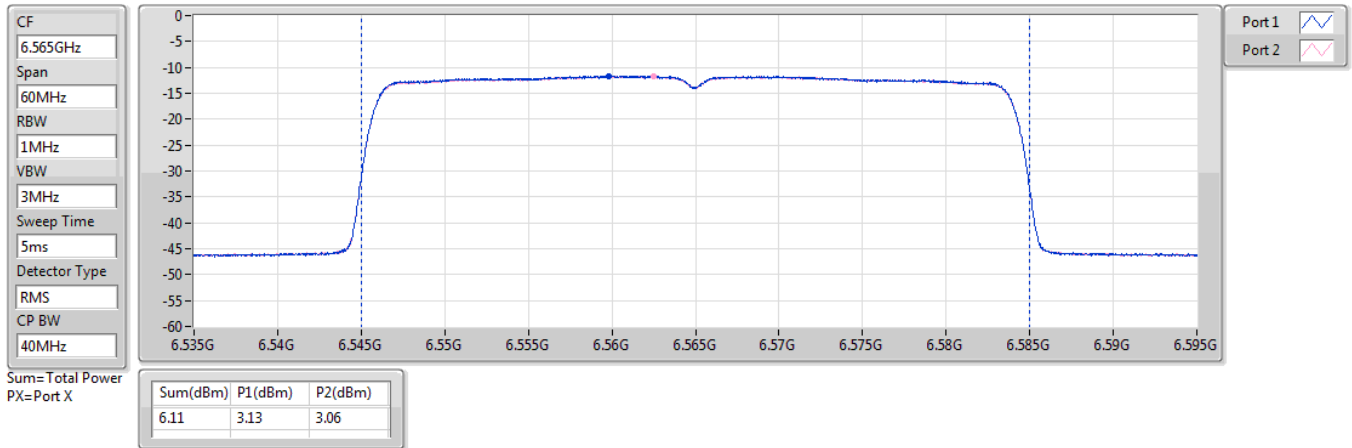




6.525-6.875GHz_802.11ax HEW40_Nss1,(MCS0)_2TX

AV Power

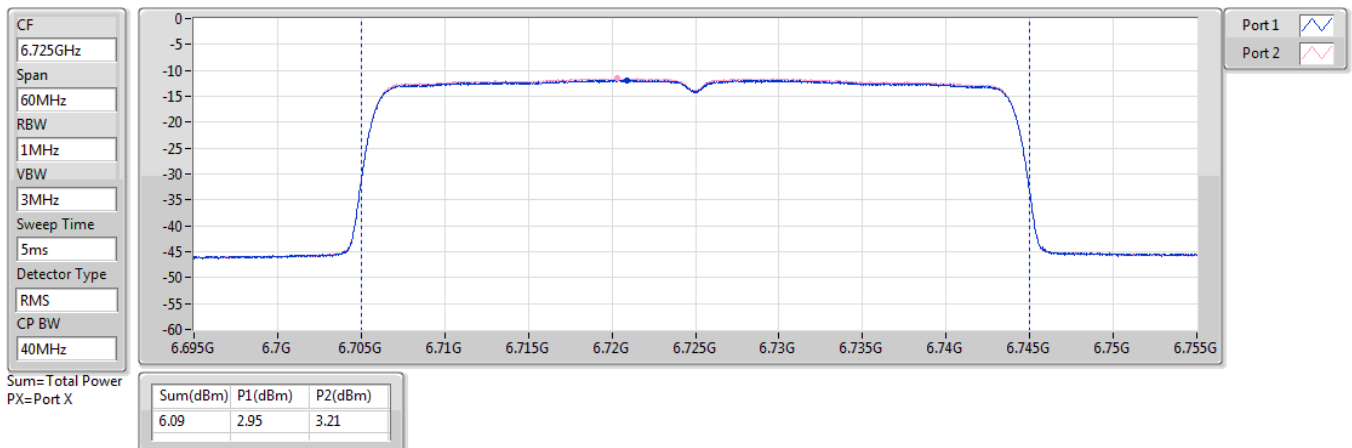
6565MHz_TX



6.525-6.875GHz_802.11ax HEW40_Nss1,(MCS0)_2TX

AV Power

6725MHz_TX

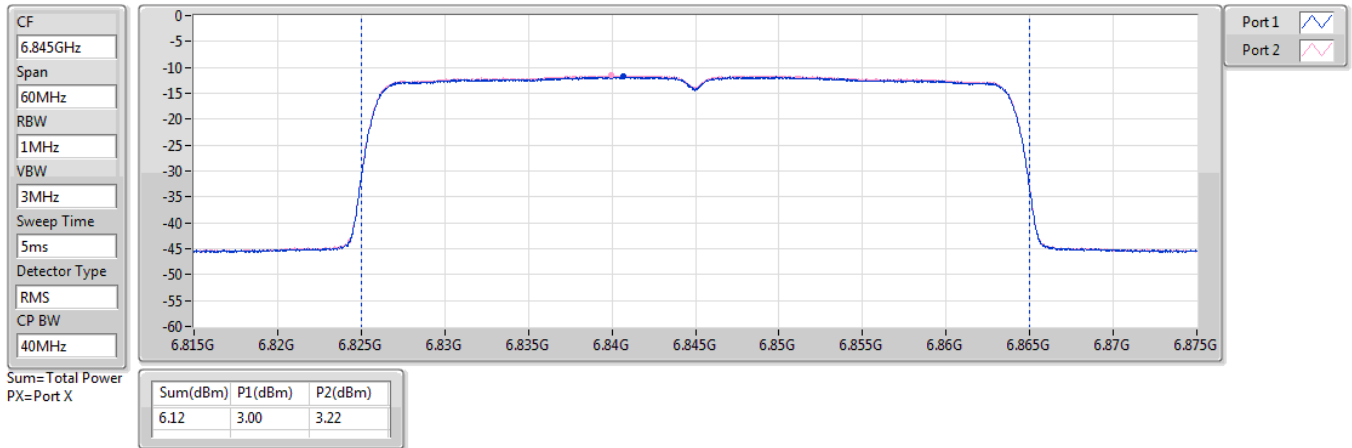




6.525-6.875GHz_802.11ax HEW40_Nss1,(MCS0)_2TX

AV Power

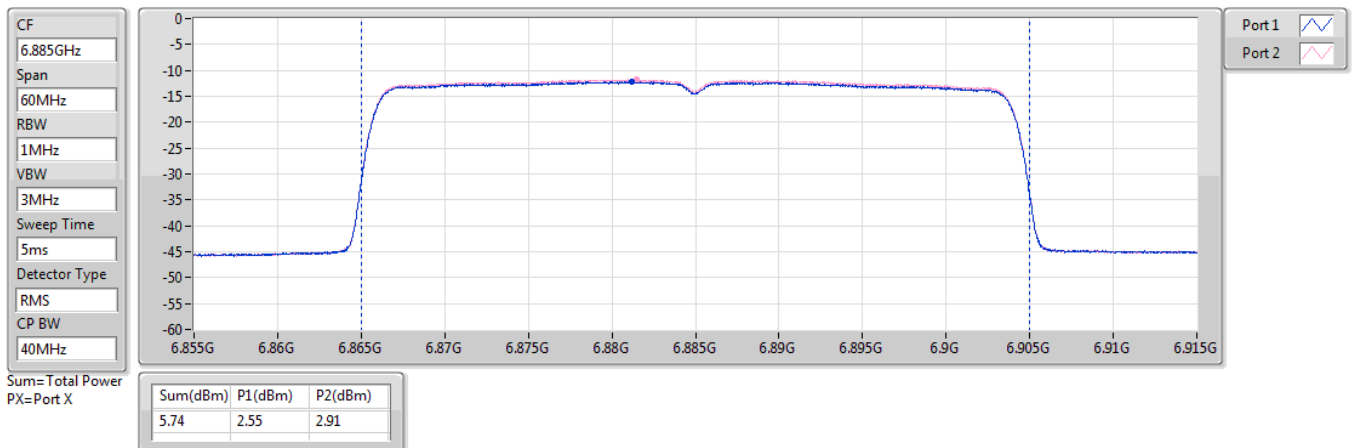
6845MHz_TX



6.525-6.875GHz_802.11ax HEW40_Nss1,(MCS0)_2TX

AV Power

6885MHz Straddle 6.525-6.875GHz_TX

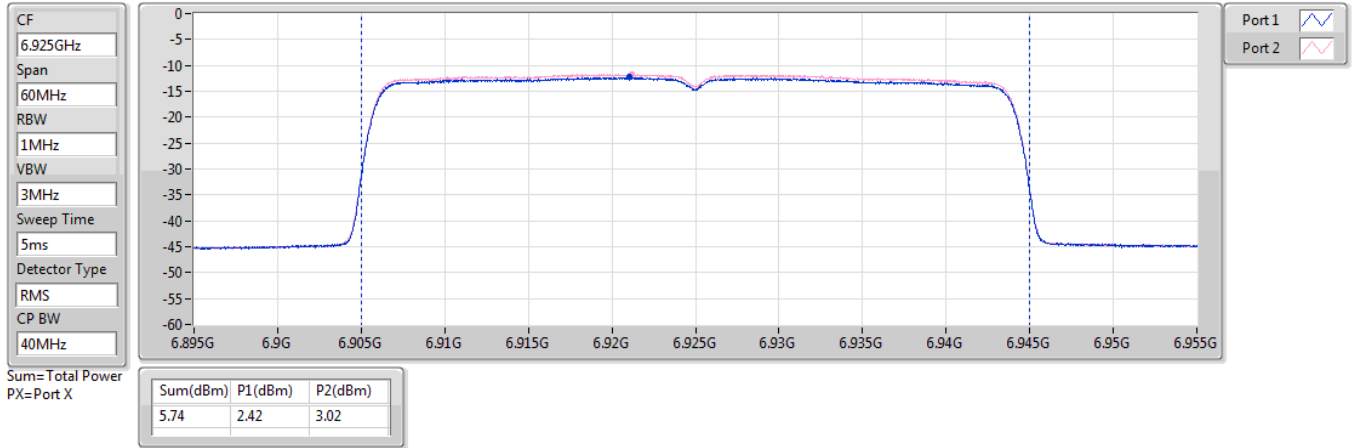




6.875-7.125GHz_802.11ax HEW40_Nss1,(MCS0)_2TX

AV Power

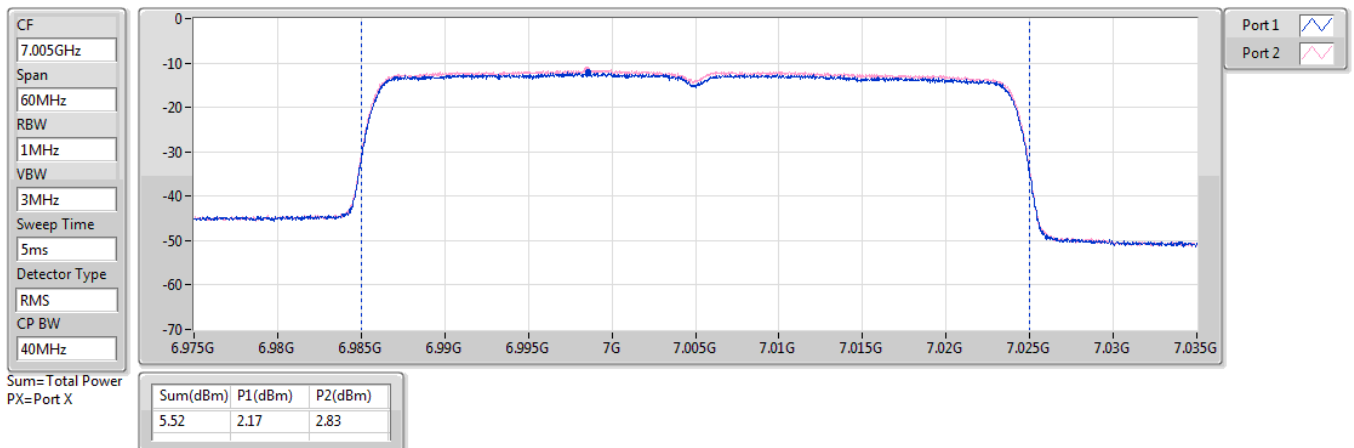
6925MHz_TX



6.875-7.125GHz_802.11ax HEW40_Nss1,(MCS0)_2TX

AV Power

7005MHz_TX

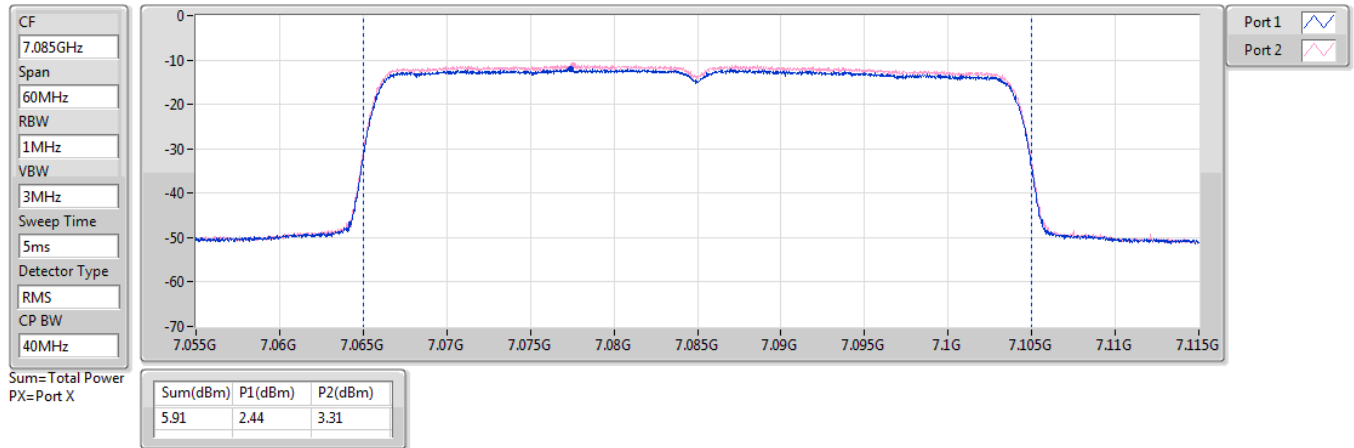




6.875-7.125GHz_802.11ax HEW40_Nss1,(MCS0)_2TX

AV Power

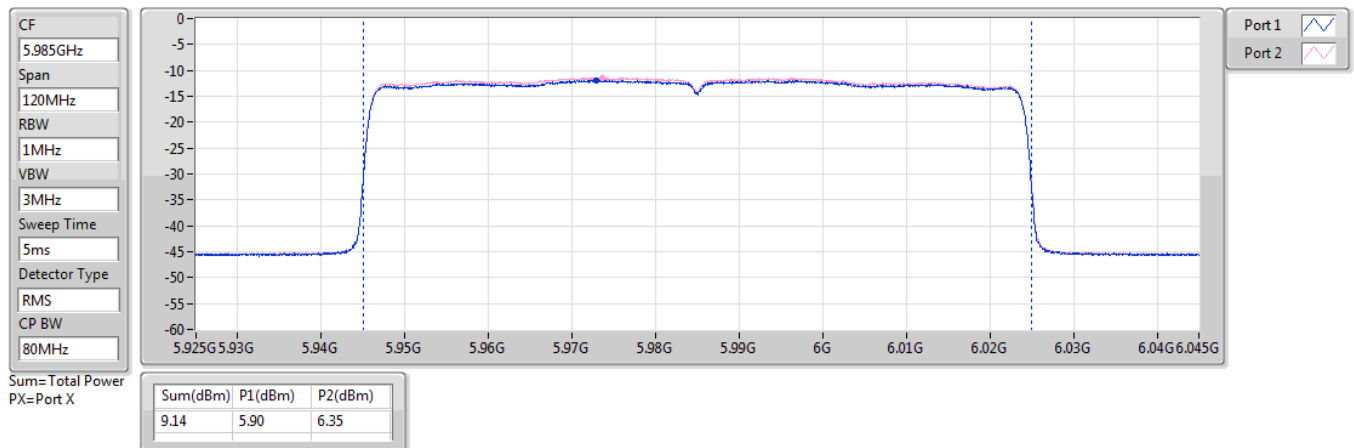
7085MHz_TX



5.925-6.425GHz_802.11ax HEW80_Nss1,(MCS0)_2TX

AV Power

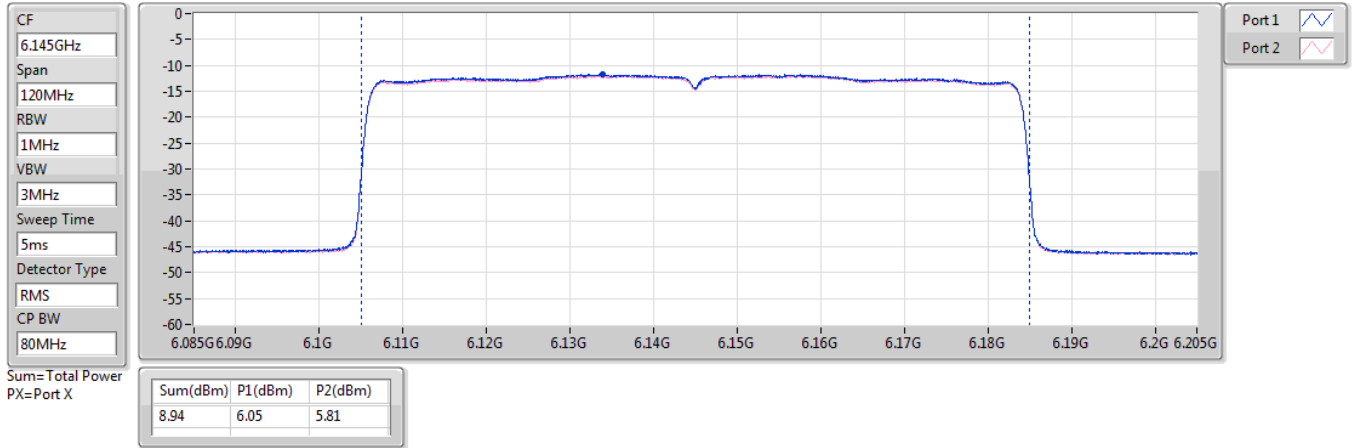
5985MHz_TX



5.925-6.425GHz_802.11ax HEW80_Nss1,(MCS0)_2TX

AV Power

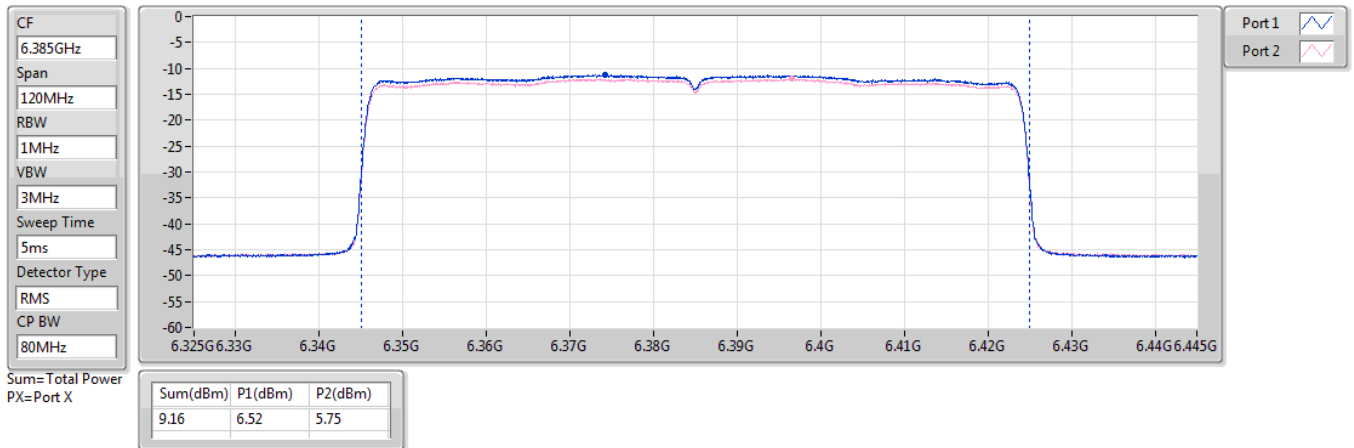
6145MHz_TX



5.925-6.425GHz_802.11ax HEW80_Nss1,(MCS0)_2TX

AV Power

6385MHz_TX

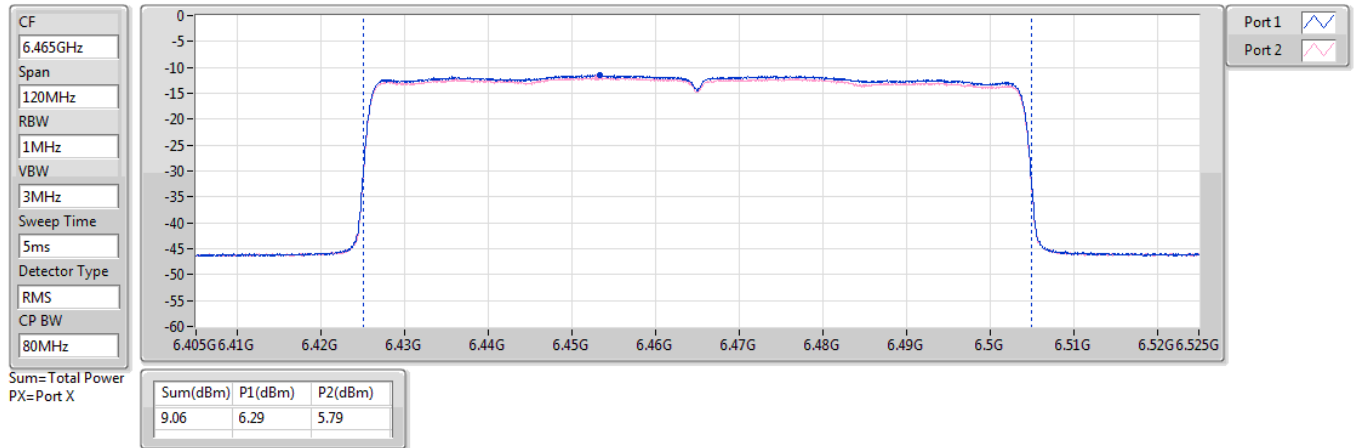




6.425-6.525GHz_802.11ax HEW80_Nss1,(MCS0)_2TX

AV Power

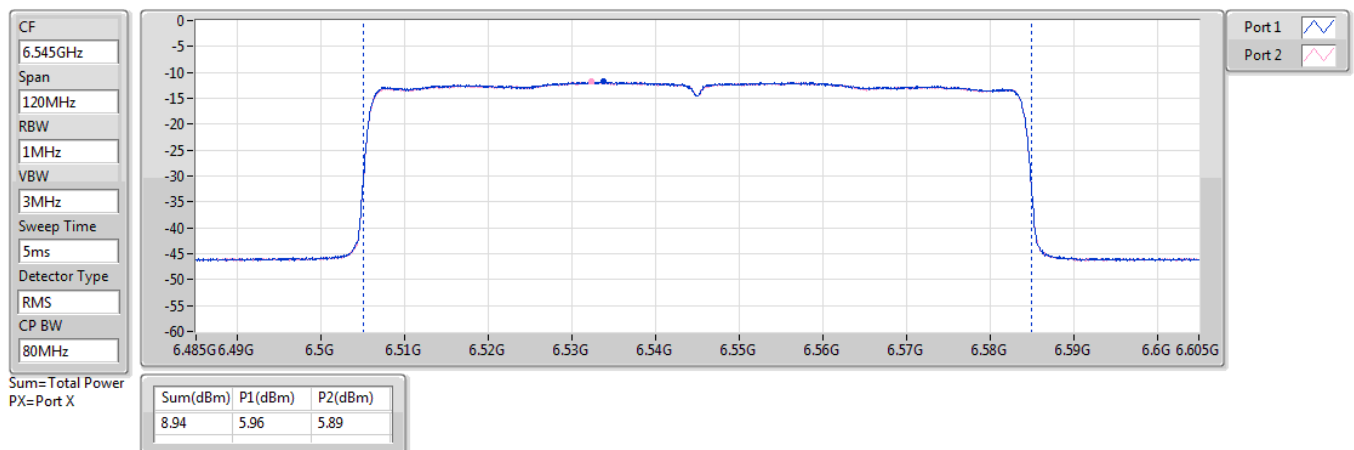
6465MHz_TX



6.425-6.525GHz_802.11ax HEW80_Nss1,(MCS0)_2TX

AV Power

6545MHz Straddle 6.425-6.525GHz_TX

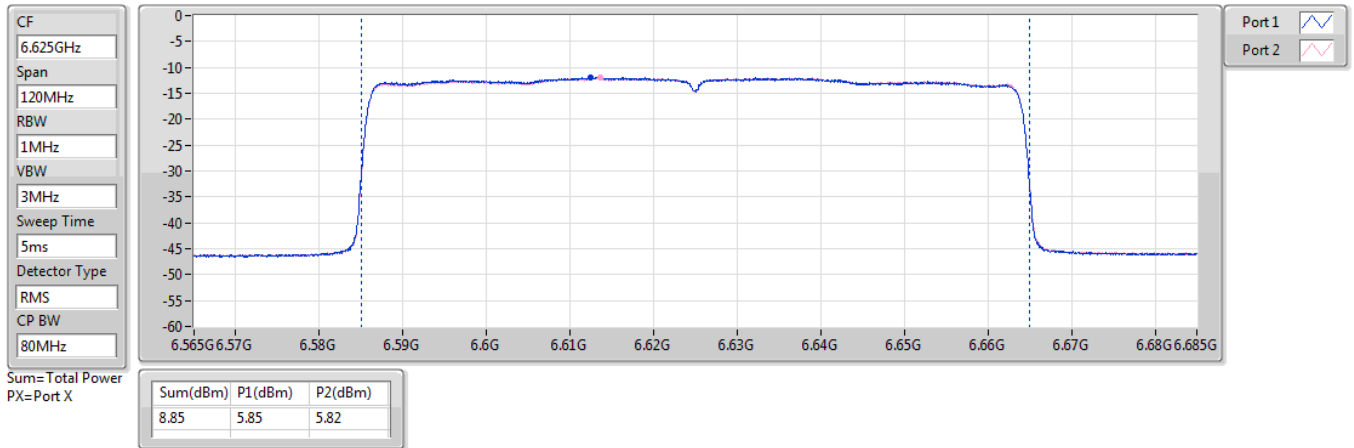




6.525-6.875GHz_802.11ax HEW80_Nss1,(MCS0)_2TX

AV Power

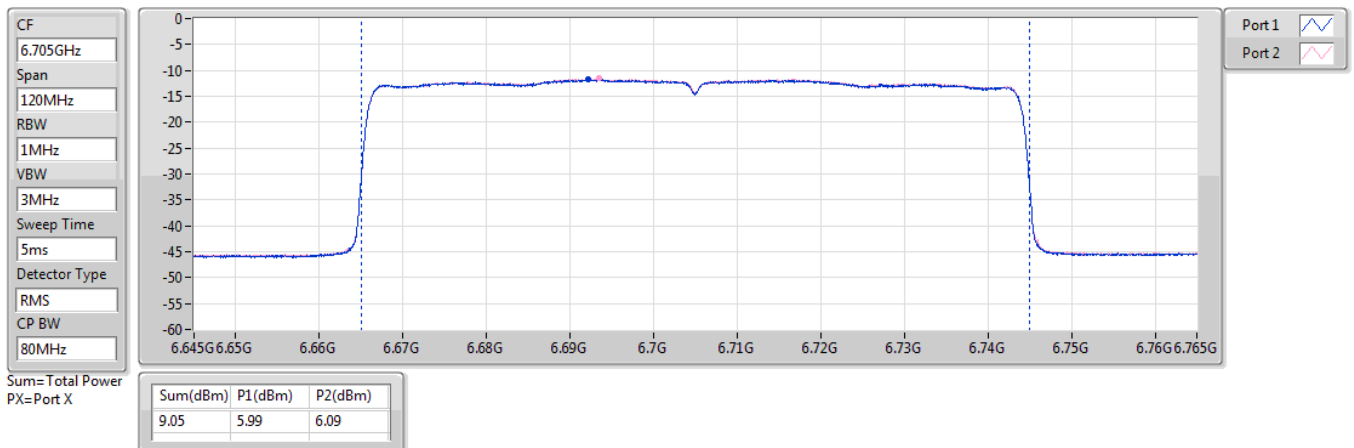
6625MHz_TX



6.525-6.875GHz_802.11ax HEW80_Nss1,(MCS0)_2TX

AV Power

6705MHz_TX

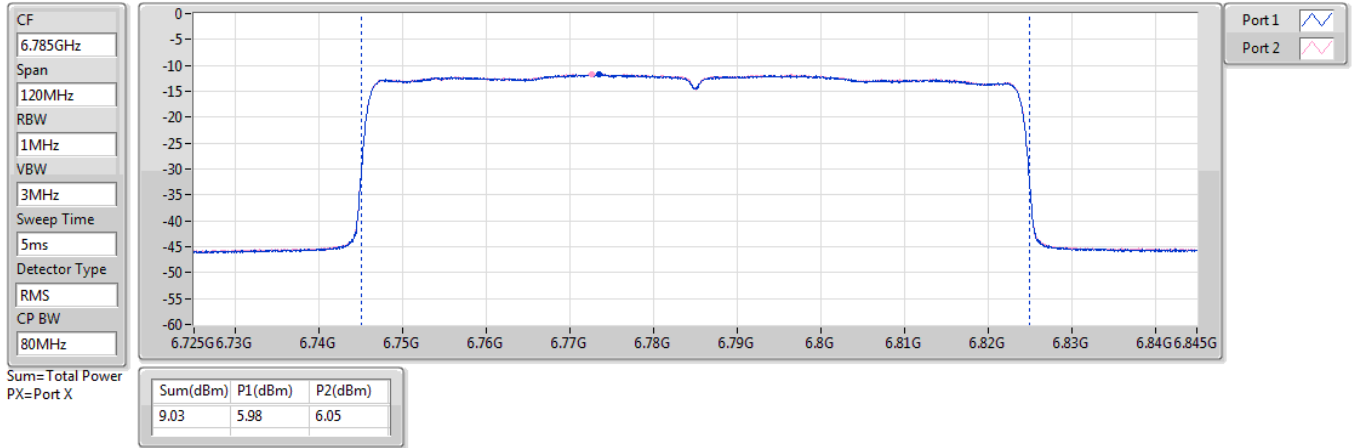




6.525-6.875GHz_802.11ax HEW80_Nss1,(MCS0)_2TX

AV Power

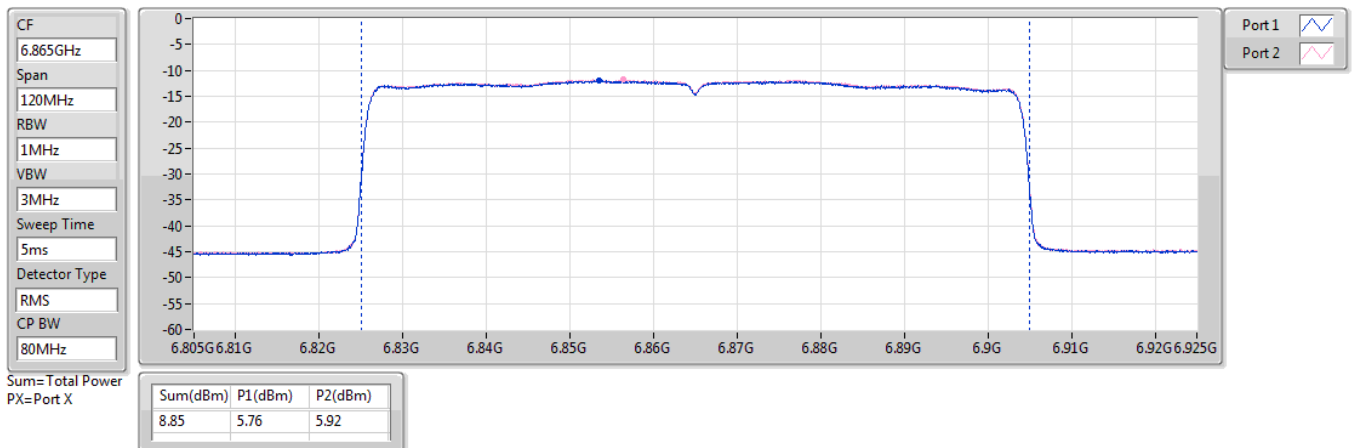
6785MHz_TX



6.525-6.875GHz_802.11ax HEW80_Nss1,(MCS0)_2TX

AV Power

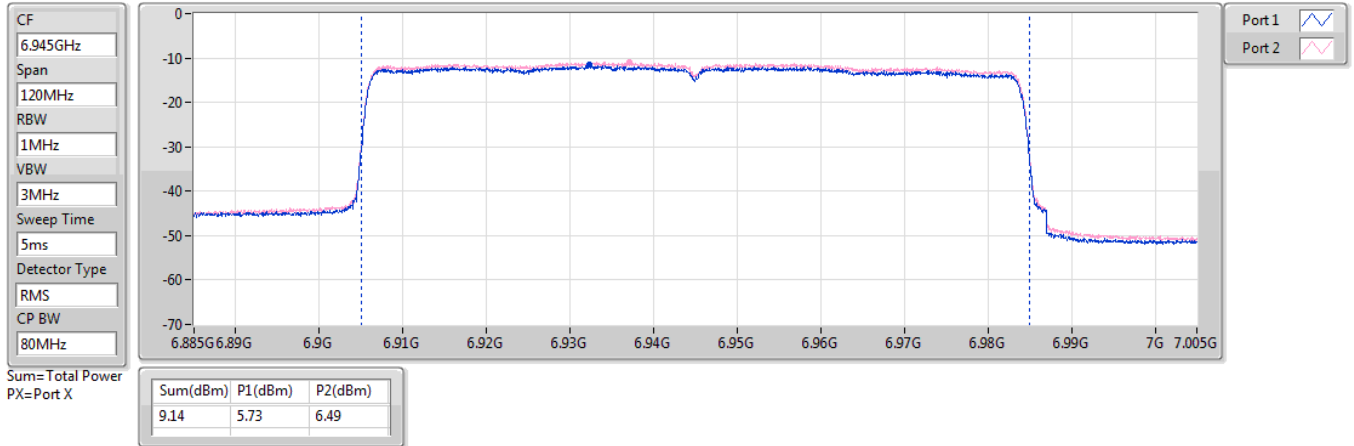
6865MHz Straddle 6.525-6.875GHz_TX



6.875-7.125GHz_802.11ax HEW80_Nss1,(MCS0)_2TX

AV Power

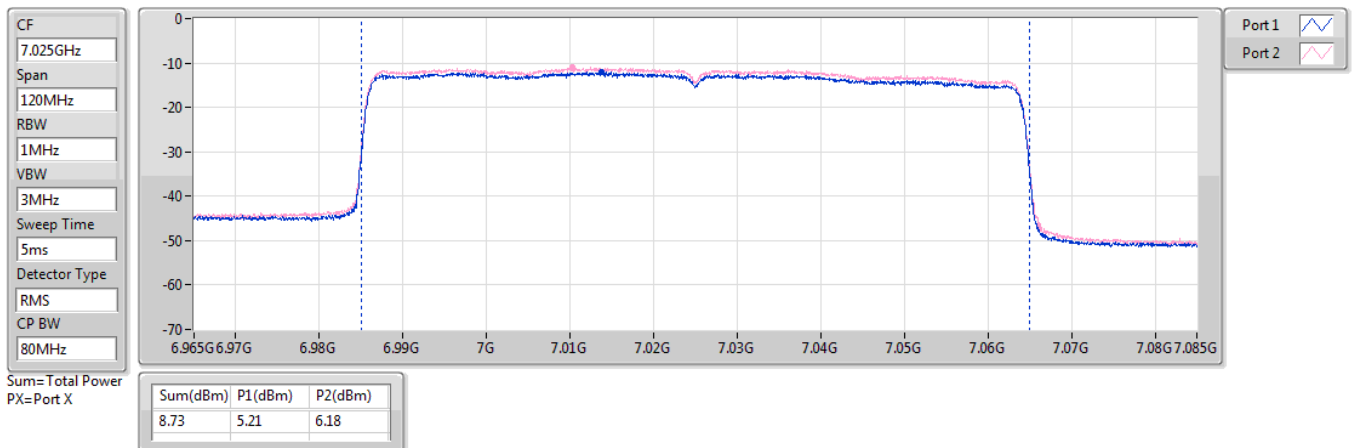
6945MHz_TX



6.875-7.125GHz_802.11ax HEW80_Nss1,(MCS0)_2TX

AV Power

7025MHz_TX



Beamforming mode
Summary

Mode	Total Power (dBm)	Total Power (W)	EIRP (dBm)	EIRP (W)
5.925-6.425GHz	-	-	-	-
802.11ax HEW20-BF_Nss1,(MCS0)_2TX-OFDMA	0.37	0.00109	8.58	0.00721
802.11ax HEW40-BF_Nss1,(MCS0)_2TX-OFDMA	3.21	0.00209	11.42	0.01387
802.11ax HEW80-BF_Nss1,(MCS0)_2TX-OFDMA	6.15	0.00412	14.36	0.02729
6.425-6.525GHz	-	-	-	-
802.11ax HEW20-BF_Nss1,(MCS0)_2TX-OFDMA	0.59	0.00115	8.80	0.00759
802.11ax HEW40-BF_Nss1,(MCS0)_2TX-OFDMA	3.05	0.00202	11.26	0.01337
802.11ax HEW80-BF_Nss1,(MCS0)_2TX-OFDMA	6.05	0.00403	14.26	0.02667
6.525-6.875GHz	-	-	-	-
802.11ax HEW20-BF_Nss1,(MCS0)_2TX-OFDMA	0.49	0.00112	8.70	0.00741
802.11ax HEW40-BF_Nss1,(MCS0)_2TX-OFDMA	3.11	0.00205	11.32	0.01355
802.11ax HEW80-BF_Nss1,(MCS0)_2TX-OFDMA	6.04	0.00402	14.25	0.02661
6.875-7.125GHz	-	-	-	-
802.11ax HEW20-BF_Nss1,(MCS0)_2TX-OFDMA	0.39	0.00109	8.60	0.00724
802.11ax HEW40-BF_Nss1,(MCS0)_2TX-OFDMA	2.90	0.00195	11.11	0.01291
802.11ax HEW80-BF_Nss1,(MCS0)_2TX-OFDMA	6.13	0.00410	14.34	0.02716

**Conducted Output Power(Average) - SC Module****Appendix B.2****Result**

Mode	Result	DG (dBi)	Port 1 (dBm)	Port 2 (dBm)	Total Power (dBm)	Power Limit (dBm)	EIRP (dBm)	EIRP Limit (dBm)
802.11ax HEW20-BF_Nss1,(MCS0)_2TX-OFDMA	-	-	-	-	-	-	-	-
5955MHz	Pass	8.21	-2.93	-2.56	0.27	Inf	8.48	24.00
6175MHz	Pass	8.21	-2.64	-2.64	0.37	Inf	8.58	24.00
6415MHz	Pass	8.21	-2.21	-3.21	0.33	Inf	8.54	24.00
6435MHz	Pass	8.21	-2.25	-2.6	0.59	Inf	8.80	24.00
6475MHz	Pass	8.21	-2.23	-2.73	0.54	Inf	8.75	24.00
6515MHz	Pass	8.21	-2.78	-2.96	0.14	Inf	8.35	24.00
6535MHz	Pass	8.21	-2.38	-2.66	0.49	Inf	8.70	24.00
6715MHz	Pass	8.21	-2.73	-2.72	0.29	Inf	8.50	24.00
6855MHz	Pass	8.21	-2.62	-2.92	0.24	Inf	8.45	24.00
6875MHz Straddle 6.525-6.875GHz	Pass	8.21	-2.79	-2.86	0.19	Inf	8.40	24.00
6895MHz	Pass	8.21	-2.84	-2.42	0.39	Inf	8.60	24.00
7015MHz	Pass	8.21	-3.32	-2.47	0.14	Inf	8.35	24.00
7095MHz	Pass	8.21	-3.2	-2.42	0.22	Inf	8.43	24.00
7115MHz	Pass	8.21	-4.19	-4.14	-1.15	Inf	7.06	24.00
802.11ax HEW40-BF_Nss1,(MCS0)_2TX-OFDMA	-	-	-	-	-	-	-	-
5965MHz	Pass	8.21	-0.08	0.47	3.21	Inf	11.42	24.00
6165MHz	Pass	8.21	0.16	0	3.09	Inf	11.30	24.00
6405MHz	Pass	8.21	0.09	-0.25	2.93	Inf	11.14	24.00
6445MHz	Pass	8.21	0.21	-0.13	3.05	Inf	11.26	24.00
6485MHz	Pass	8.21	-0.38	-0.01	2.82	Inf	11.03	24.00
6525MHz Straddle 6.425-6.525GHz	Pass	8.21	-0.29	0.02	2.88	Inf	11.09	24.00
6565MHz	Pass	8.21	0.12	0.05	3.10	Inf	11.31	24.00
6725MHz	Pass	8.21	-0.06	0.2	3.08	Inf	11.29	24.00
6845MHz	Pass	8.21	-0.01	0.21	3.11	Inf	11.32	24.00
6885MHz Straddle 6.525-6.875GHz	Pass	8.21	-0.46	-0.1	2.73	Inf	10.94	24.00
6925MHz	Pass	8.21	-0.59	0.01	2.73	Inf	10.94	24.00
7005MHz	Pass	8.21	-0.84	-0.18	2.51	Inf	10.72	24.00
7085MHz	Pass	8.21	-0.57	0.3	2.90	Inf	11.11	24.00
802.11ax HEW80-BF_Nss1,(MCS0)_2TX-OFDMA	-	-	-	-	-	-	-	-
5985MHz	Pass	8.21	2.89	3.34	6.13	Inf	14.34	24.00
6145MHz	Pass	8.21	3.04	2.8	5.93	Inf	14.14	24.00
6385MHz	Pass	8.21	3.51	2.74	6.15	Inf	14.36	24.00
6465MHz	Pass	8.21	3.28	2.78	6.05	Inf	14.26	24.00
6545MHz Straddle 6.425-6.525GHz	Pass	8.21	2.95	2.88	5.93	Inf	14.14	24.00
6625MHz	Pass	8.21	2.84	2.81	5.84	Inf	14.05	24.00
6705MHz	Pass	8.21	2.98	3.08	6.04	Inf	14.25	24.00
6785MHz	Pass	8.21	2.97	3.04	6.02	Inf	14.23	24.00
6865MHz Straddle 6.525-6.875GHz	Pass	8.21	2.75	2.91	5.84	Inf	14.05	24.00



Conducted Output Power(Average) - SC Module

Appendix B.2

Mode	Result	DG (dBi)	Port 1 (dBm)	Port 2 (dBm)	Total Power (dBm)	Power Limit (dBm)	EIRP (dBm)	EIRP Limit (dBm)
6945MHz	Pass	8.21	2.72	3.48	6.13	Inf	14.34	24.00
7025MHz	Pass	8.21	2.2	3.17	5.72	Inf	13.93	24.00

DG = Directional Gain; Port X = Port X output power

Remarks:

Directional gain = $5.2 + 10 \cdot \log(2/1) = 8.21$ dBi

**Non-beamforming mode****Summary**

Mode	Total Power (dBm)	Total Power (W)	EIRP (dBm)	EIRP (W)
5.925-6.425GHz	-	-	-	-
802.11a_Nss1,(6Mbps)_2TX	1.35	0.00136	6.55	0.00452
802.11ax HEW20_Nss1,(MCS0)_2TX-OFDMA	3.37	0.00217	8.57	0.00719
802.11ax HEW40_Nss1,(MCS0)_2TX-OFDMA	6.05	0.00403	11.25	0.01334
802.11ax HEW80_Nss1,(MCS0)_2TX-OFDMA	9.14	0.00820	14.34	0.02716
6.425-6.525GHz	-	-	-	-
802.11a_Nss1,(6Mbps)_2TX	1.48	0.00141	6.68	0.00466
802.11ax HEW20_Nss1,(MCS0)_2TX-OFDMA	3.49	0.00223	8.69	0.00740
802.11ax HEW40_Nss1,(MCS0)_2TX-OFDMA	5.88	0.00387	11.08	0.01282
802.11ax HEW80_Nss1,(MCS0)_2TX-OFDMA	8.99	0.00793	14.19	0.02624
6.525-6.875GHz	-	-	-	-
802.11a_Nss1,(6Mbps)_2TX	1.29	0.00135	6.49	0.00446
802.11ax HEW20_Nss1,(MCS0)_2TX-OFDMA	3.48	0.00223	8.68	0.00738
802.11ax HEW40_Nss1,(MCS0)_2TX-OFDMA	5.92	0.00391	11.12	0.01294
802.11ax HEW80_Nss1,(MCS0)_2TX-OFDMA	9.03	0.00800	14.23	0.02649
6.875-7.125GHz	-	-	-	-
802.11a_Nss1,(6Mbps)_2TX	1.22	0.00132	6.42	0.00439
802.11ax HEW20_Nss1,(MCS0)_2TX-OFDMA	3.30	0.00214	8.50	0.00708
802.11ax HEW40_Nss1,(MCS0)_2TX-OFDMA	5.73	0.00374	10.93	0.01239
802.11ax HEW80_Nss1,(MCS0)_2TX-OFDMA	9.10	0.00813	14.30	0.02692

**Conducted Output Power(Average) - ST M.2, PCIe Module****Appendix B.3****Result**

Mode	Result	DG (dBi)	Port 1 (dBm)	Port 2 (dBm)	Total Power (dBm)	Power Limit (dBm)	EIRP (dBm)	EIRP Limit (dBm)
802.11a_Nss1,(6Mbps)_2TX	-	-	-	-	-	-	-	-
5955MHz	Pass	5.20	-2.02	-1.73	1.14	Inf	6.34	24.00
6175MHz	Pass	5.20	-1.82	-1.51	1.35	Inf	6.55	24.00
6415MHz	Pass	5.20	-2.01	-2.13	0.94	Inf	6.14	24.00
6435MHz	Pass	5.20	-0.95	-2.26	1.45	Inf	6.65	24.00
6475MHz	Pass	5.20	-1.18	-1.91	1.48	Inf	6.68	24.00
6515MHz	Pass	5.20	-1.65	-2.02	1.18	Inf	6.38	24.00
6535MHz	Pass	5.20	-1.89	-1.95	1.09	Inf	6.29	24.00
6715MHz	Pass	5.20	-2.05	-1.41	1.29	Inf	6.49	24.00
6855MHz	Pass	5.20	-1.81	-1.81	1.20	Inf	6.40	24.00
6875MHz Straddle 6.525-6.875GHz	Pass	5.20	-1.64	-2.47	0.98	Inf	6.18	24.00
6895MHz	Pass	5.20	-1.71	-2.03	1.14	Inf	6.34	24.00
7015MHz	Pass	5.20	-2.12	-1.49	1.22	Inf	6.42	24.00
7095MHz	Pass	5.20	-1.75	-1.91	1.18	Inf	6.38	24.00
7115MHz	Pass	5.20	-2.73	-2.7	0.30	Inf	5.50	24.00
802.11ax HEW20_Nss1,(MCS0)_2TX-OFDMA	-	-	-	-	-	-	-	-
5955MHz	Pass	5.20	0.01	0.05	3.04	Inf	8.24	24.00
6175MHz	Pass	5.20	0.57	0.13	3.37	Inf	8.57	24.00
6415MHz	Pass	5.20	0.84	-1.05	3.01	Inf	8.21	24.00
6435MHz	Pass	5.20	1.08	-0.21	3.49	Inf	8.69	24.00
6475MHz	Pass	5.20	0.95	-0.12	3.46	Inf	8.66	24.00
6515MHz	Pass	5.20	0.17	0.1	3.15	Inf	8.35	24.00
6535MHz	Pass	5.20	0.89	0.01	3.48	Inf	8.68	24.00
6715MHz	Pass	5.20	0.22	0.07	3.16	Inf	8.36	24.00
6855MHz	Pass	5.20	-0.12	0.03	2.97	Inf	8.17	24.00
6875MHz Straddle 6.525-6.875GHz	Pass	5.20	0.03	0.12	3.09	Inf	8.29	24.00
6895MHz	Pass	5.20	0.15	0.42	3.30	Inf	8.50	24.00
7015MHz	Pass	5.20	-0.12	0.05	2.98	Inf	8.18	24.00
7095MHz	Pass	5.20	-0.36	0.25	2.97	Inf	8.17	24.00
7115MHz	Pass	5.20	-1.74	-1.08	1.61	Inf	6.81	24.00
802.11ax HEW40_Nss1,(MCS0)_2TX-OFDMA	-	-	-	-	-	-	-	-
5965MHz	Pass	5.20	3.22	2.85	6.05	Inf	11.25	24.00
6165MHz	Pass	5.20	2.87	2.71	5.80	Inf	11.00	24.00
6405MHz	Pass	5.20	3.12	2.22	5.70	Inf	10.90	24.00
6445MHz	Pass	5.20	3.17	2.54	5.88	Inf	11.08	24.00
6485MHz	Pass	5.20	2.65	2.95	5.81	Inf	11.01	24.00
6525MHz Straddle 6.425-6.525GHz	Pass	5.20	2.65	2.67	5.67	Inf	10.87	24.00
6565MHz	Pass	5.20	2.93	2.88	5.92	Inf	11.12	24.00
6725MHz	Pass	5.20	2.87	2.76	5.83	Inf	11.03	24.00
6845MHz	Pass	5.20	2.75	2.93	5.85	Inf	11.05	24.00

**Conducted Output Power(Average) - ST M.2, PCIe Module****Appendix B.3**

Mode	Result	DG (dBi)	Port 1 (dBm)	Port 2 (dBm)	Total Power (dBm)	Power Limit (dBm)	EIRP (dBm)	EIRP Limit (dBm)
6885MHz Straddle 6.525-6.875GHz	Pass	5.20	2.58	2.83	5.72	Inf	10.92	24.00
6925MHz	Pass	5.20	2.32	2.72	5.53	Inf	10.73	24.00
7005MHz	Pass	5.20	1.73	2.86	5.34	Inf	10.54	24.00
7085MHz	Pass	5.20	2.21	3.18	5.73	Inf	10.93	24.00
802.11ax HEW80_Nss1,(MCS0)_2TX-OFDMA	-	-	-	-	-	-	-	-
5985MHz	Pass	5.20	6.21	6.03	9.13	Inf	14.33	24.00
6145MHz	Pass	5.20	6.19	5.61	8.92	Inf	14.12	24.00
6385MHz	Pass	5.20	6.81	5.32	9.14	Inf	14.34	24.00
6465MHz	Pass	5.20	6.29	5.64	8.99	Inf	14.19	24.00
6545MHz Straddle 6.425-6.525GHz	Pass	5.20	6.02	5.33	8.70	Inf	13.90	24.00
6625MHz	Pass	5.20	5.77	5.53	8.66	Inf	13.86	24.00
6705MHz	Pass	5.20	6.12	5.91	9.03	Inf	14.23	24.00
6785MHz	Pass	5.20	5.95	5.91	8.94	Inf	14.14	24.00
6865MHz Straddle 6.525-6.875GHz	Pass	5.20	5.48	6.15	8.84	Inf	14.04	24.00
6945MHz	Pass	5.20	5.71	6.43	9.10	Inf	14.30	24.00
7025MHz	Pass	5.20	5.12	6.13	8.66	Inf	13.86	24.00

DG = Directional Gain; Port X = Port X output power

**Beamforming mode****Summary**

Mode	Total Power (dBm)	Total Power (W)	EIRP (dBm)	EIRP (W)
5.925-6.425GHz	-	-	-	-
802.11ax HEW20-BF_Nss1,(MCS0)_2TX-OFDMA	0.36	0.00109	8.57	0.00719
802.11ax HEW40-BF_Nss1,(MCS0)_2TX-OFDMA	3.04	0.00201	11.25	0.01334
802.11ax HEW80-BF_Nss1,(MCS0)_2TX-OFDMA	6.13	0.00410	14.34	0.02716
6.425-6.525GHz	-	-	-	-
802.11ax HEW20-BF_Nss1,(MCS0)_2TX-OFDMA	0.48	0.00112	8.69	0.00740
802.11ax HEW40-BF_Nss1,(MCS0)_2TX-OFDMA	2.87	0.00194	11.08	0.01282
802.11ax HEW80-BF_Nss1,(MCS0)_2TX-OFDMA	5.98	0.00396	14.19	0.02624
6.525-6.875GHz	-	-	-	-
802.11ax HEW20-BF_Nss1,(MCS0)_2TX-OFDMA	0.47	0.00111	8.68	0.00738
802.11ax HEW40-BF_Nss1,(MCS0)_2TX-OFDMA	2.91	0.00195	11.12	0.01294
802.11ax HEW80-BF_Nss1,(MCS0)_2TX-OFDMA	6.02	0.00400	14.23	0.02649
6.875-7.125GHz	-	-	-	-
802.11ax HEW20-BF_Nss1,(MCS0)_2TX-OFDMA	0.29	0.00107	8.50	0.00708
802.11ax HEW40-BF_Nss1,(MCS0)_2TX-OFDMA	2.72	0.00187	10.93	0.01239
802.11ax HEW80-BF_Nss1,(MCS0)_2TX-OFDMA	6.09	0.00406	14.30	0.02692

**Conducted Output Power(Average) - ST M.2, PCIe Module****Appendix B.4****Result**

Mode	Result	DG (dBi)	Port 1 (dBm)	Port 2 (dBm)	Total Power (dBm)	Power Limit (dBm)	EIRP (dBm)	EIRP Limit (dBm)
802.11ax HEW20-BF_Nss1,(MCS0)_2TX-OFDMA	-	-	-	-	-	-	-	-
5955MHz	Pass	8.21	-3	-2.96	0.03	Inf	8.24	24.00
6175MHz	Pass	8.21	-2.44	-2.88	0.36	Inf	8.57	24.00
6415MHz	Pass	8.21	-2.17	-4.06	-0.00	Inf	8.21	24.00
6435MHz	Pass	8.21	-1.93	-3.22	0.48	Inf	8.69	24.00
6475MHz	Pass	8.21	-2.06	-3.13	0.45	Inf	8.66	24.00
6515MHz	Pass	8.21	-2.84	-2.91	0.14	Inf	8.35	24.00
6535MHz	Pass	8.21	-2.12	-3	0.47	Inf	8.68	24.00
6715MHz	Pass	8.21	-2.79	-2.94	0.15	Inf	8.36	24.00
6855MHz	Pass	8.21	-3.13	-2.98	-0.04	Inf	8.17	24.00
6875MHz Straddle 6.525-6.875GHz	Pass	8.21	-2.98	-2.89	0.08	Inf	8.29	24.00
6895MHz	Pass	8.21	-2.86	-2.59	0.29	Inf	8.50	24.00
7015MHz	Pass	8.21	-3.13	-2.96	-0.03	Inf	8.18	24.00
7095MHz	Pass	8.21	-3.37	-2.76	-0.04	Inf	8.17	24.00
7115MHz	Pass	8.21	-4.75	-4.09	-1.40	Inf	6.81	24.00
802.11ax HEW40-BF_Nss1,(MCS0)_2TX-OFDMA	-	-	-	-	-	-	-	-
5965MHz	Pass	8.21	0.21	-0.16	3.04	Inf	11.25	24.00
6165MHz	Pass	8.21	-0.14	-0.3	2.79	Inf	11.00	24.00
6405MHz	Pass	8.21	0.11	-0.79	2.69	Inf	10.90	24.00
6445MHz	Pass	8.21	0.16	-0.47	2.87	Inf	11.08	24.00
6485MHz	Pass	8.21	-0.36	-0.06	2.80	Inf	11.01	24.00
6525MHz Straddle 6.425-6.525GHz	Pass	8.21	-0.36	-0.34	2.66	Inf	10.87	24.00
6565MHz	Pass	8.21	-0.08	-0.13	2.91	Inf	11.12	24.00
6725MHz	Pass	8.21	-0.14	-0.25	2.82	Inf	11.03	24.00
6845MHz	Pass	8.21	-0.26	-0.08	2.84	Inf	11.05	24.00
6885MHz Straddle 6.525-6.875GHz	Pass	8.21	-0.43	-0.18	2.71	Inf	10.92	24.00
6925MHz	Pass	8.21	-0.69	-0.29	2.52	Inf	10.73	24.00
7005MHz	Pass	8.21	-1.28	-0.15	2.33	Inf	10.54	24.00
7085MHz	Pass	8.21	-0.8	0.17	2.72	Inf	10.93	24.00
802.11ax HEW80-BF_Nss1,(MCS0)_2TX-OFDMA	-	-	-	-	-	-	-	-
5985MHz	Pass	8.21	3.2	3.02	6.12	Inf	14.33	24.00
6145MHz	Pass	8.21	3.18	2.6	5.91	Inf	14.12	24.00
6385MHz	Pass	8.21	3.8	2.31	6.13	Inf	14.34	24.00
6465MHz	Pass	8.21	3.28	2.63	5.98	Inf	14.19	24.00
6545MHz Straddle 6.425-6.525GHz	Pass	8.21	3.01	2.32	5.69	Inf	13.90	24.00
6625MHz	Pass	8.21	2.76	2.52	5.65	Inf	13.86	24.00
6705MHz	Pass	8.21	3.11	2.9	6.02	Inf	14.23	24.00
6785MHz	Pass	8.21	2.94	2.9	5.93	Inf	14.14	24.00
6865MHz Straddle 6.525-6.875GHz	Pass	8.21	2.47	3.14	5.83	Inf	14.04	24.00

**Conducted Output Power(Average) - ST M.2, PCIe Module****Appendix B.4**

Mode	Result	DG (dBi)	Port 1 (dBm)	Port 2 (dBm)	Total Power (dBm)	Power Limit (dBm)	EIRP (dBm)	EIRP Limit (dBm)
6945MHz	Pass	8.21	2.7	3.42	6.09	Inf	14.30	24.00
7025MHz	Pass	8.21	2.11	3.12	5.65	Inf	13.86	24.00

DG = Directional Gain; Port X = Port X output power

Remarks:

Directional gain = $5.2 + 10 \cdot \log(2/1) = 8.21$ dBi

**Summary**

Mode	PD (dBm/RBW)	EIRP PD (dBm/RBW)
5.925-6.425GHz	-	-
802.11a_Nss1,(6Mbps)_2TX	-9.98	-1.77
802.11ax HEW20_Nss1,(MCS0)_2TX-OFDMA	-9.90	-1.69
802.11ax HEW40_Nss1,(MCS0)_2TX-OFDMA	-9.84	-1.63
802.11ax HEW80_Nss1,(MCS0)_2TX-OFDMA	-9.86	-1.65
6.425-6.525GHz	-	-
802.11a_Nss1,(6Mbps)_2TX	-9.93	-1.72
802.11ax HEW20_Nss1,(MCS0)_2TX-OFDMA	-9.87	-1.66
802.11ax HEW40_Nss1,(MCS0)_2TX-OFDMA	-9.98	-1.77
802.11ax HEW80_Nss1,(MCS0)_2TX-OFDMA	-9.94	-1.73
6.525-6.875GHz	-	-
802.11a_Nss1,(6Mbps)_2TX	-10.04	-1.83
802.11ax HEW20_Nss1,(MCS0)_2TX-OFDMA	-9.95	-1.74
802.11ax HEW40_Nss1,(MCS0)_2TX-OFDMA	-9.91	-1.70
802.11ax HEW80_Nss1,(MCS0)_2TX-OFDMA	-10.04	-1.83
6.875-7.125GHz	-	-
802.11a_Nss1,(6Mbps)_2TX	-10.03	-1.82
802.11ax HEW20_Nss1,(MCS0)_2TX-OFDMA	-9.95	-1.74
802.11ax HEW40_Nss1,(MCS0)_2TX-OFDMA	-9.89	-1.68
802.11ax HEW80_Nss1,(MCS0)_2TX-OFDMA	-9.86	-1.65

RBW = 1MHz



Result

Mode	Result	DG (dBi)	Port 1 (dBm/RBW)	Port 2 (dBm/RBW)	PD (dBm/RBW)	PD Limit (dBm/RBW)	EIRP PD (dBm/RBW)	EIRP PD Limit (dBm/RBW)
802.11a_Nss1,(6Mbps)_2TX	-	-	-	-	-	-	-	-
5955MHz	Pass	8.21	-13.77	-12.38	-10.13	Inf	-1.92	-1.00
6175MHz	Pass	8.21	-13.24	-12.62	-9.98	Inf	-1.77	-1.00
6415MHz	Pass	8.21	-13.61	-13.00	-10.34	Inf	-2.13	-1.00
6435MHz	Pass	8.21	-13.16	-12.66	-9.93	Inf	-1.72	-1.00
6475MHz	Pass	8.21	-13.26	-12.82	-10.15	Inf	-1.94	-1.00
6515MHz	Pass	8.21	-12.87	-12.90	-9.97	Inf	-1.76	-1.00
6535MHz	Pass	8.21	-13.09	-12.78	-10.04	Inf	-1.83	-1.00
6715MHz	Pass	8.21	-13.67	-12.78	-10.26	Inf	-2.05	-1.00
6855MHz	Pass	8.21	-13.27	-12.98	-10.16	Inf	-1.95	-1.00
6875MHz Straddle 6.525-6.875GHz	Pass	8.21	-13.27	-12.98	-10.17	Inf	-1.96	-1.00
6895MHz	Pass	8.21	-13.36	-12.62	-10.03	Inf	-1.82	-1.00
7015MHz	Pass	8.21	-13.42	-12.99	-10.24	Inf	-2.03	-1.00
7095MHz	Pass	8.21	-13.89	-12.36	-10.11	Inf	-1.90	-1.00
7115MHz	Pass	8.21	-14.43	-13.19	-10.80	Inf	-2.59	-1.00
802.11ax HEW20_Nss1,(MCS0)_2TX-OFDMA	-	-	-	-	-	-	-	-
5955MHz	Pass	8.21	-13.11	-12.81	-10.07	Inf	-1.86	-1.00
6175MHz	Pass	8.21	-12.76	-12.90	-9.90	Inf	-1.69	-1.00
6415MHz	Pass	8.21	-12.55	-13.49	-10.13	Inf	-1.92	-1.00
6435MHz	Pass	8.21	-12.68	-13.00	-9.89	Inf	-1.68	-1.00
6475MHz	Pass	8.21	-12.50	-13.06	-9.87	Inf	-1.66	-1.00
6515MHz	Pass	8.21	-13.04	-13.23	-10.17	Inf	-1.96	-1.00
6535MHz	Pass	8.21	-12.72	-12.91	-9.95	Inf	-1.74	-1.00
6715MHz	Pass	8.21	-13.00	-13.09	-10.16	Inf	-1.95	-1.00
6855MHz	Pass	8.21	-12.86	-13.24	-10.17	Inf	-1.96	-1.00
6875MHz Straddle 6.525-6.875GHz	Pass	8.21	-13.13	-13.19	-10.21	Inf	-2.00	-1.00
6895MHz	Pass	8.21	-13.03	-12.60	-9.95	Inf	-1.74	-1.00
7015MHz	Pass	8.21	-13.72	-12.89	-10.36	Inf	-2.15	-1.00
7095MHz	Pass	8.21	-13.50	-12.74	-10.17	Inf	-1.96	-1.00
7115MHz	Pass	8.21	-14.77	-14.52	-11.66	Inf	-3.45	-1.00
802.11ax HEW40_Nss1,(MCS0)_2TX-OFDMA	-	-	-	-	-	-	-	-
5965MHz	Pass	8.21	-13.01	-12.51	-9.84	Inf	-1.63	-1.00
6165MHz	Pass	8.21	-12.72	-12.88	-9.99	Inf	-1.78	-1.00
6405MHz	Pass	8.21	-12.92	-13.23	-10.20	Inf	-1.99	-1.00
6445MHz	Pass	8.21	-12.66	-13.14	-9.98	Inf	-1.77	-1.00
6485MHz	Pass	8.21	-13.29	-13.01	-10.22	Inf	-2.01	-1.00
6525MHz Straddle 6.425-6.525GHz	Pass	8.21	-13.25	-12.79	-10.11	Inf	-1.90	-1.00
6565MHz	Pass	8.21	-12.87	-12.83	-9.91	Inf	-1.70	-1.00
6725MHz	Pass	8.21	-12.95	-12.76	-9.91	Inf	-1.70	-1.00
6845MHz	Pass	8.21	-12.97	-12.77	-9.97	Inf	-1.76	-1.00



Mode	Result	DG (dBi)	Port 1 (dBm/RBW)	Port 2 (dBm/RBW)	PD (dBm/RBW)	PD Limit (dBm/RBW)	EIRP PD (dBm/RBW)	EIRP PD Limit (dBm/RBW)
6885MHz Straddle 6.525-6.875GHz	Pass	8.21	-13.21	-12.92	-10.20	Inf	-1.99	-1.00
6925MHz	Pass	8.21	-13.54	-12.90	-10.24	Inf	-2.03	-1.00
7005MHz	Pass	8.21	-13.67	-13.06	-10.37	Inf	-2.16	-1.00
7085MHz	Pass	8.21	-13.24	-12.32	-9.89	Inf	-1.68	-1.00
802.11ax HEW80_Nss1,(MCS0)_2TX-OFDMA	-	-	-	-	-	-	-	-
5985MHz	Pass	8.21	-13.10	-12.57	-9.86	Inf	-1.65	-1.00
6145MHz	Pass	8.21	-12.91	-13.03	-10.15	Inf	-1.94	-1.00
6385MHz	Pass	8.21	-12.49	-13.22	-9.88	Inf	-1.67	-1.00
6465MHz	Pass	8.21	-12.55	-13.18	-9.94	Inf	-1.73	-1.00
6545MHz Straddle 6.425-6.525GHz	Pass	8.21	-13.06	-13.13	-10.16	Inf	-1.95	-1.00
6625MHz	Pass	8.21	-13.18	-13.09	-10.15	Inf	-1.94	-1.00
6705MHz	Pass	8.21	-13.01	-12.84	-10.07	Inf	-1.86	-1.00
6785MHz	Pass	8.21	-13.00	-12.99	-10.04	Inf	-1.83	-1.00
6865MHz Straddle 6.525-6.875GHz	Pass	8.21	-13.08	-13.02	-10.13	Inf	-1.92	-1.00
6945MHz	Pass	8.21	-13.09	-12.49	-9.86	Inf	-1.65	-1.00
7025MHz	Pass	8.21	-13.42	-12.35	-10.01	Inf	-1.80	-1.00

DG = Directional Gain; RBW = 1MHz

PD = trace bin-by-bin of each transmits port summing can be performed maximum power density; Port X = Port X Power Density;

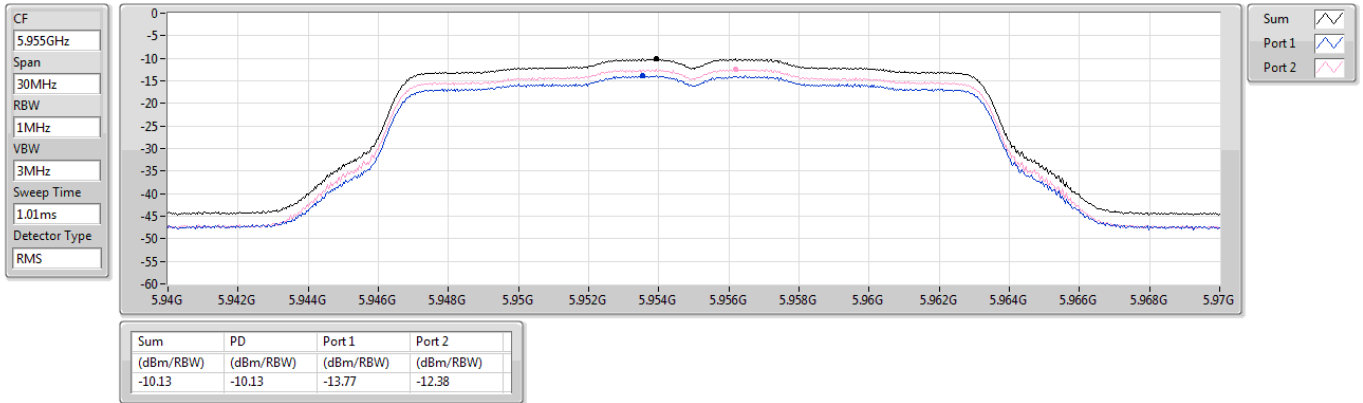
Remarks:

Directional gain = $5.2 + 10 \cdot \log(2/1) = 8.21$ dBi

5.925-6.425GHz_802.11a_Nss1,(6Mbps)_2TX

PSD

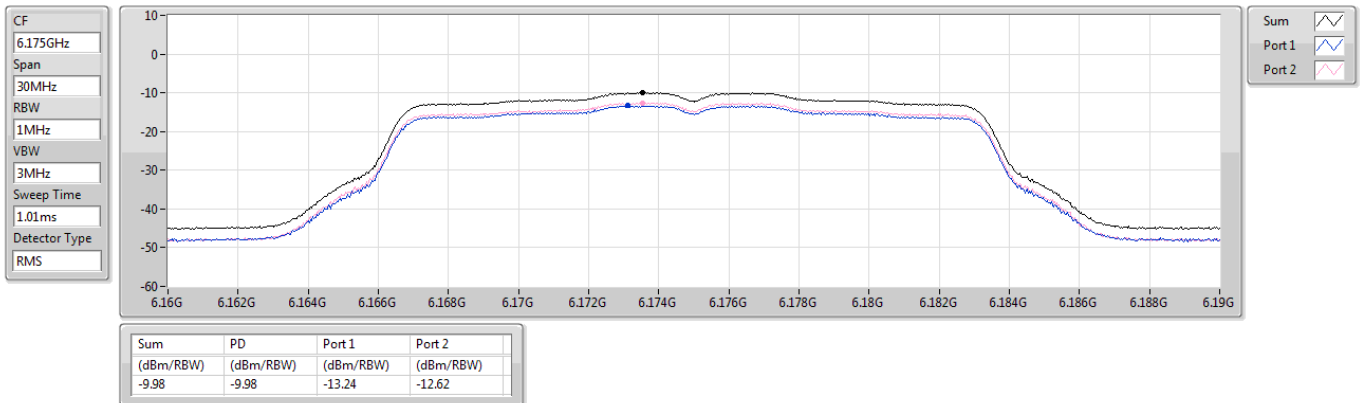
5955MHz



5.925-6.425GHz_802.11a_Nss1,(6Mbps)_2TX

PSD

6175MHz

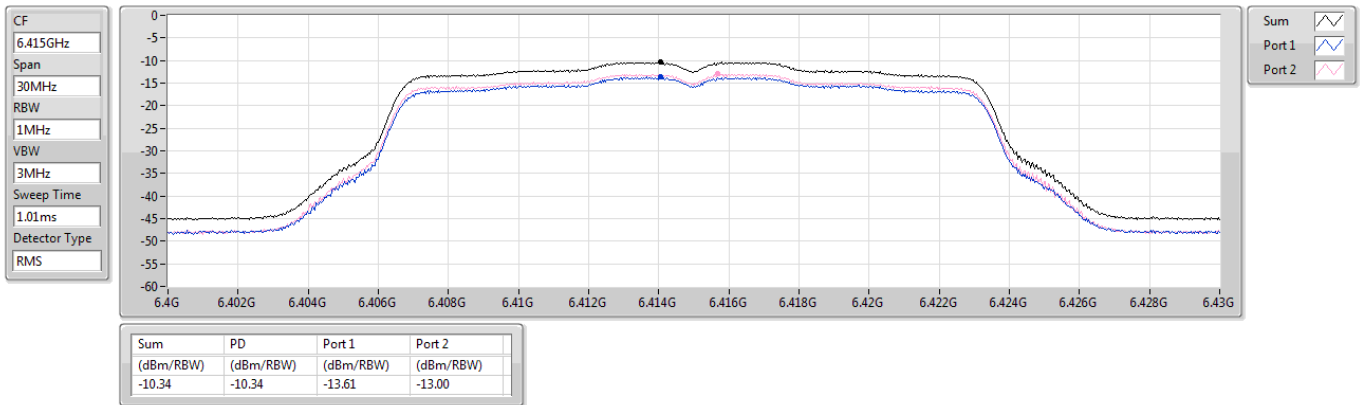




5.925-6.425GHz_802.11a_Nss1,(6Mbps)_2TX

PSD

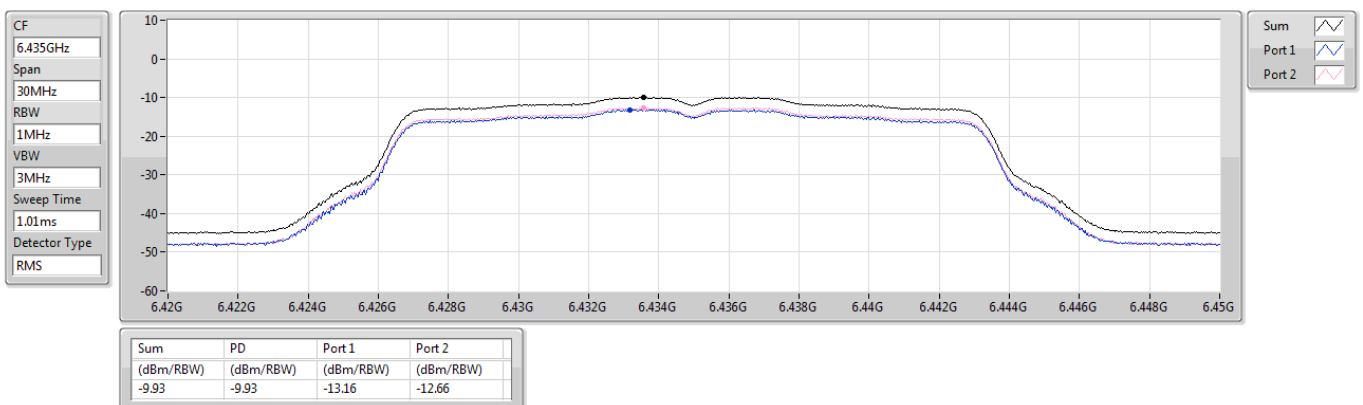
6415MHz



6.425-6.525GHz_802.11a_Nss1,(6Mbps)_2TX

PSD

6435MHz

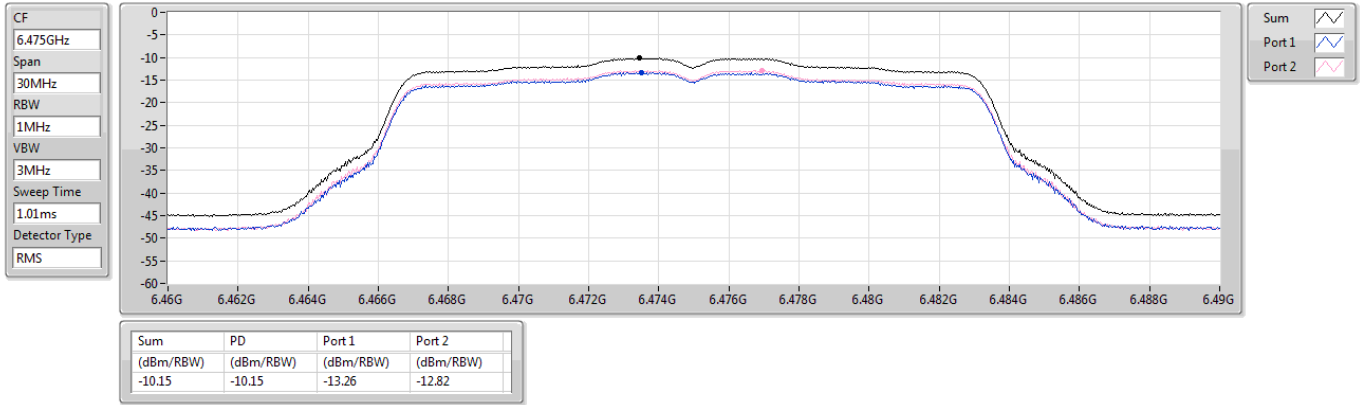




6.425-6.525GHz_802.11a_Nss1,(6Mbps)_2TX

PSD

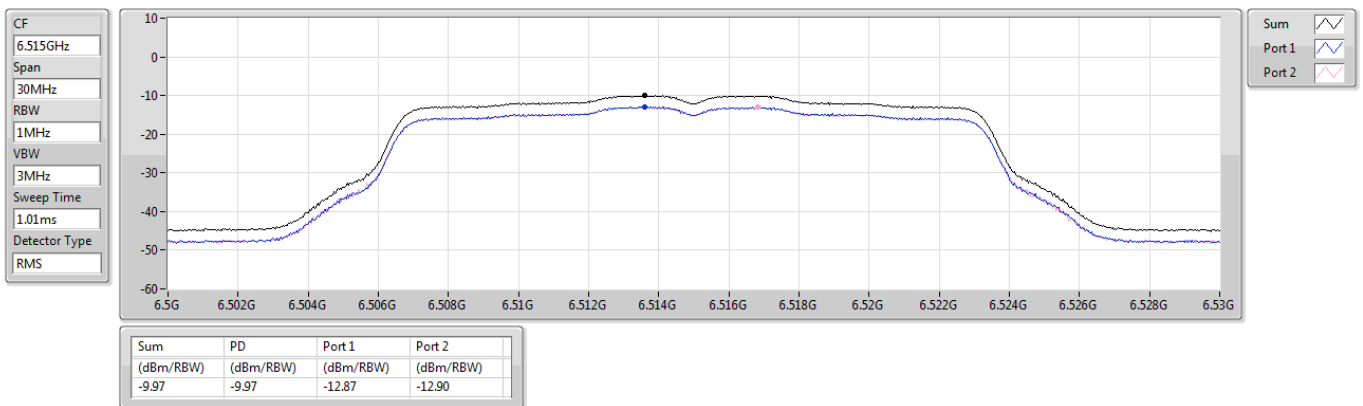
6475MHz



6.425-6.525GHz_802.11a_Nss1,(6Mbps)_2TX

PSD

6515MHz

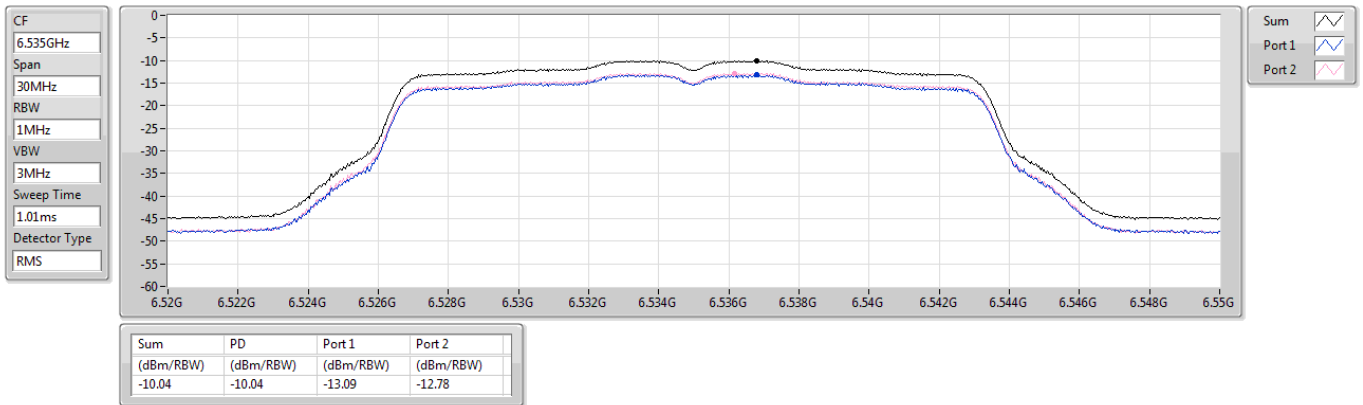




6.525-6.875GHz_802.11a_Nss1,(6Mbps)_2TX

PSD

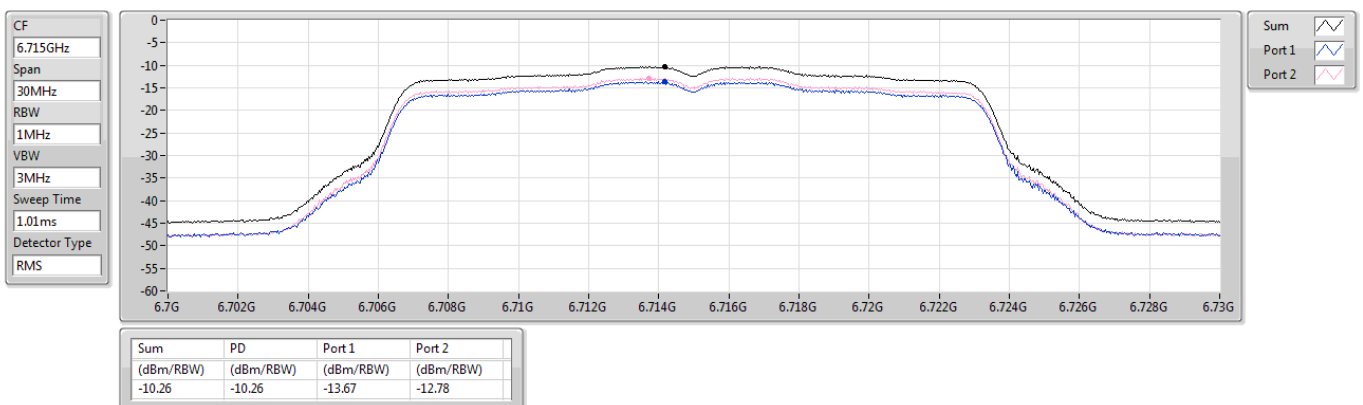
6535MHz



6.525-6.875GHz_802.11a_Nss1,(6Mbps)_2TX

PSD

6715MHz

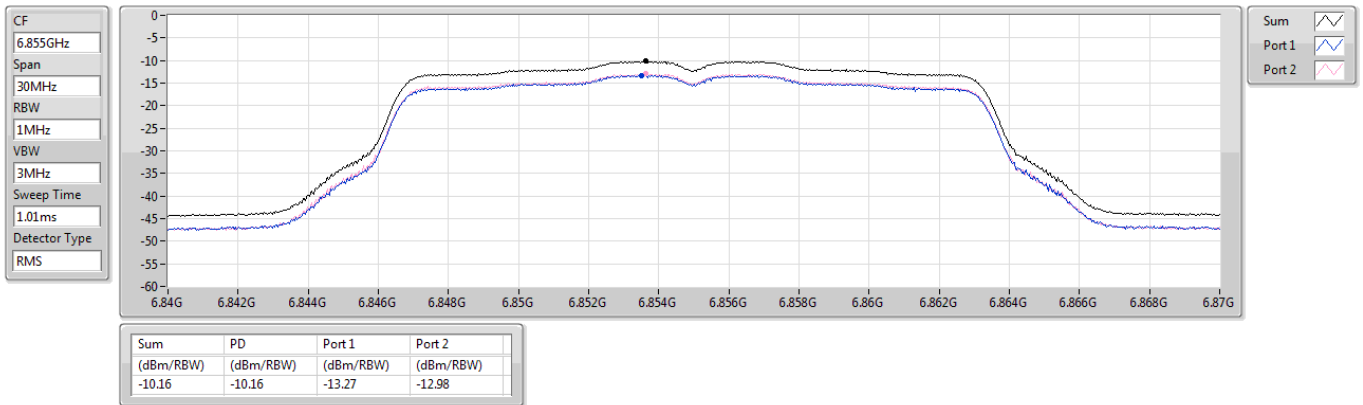




6.525-6.875GHz_802.11a_Nss1,(6Mbps)_2TX

PSD

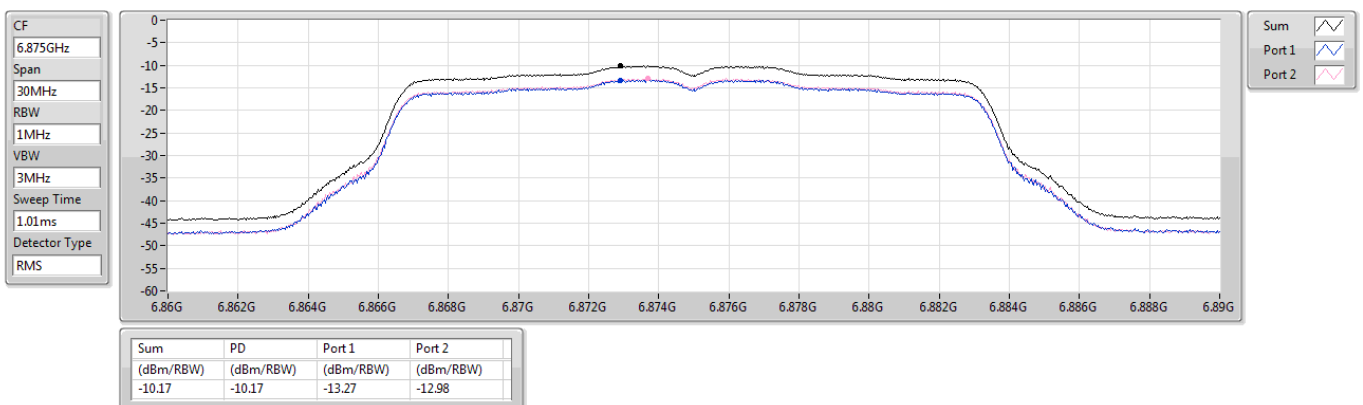
6855MHz



6.525-6.875GHz_802.11a_Nss1,(6Mbps)_2TX

PSD

6875MHz Straddle 6.525-6.875GHz

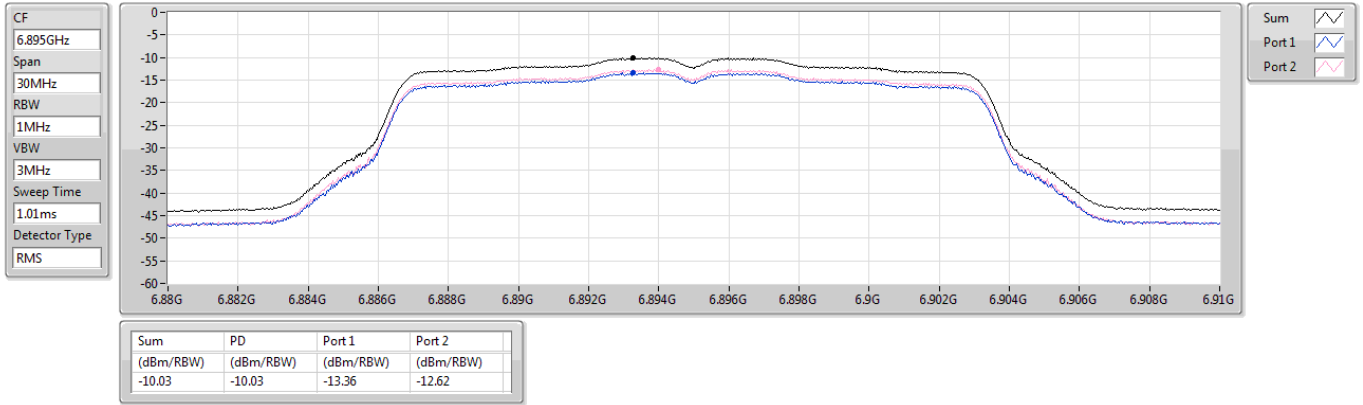




6.875-7.125GHz_802.11a_Nss1,(6Mbps)_2TX

PSD

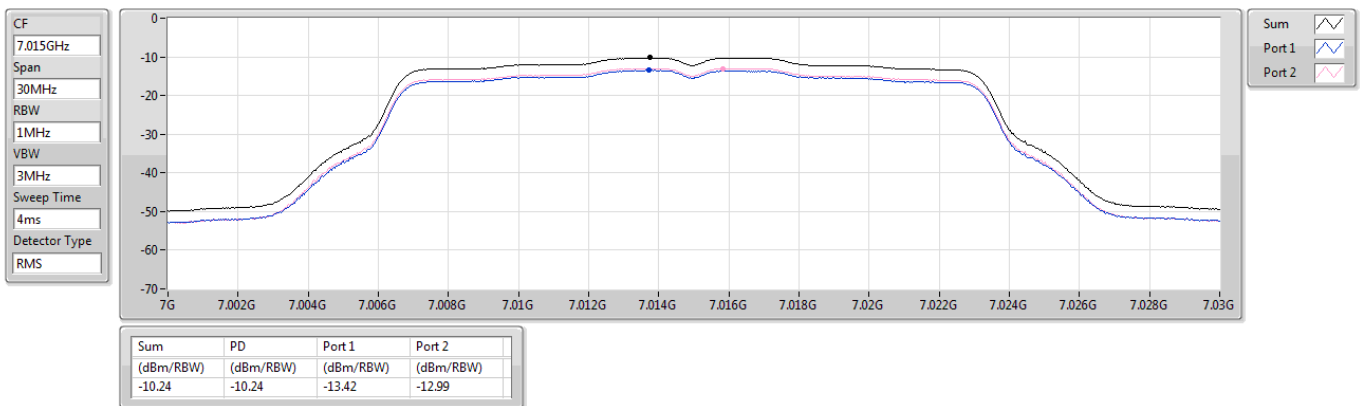
6895MHz



6.875-7.125GHz_802.11a_Nss1,(6Mbps)_2TX

PSD

7015MHz

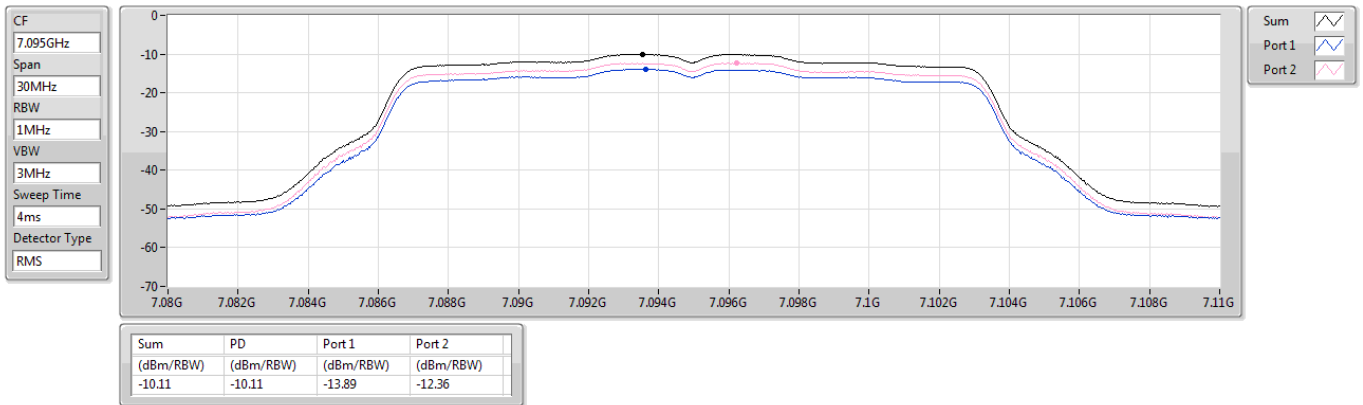




6.875-7.125GHz_802.11a_Nss1,(6Mbps)_2TX

PSD

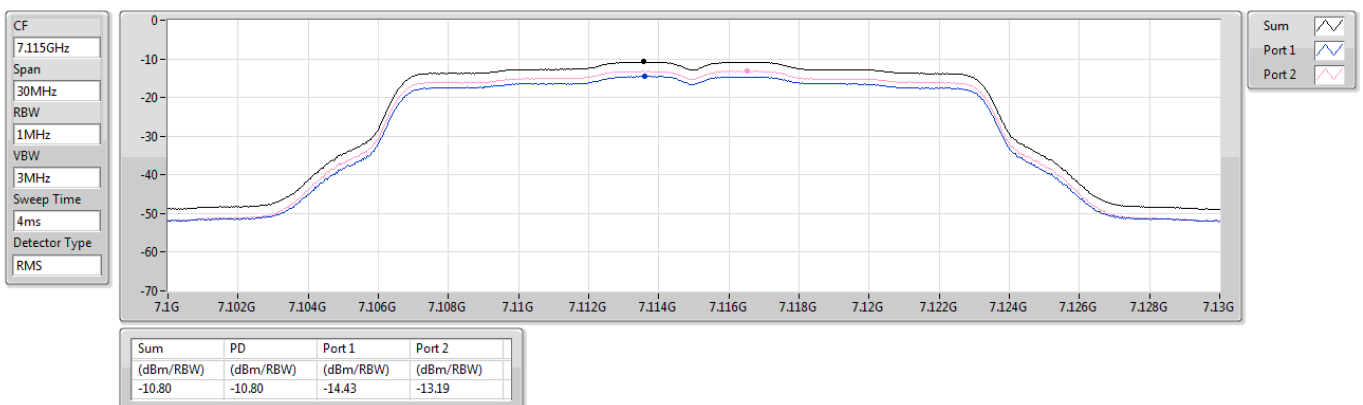
7095MHz



6.875-7.125GHz_802.11a_Nss1,(6Mbps)_2TX

PSD

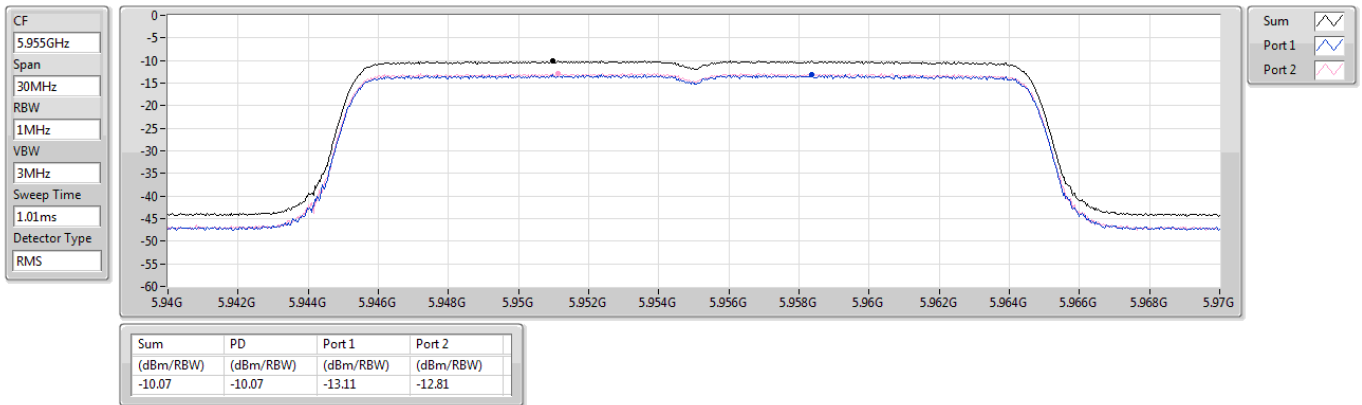
7115MHz



5.925-6.425GHz_802.11ax HEW20_Nss1,(MCS0)_2TX

PSD

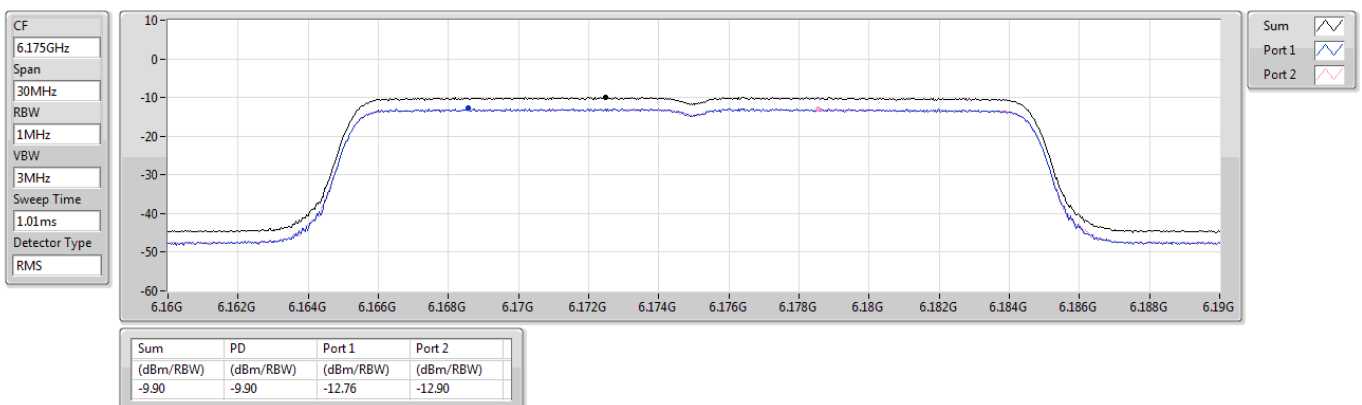
5955MHz



5.925-6.425GHz_802.11ax HEW20_Nss1,(MCS0)_2TX

PSD

6175MHz

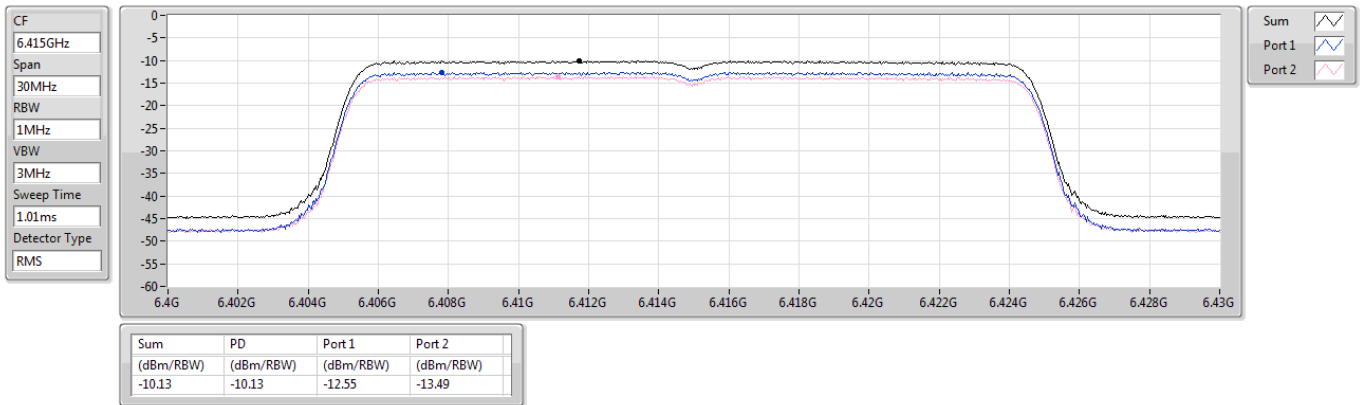




5.925-6.425GHz_802.11ax_HEW20_Nss1,(MCS0)_2TX

PSD

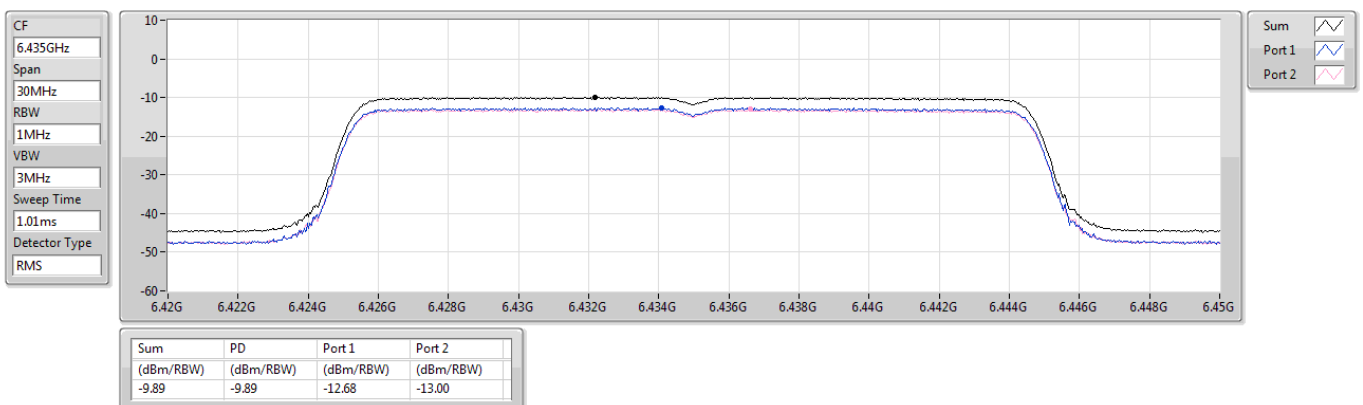
6415MHz



6.425-6.525GHz_802.11ax_HEW20_Nss1,(MCS0)_2TX

PSD

6435MHz

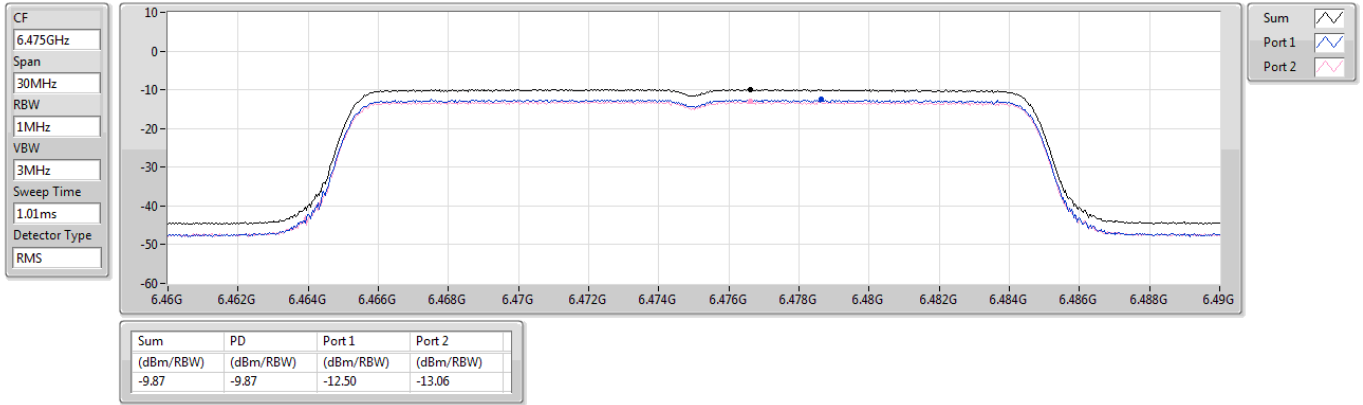




6.425-6.525GHz_802.11ax_HEW20_Nss1,(MCS0)_2TX

PSD

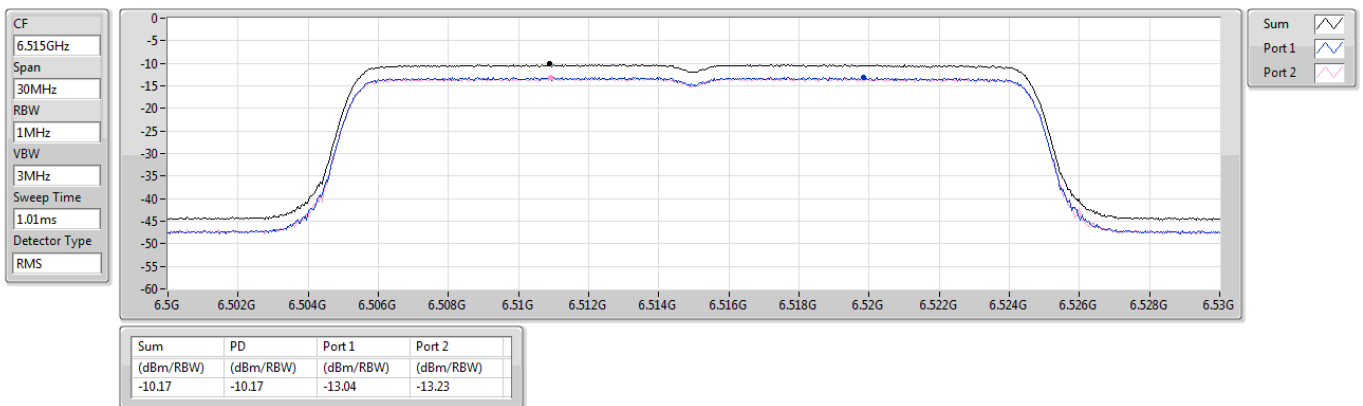
6475MHz



6.425-6.525GHz_802.11ax_HEW20_Nss1,(MCS0)_2TX

PSD

6515MHz

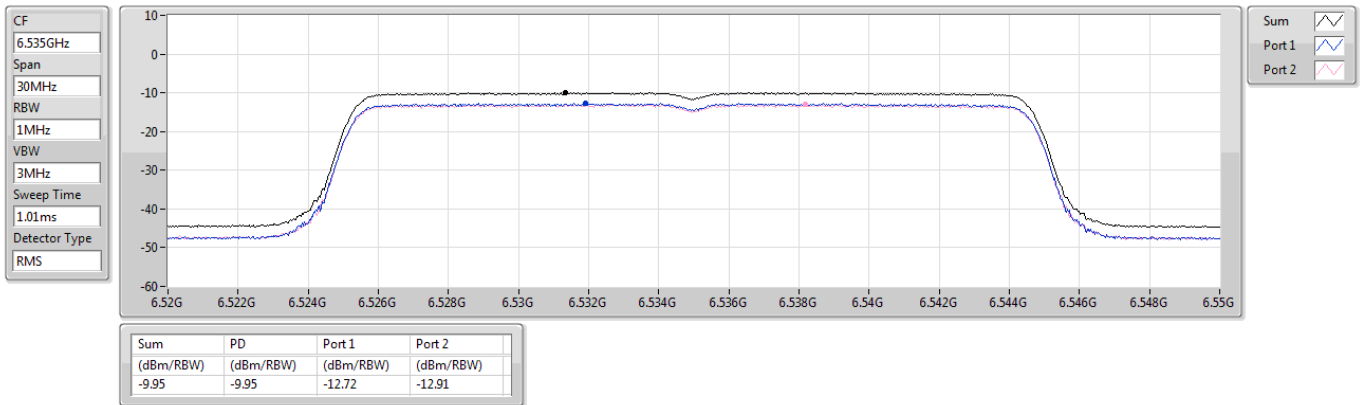




6.525-6.875GHz_802.11ax_HEW20_Nss1,(MCS0)_2TX

PSD

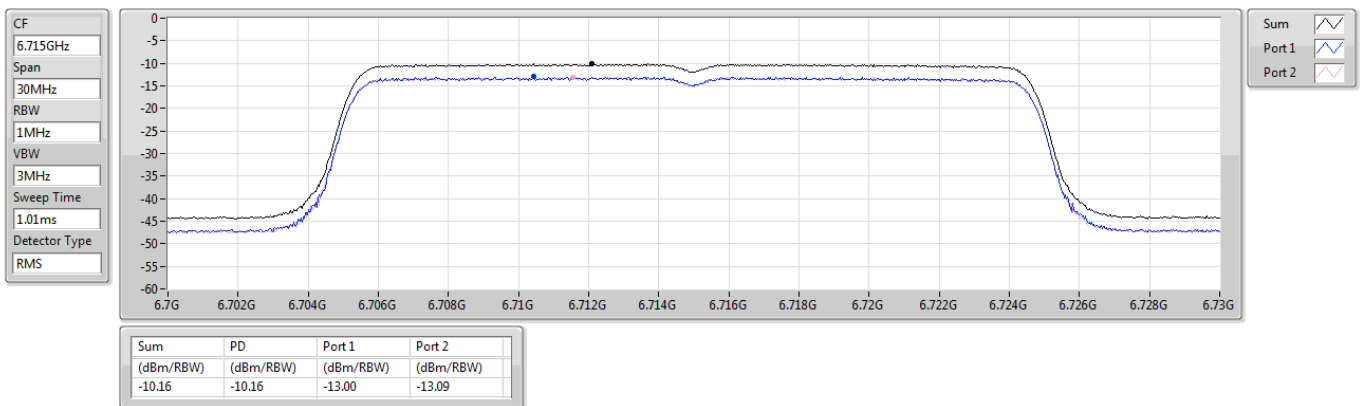
6535MHz



6.525-6.875GHz_802.11ax_HEW20_Nss1,(MCS0)_2TX

PSD

6715MHz

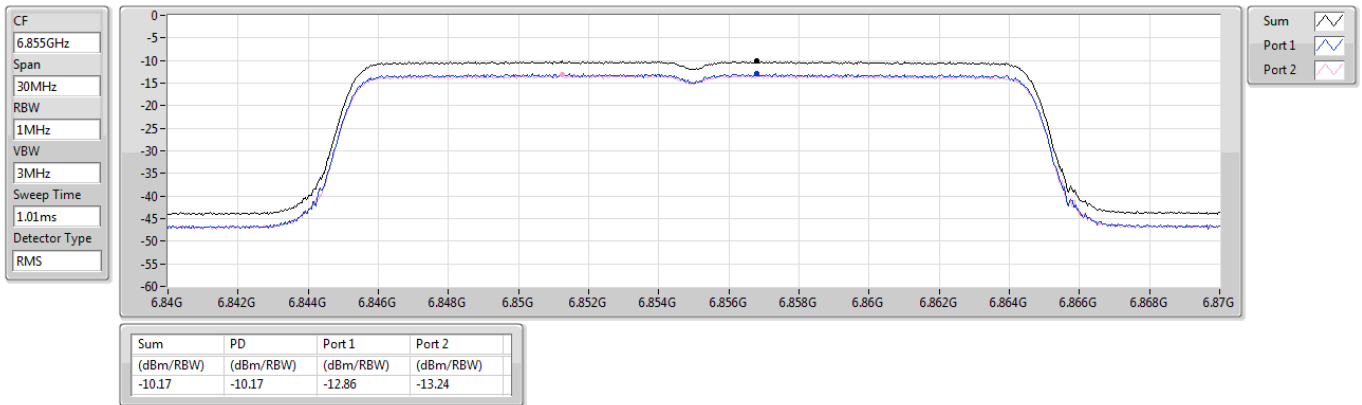




6.525-6.875GHz_802.11ax HEW20_Nss1,(MCS0)_2TX

PSD

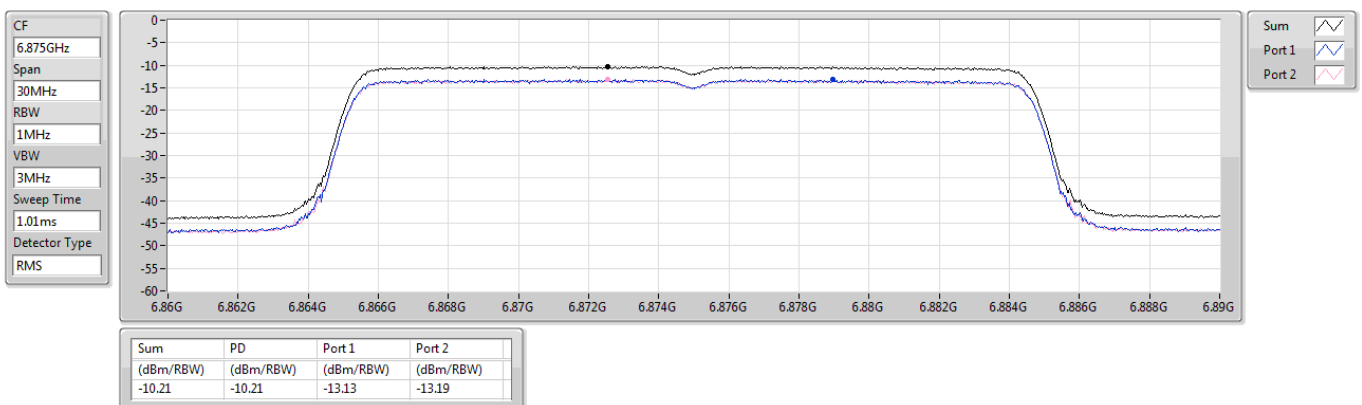
6855MHz



6.525-6.875GHz_802.11ax HEW20_Nss1,(MCS0)_2TX

PSD

6875MHz Straddle 6.525-6.875GHz

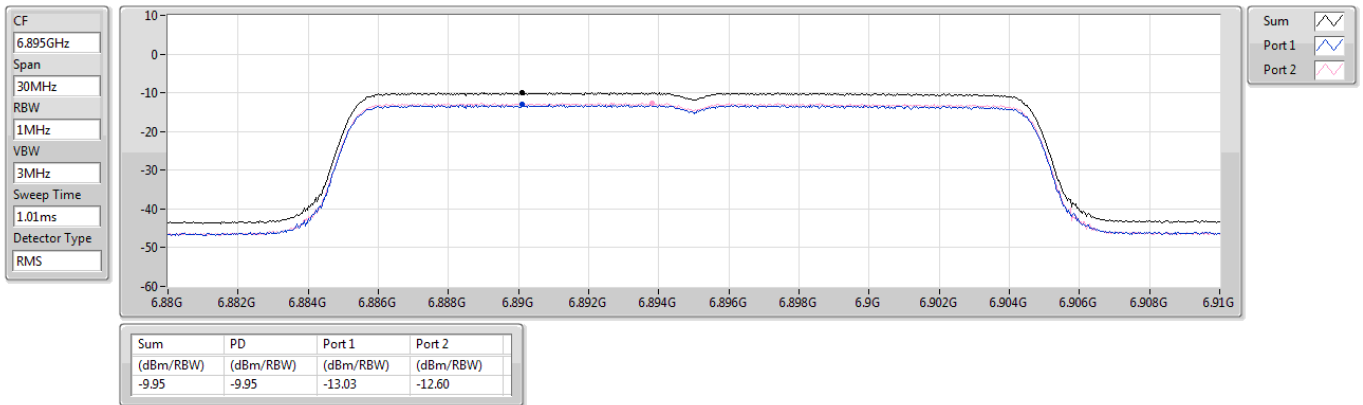




6.875-7.125GHz_802.11ax HEW20_Nss1,(MCS0)_2TX

PSD

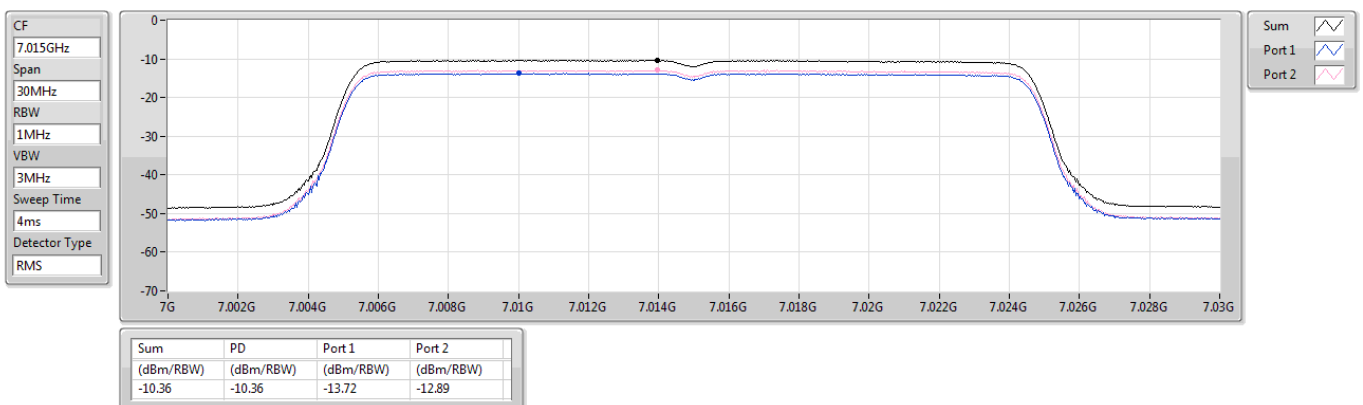
6895MHz



6.875-7.125GHz_802.11ax HEW20_Nss1,(MCS0)_2TX

PSD

7015MHz

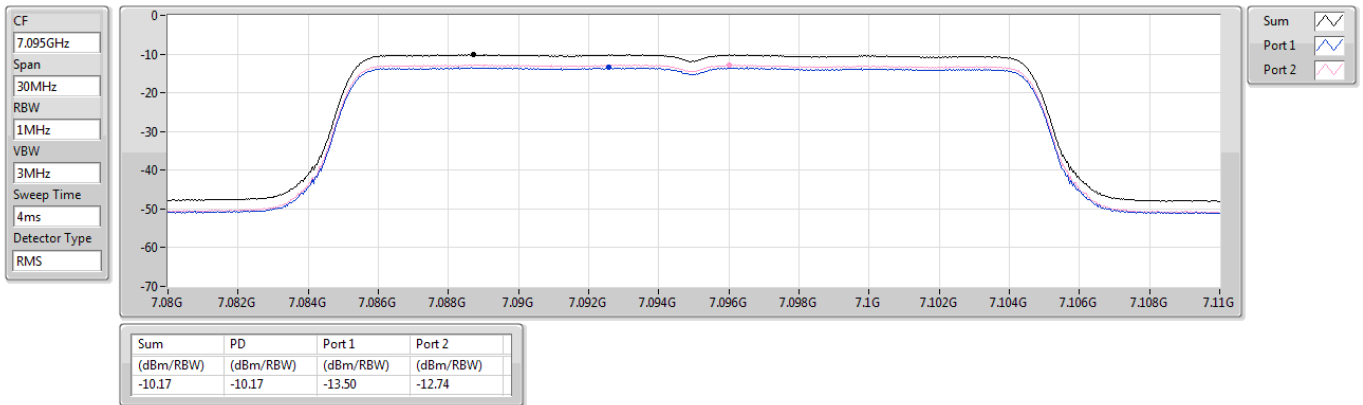




6.875-7.125GHz_802.11ax_HEW20_Nss1,(MCS0)_2TX

PSD

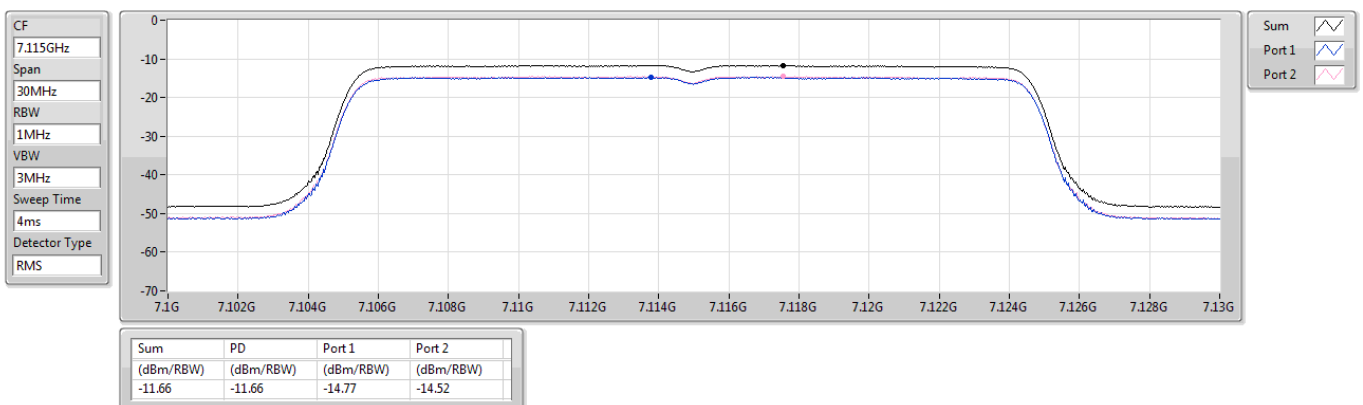
7095MHz



6.875-7.125GHz_802.11ax_HEW20_Nss1,(MCS0)_2TX

PSD

7115MHz



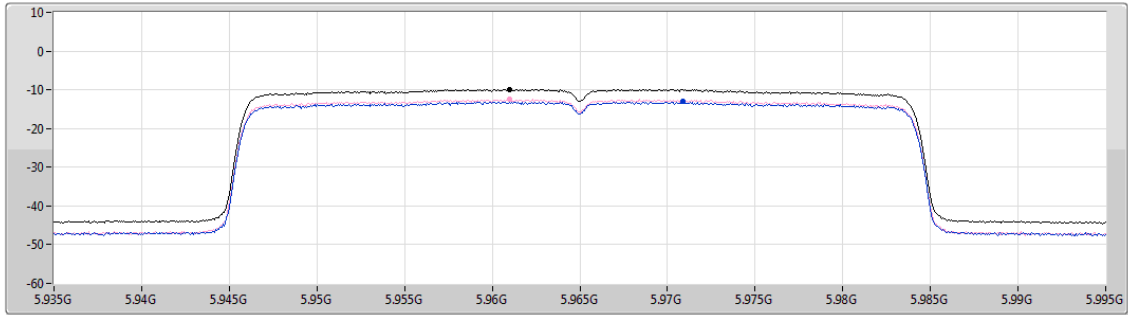


5.925-6.425GHz_802.11ax_HEW40_Nss1,(MCS0)_2TX

PSD

5965MHz

CF
5.965GHz
Span
60MHz
RBW
1MHz
VBW
3MHz
Sweep Time
1.01ms
Detector Type
RMS



Sum
Port 1
Port 2

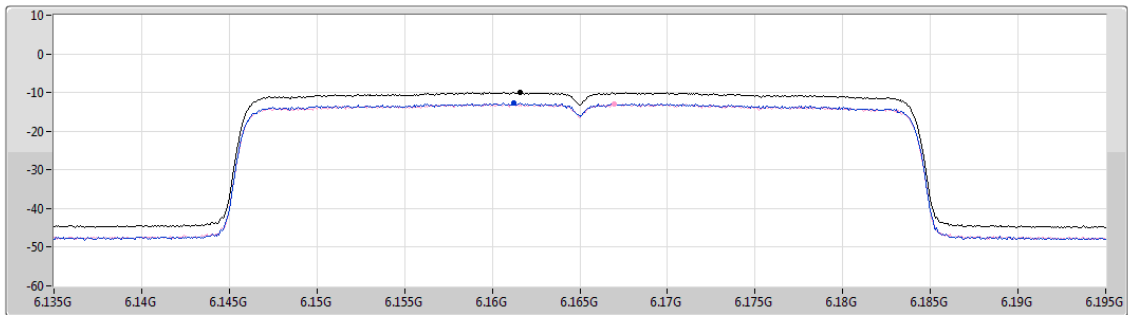
Sum	PD	Port 1	Port 2
(dBm/RBW)	(dBm/RBW)	(dBm/RBW)	(dBm/RBW)
-9.84	-9.84	-13.01	-12.51

5.925-6.425GHz_802.11ax_HEW40_Nss1,(MCS0)_2TX

PSD

6165MHz

CF
6.165GHz
Span
60MHz
RBW
1MHz
VBW
3MHz
Sweep Time
1.01ms
Detector Type
RMS



Sum
Port 1
Port 2

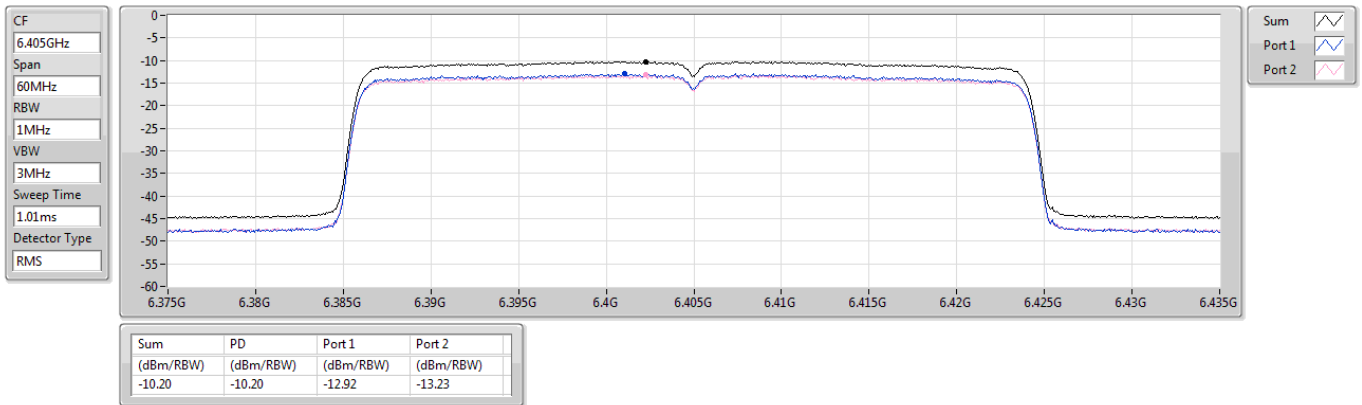
Sum	PD	Port 1	Port 2
(dBm/RBW)	(dBm/RBW)	(dBm/RBW)	(dBm/RBW)
-9.99	-9.99	-12.72	-12.88



5.925-6.425GHz_802.11ax_HEW40_Nss1,(MCS0)_2TX

PSD

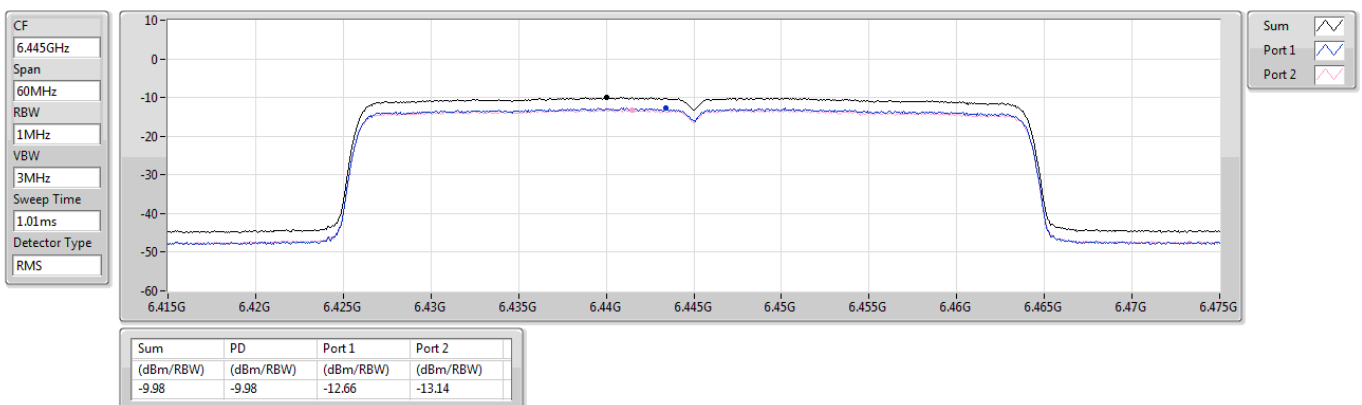
6405MHz



6.425-6.525GHz_802.11ax_HEW40_Nss1,(MCS0)_2TX

PSD

6445MHz

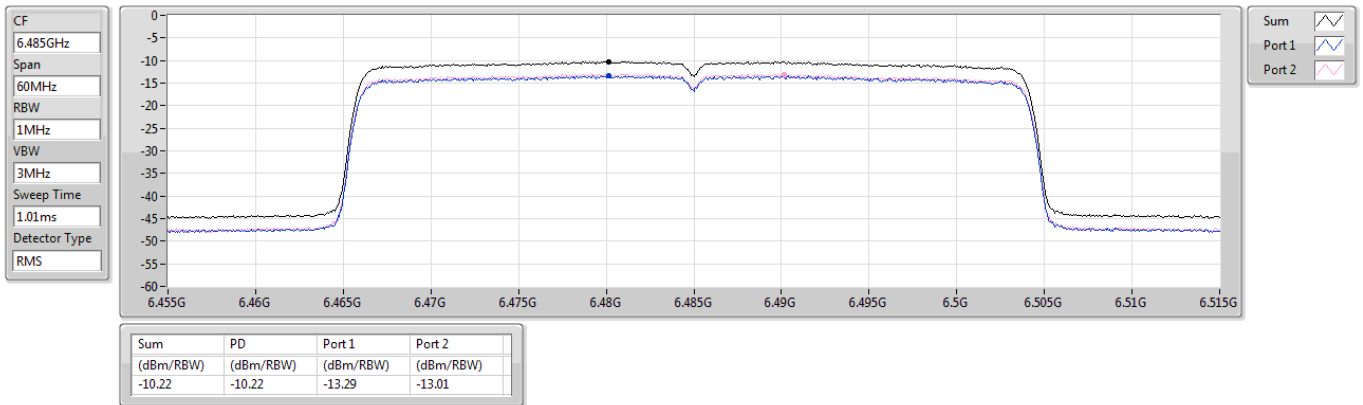




6.425-6.525GHz_802.11ax_HEW40_Nss1,(MCS0)_2TX

PSD

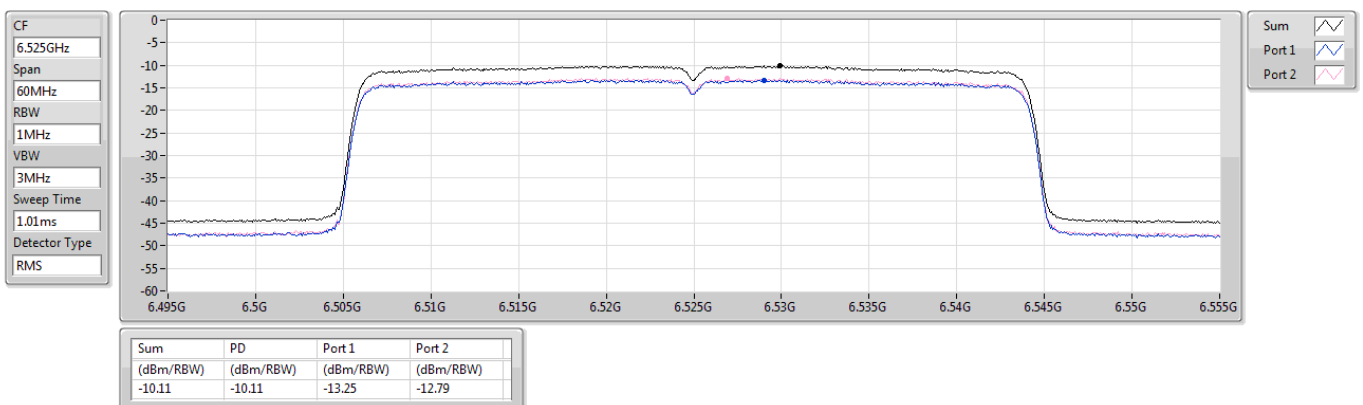
6485MHz



6.425-6.525GHz_802.11ax_HEW40_Nss1,(MCS0)_2TX

PSD

6525MHz Straddle 6.425-6.525GHz

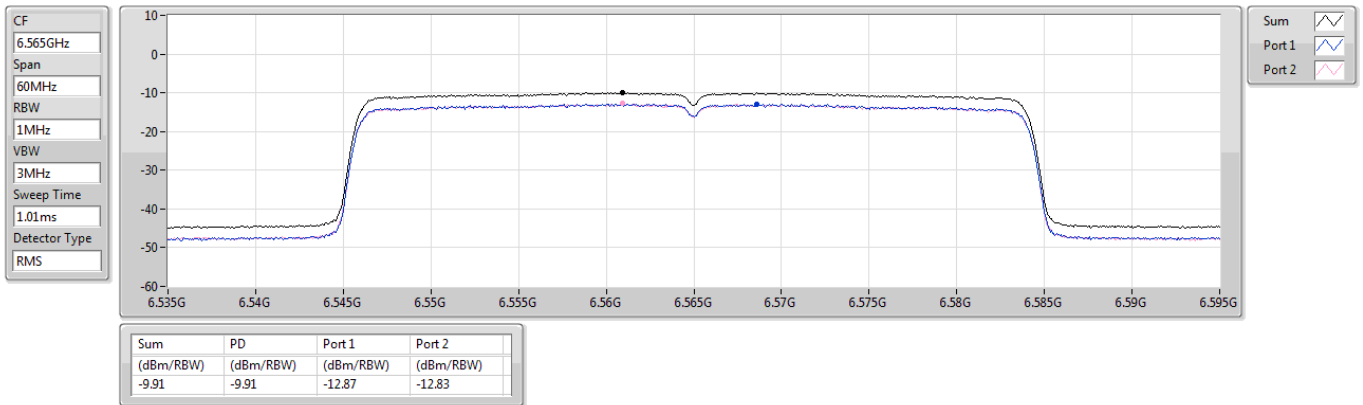




6.525-6.875GHz_802.11ax_HEW40_Nss1,(MCS0)_2TX

PSD

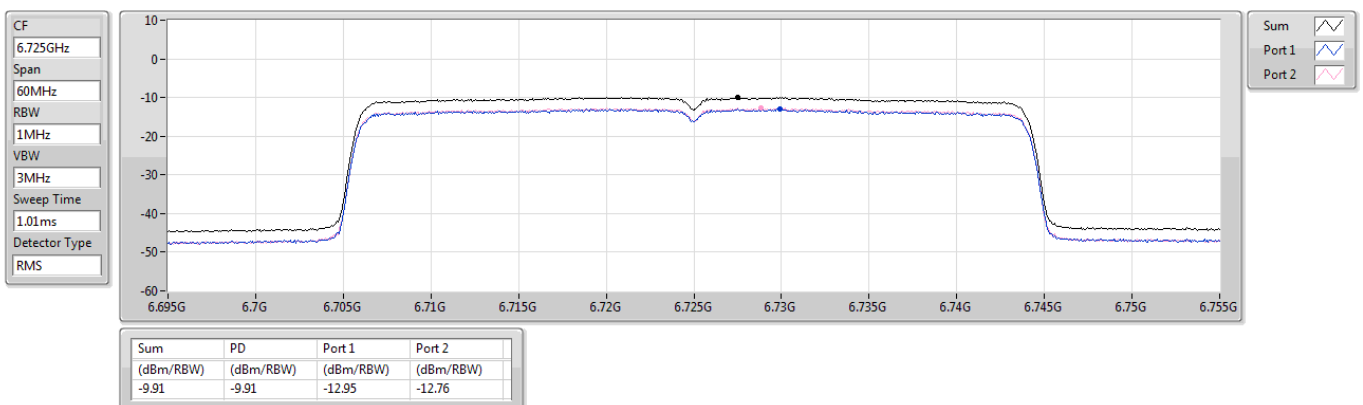
6565MHz



6.525-6.875GHz_802.11ax_HEW40_Nss1,(MCS0)_2TX

PSD

6725MHz

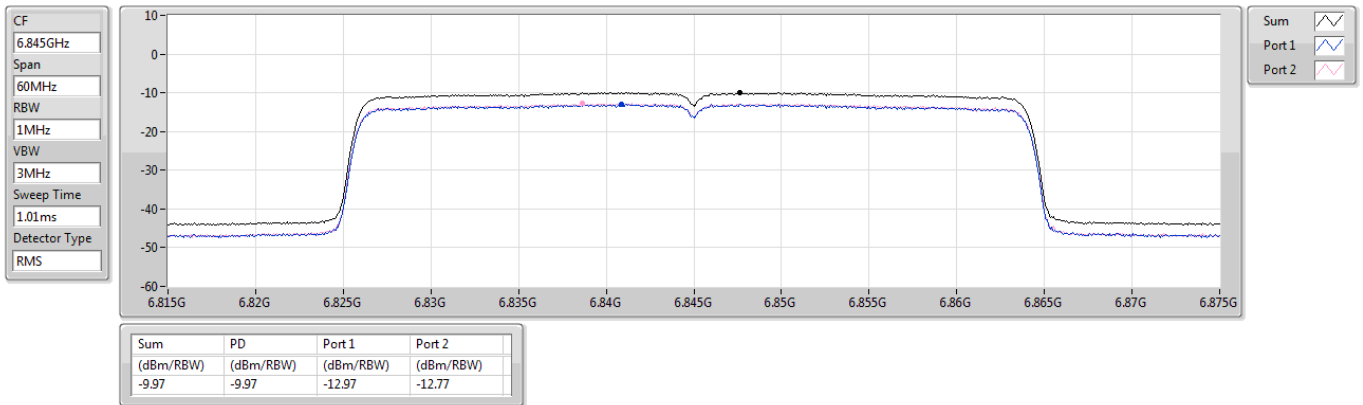




6.525-6.875GHz_802.11ax_HEW40_Nss1,(MCS0)_2TX

PSD

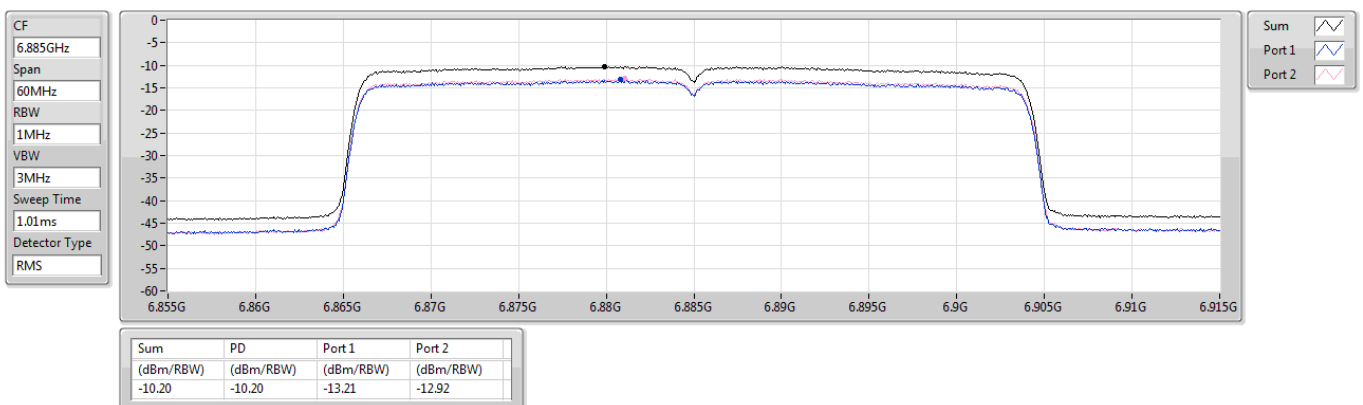
6845MHz



6.525-6.875GHz_802.11ax_HEW40_Nss1,(MCS0)_2TX

PSD

6885MHz Straddle 6.525-6.875GHz

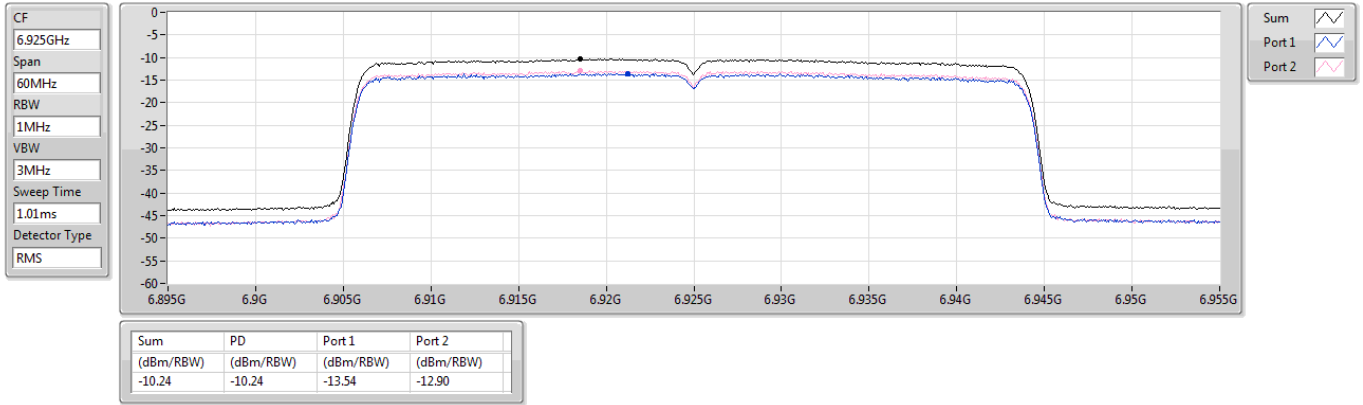




6.875-7.125GHz_802.11ax HEW40_Nss1,(MCS0)_2TX

PSD

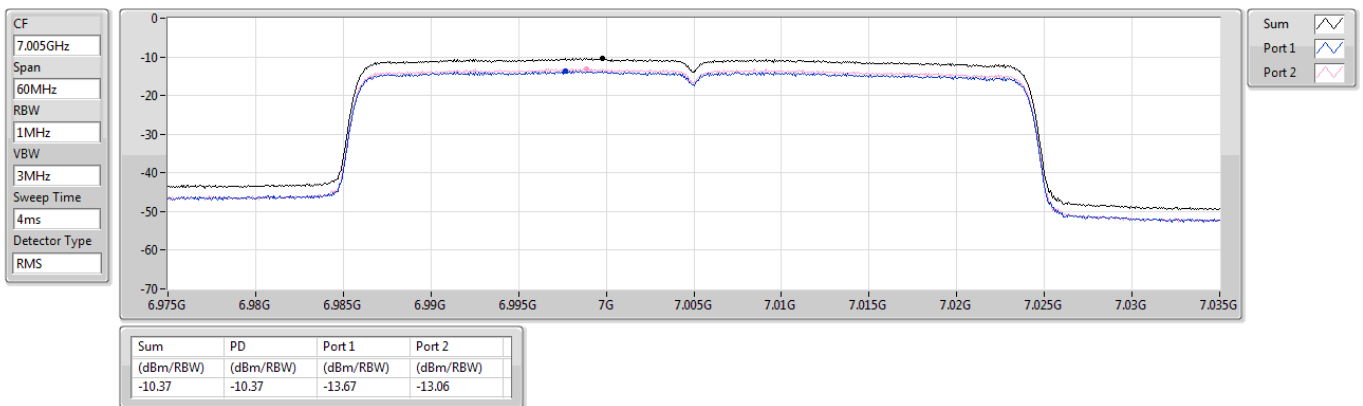
6925MHz



6.875-7.125GHz_802.11ax HEW40_Nss1,(MCS0)_2TX

PSD

7005MHz

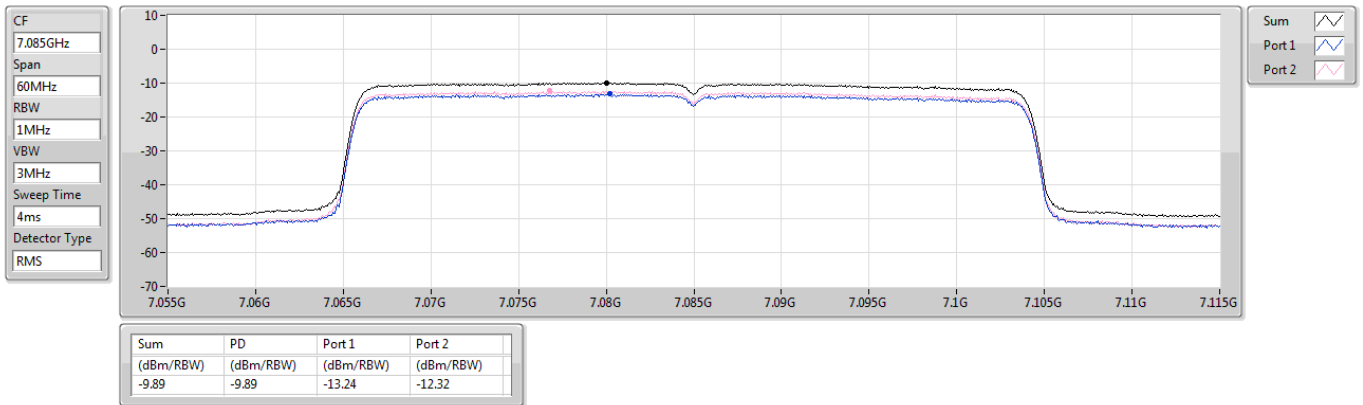




6.875-7.125GHz_802.11ax_HEW40_Nss1,(MCS0)_2TX

PSD

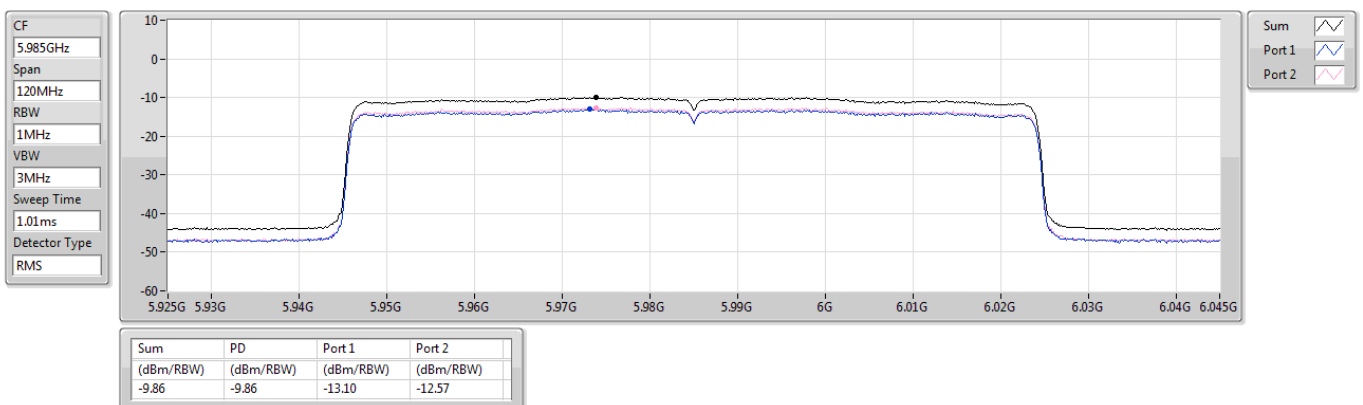
7085MHz



5.925-6.425GHz_802.11ax_HEW80_Nss1,(MCS0)_2TX

PSD

5985MHz

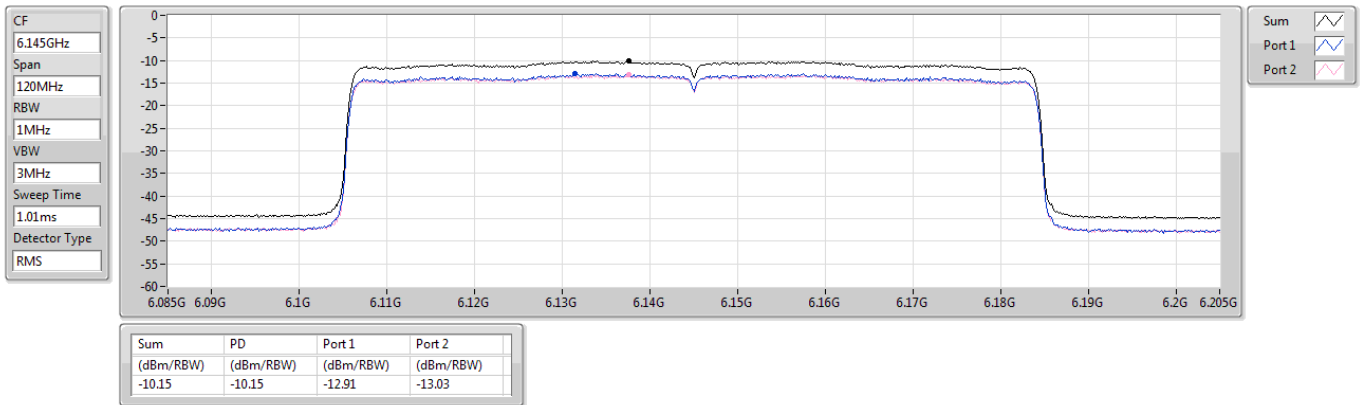




5.925-6.425GHz_802.11ax HEW80_Nss1,(MCS0)_2TX

PSD

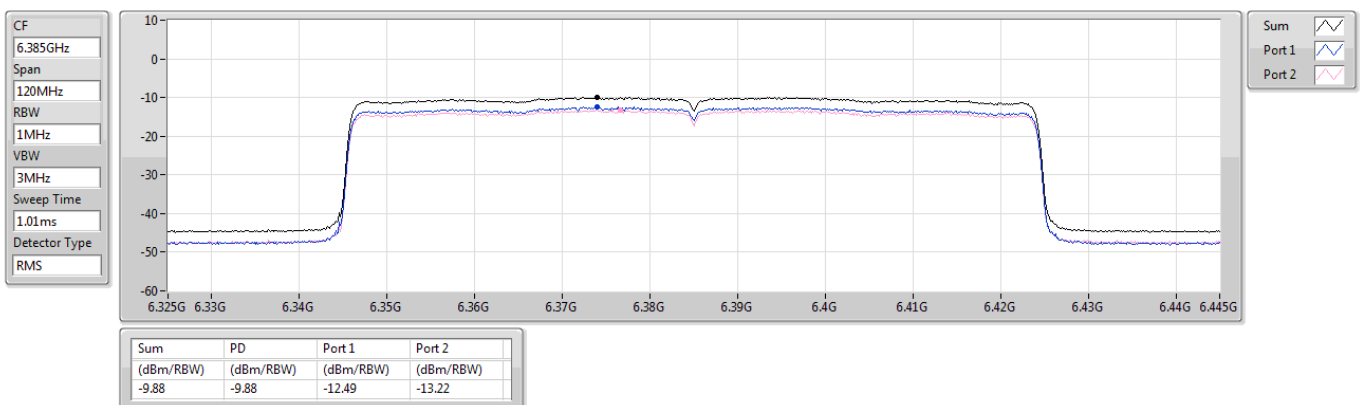
6145MHz



5.925-6.425GHz_802.11ax HEW80_Nss1,(MCS0)_2TX

PSD

6385MHz

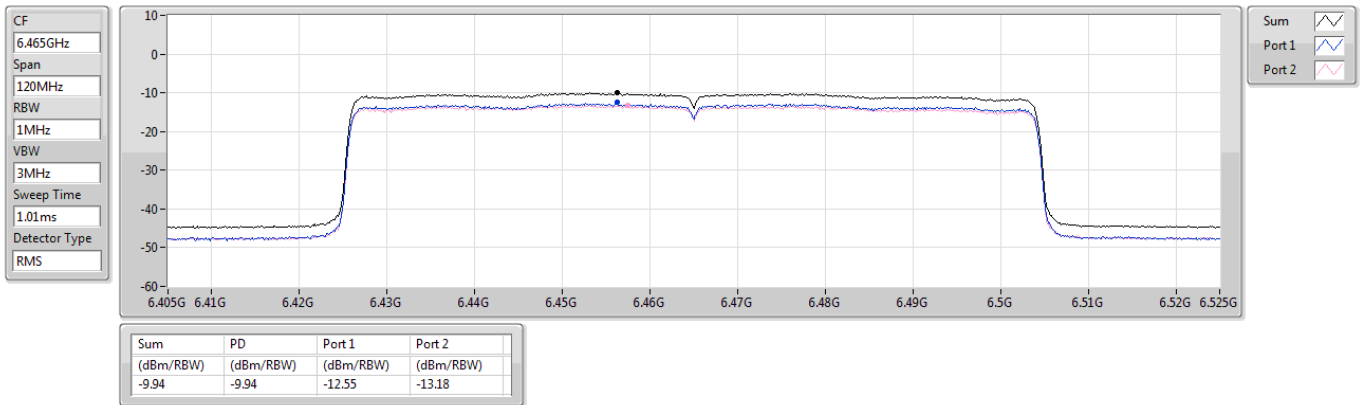




6.425-6.525GHz_802.11ax HEW80_Nss1,(MCS0)_2TX

PSD

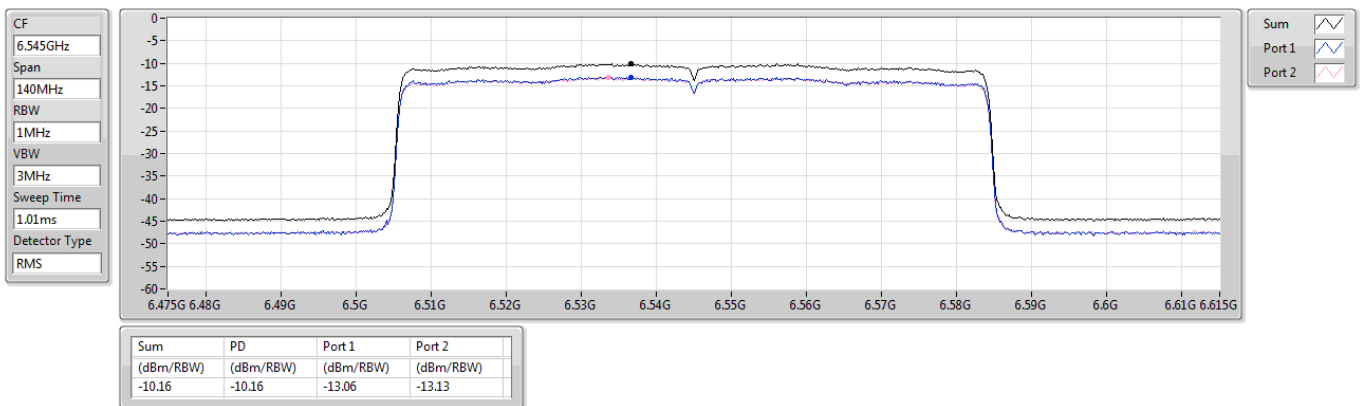
6465MHz



6.425-6.525GHz_802.11ax HEW80_Nss1,(MCS0)_2TX

PSD

6545MHz Straddle 6.425-6.525GHz

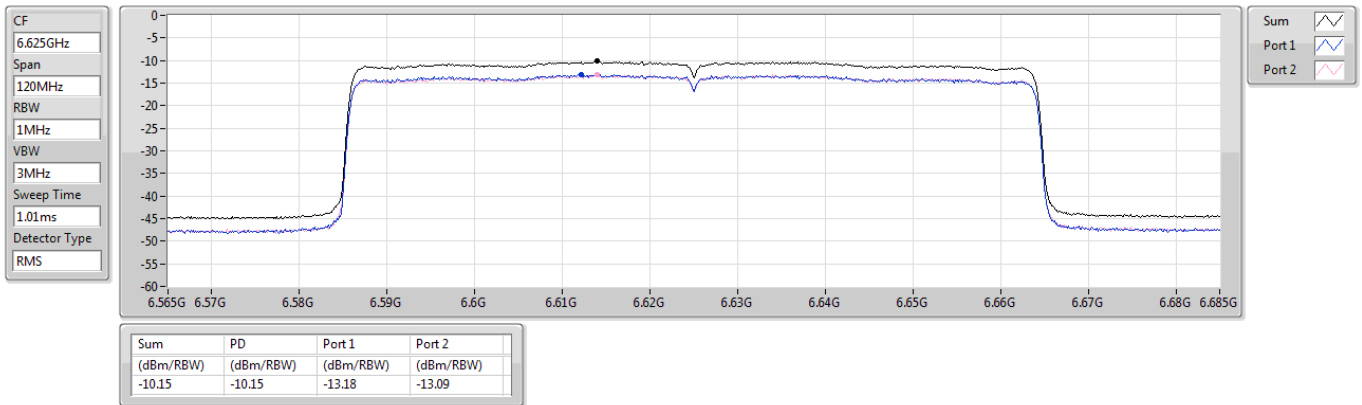




6.525-6.875GHz_802.11ax_HEW80_Nss1,(MCS0)_2TX

PSD

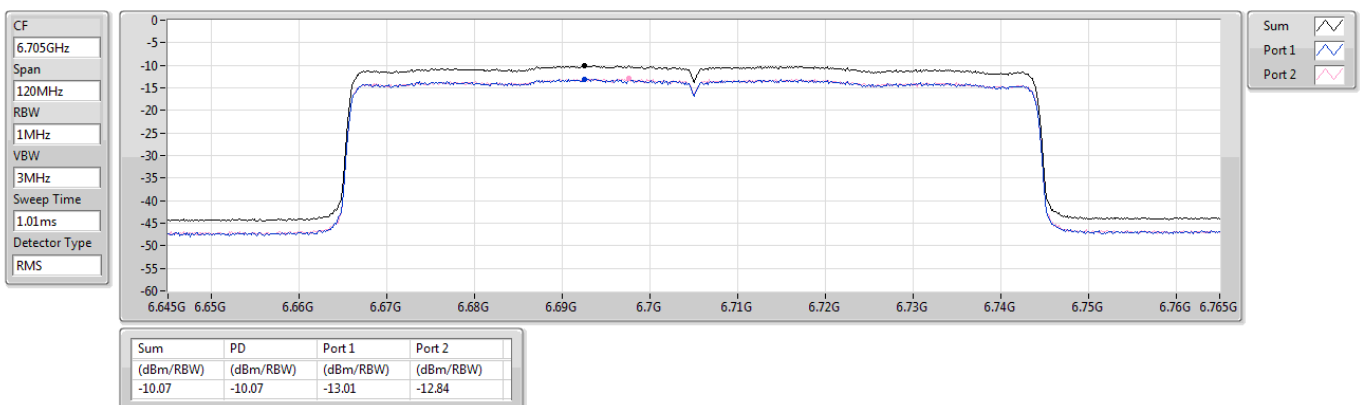
6625MHz



6.525-6.875GHz_802.11ax_HEW80_Nss1,(MCS0)_2TX

PSD

6705MHz

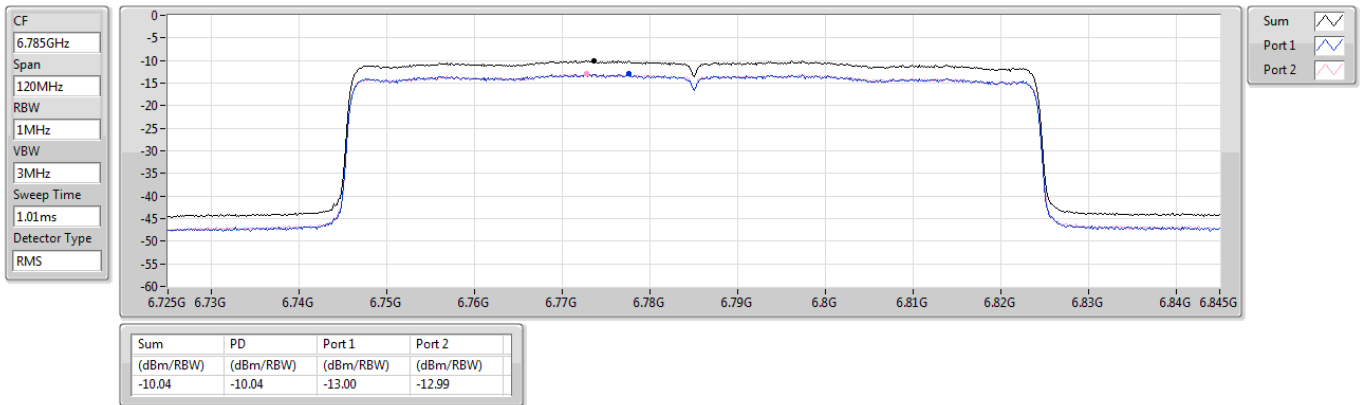




6.525-6.875GHz_802.11ax HEW80_Nss1,(MCS0)_2TX

PSD

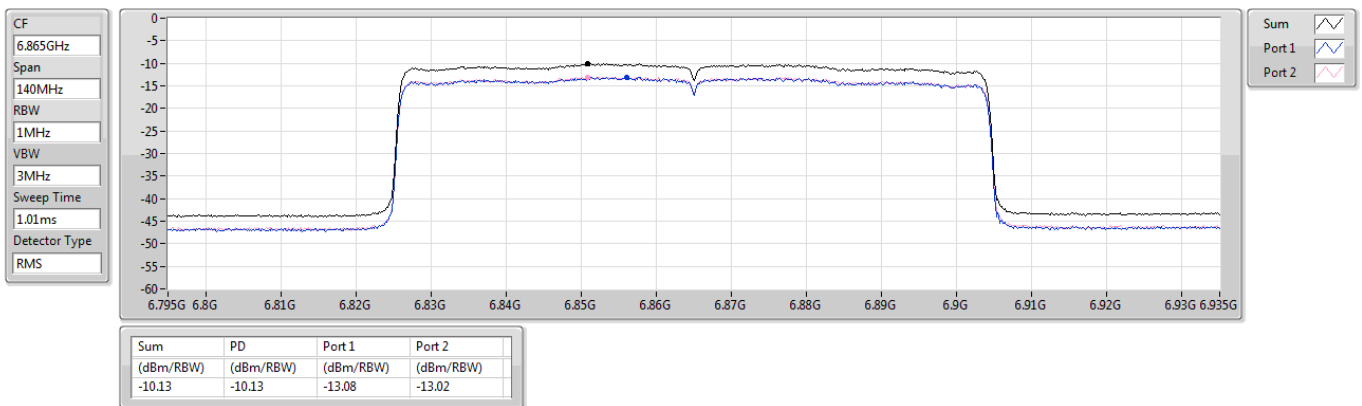
6785MHz



6.525-6.875GHz_802.11ax HEW80_Nss1,(MCS0)_2TX

PSD

6865MHz Straddle 6.525-6.875GHz

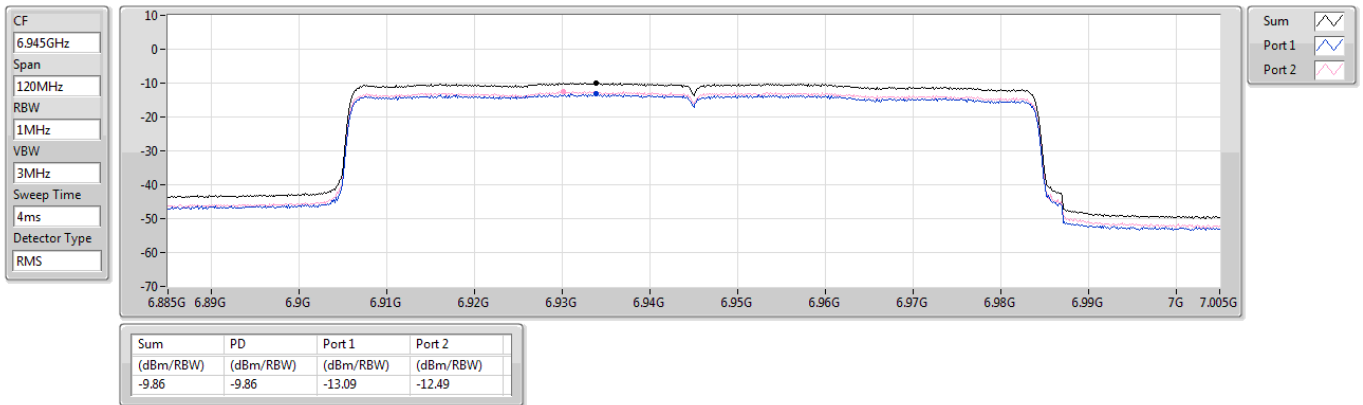




6.875-7.125GHz_802.11ax_HEW80_Nss1,(MCS0)_2TX

PSD

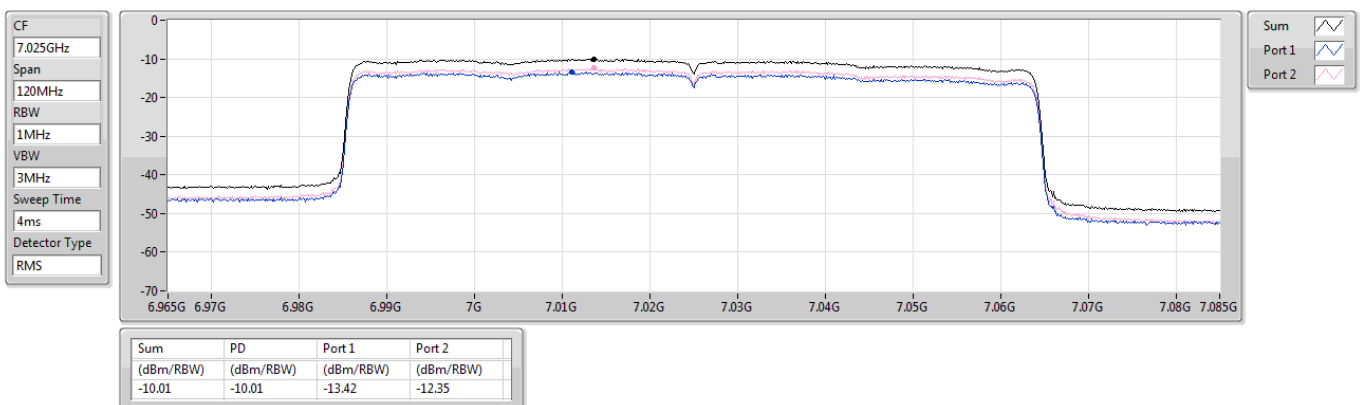
6945MHz



6.875-7.125GHz_802.11ax_HEW80_Nss1,(MCS0)_2TX

PSD

7025MHz



Summary

Mode	Result	F-Start (Hz)	F-Stop (Hz)	Type	DG (dBi)	P1 (dBm)	P2 (dBm)	Psum (dBm)	GRF (dB)	EIRP (dBm)	Limit (dBm)	Margin (dB)
5.925-6.425GHz	-	-	-	-	-	-	-	-		-	-	-
802.11ax HEW80_Nss1,(MCS0)_2TX-OFDMA	Pass	30M	1G	PK	8.21	-82.61	-80.47	-78.40	4.7	-65.49	-55.20	-10.29

DG = Directional Gain ; PX=Port X; Psum=P1+P2+...PX

Result

Mode	Result	F-Start (Hz)	F-Stop (Hz)	Type	Freq (Hz)	DG (dBi)	P1 (dBm)	P2 (dBm)	Psum (dBm)	GRF (dB)	EIRP (dBm)	Limit (dBm)	Margin (dB)
802.11ax HEW80_Nss1,(MCS0)_2TX-OFDMA	-	-	-	-	-	-	-	-	-		-	-	-
6385MHz	Pass	30M	1G	PK	67.73M	8.21	-82.61	-80.47	-78.40	4.7	-65.49	-55.20	-10.29

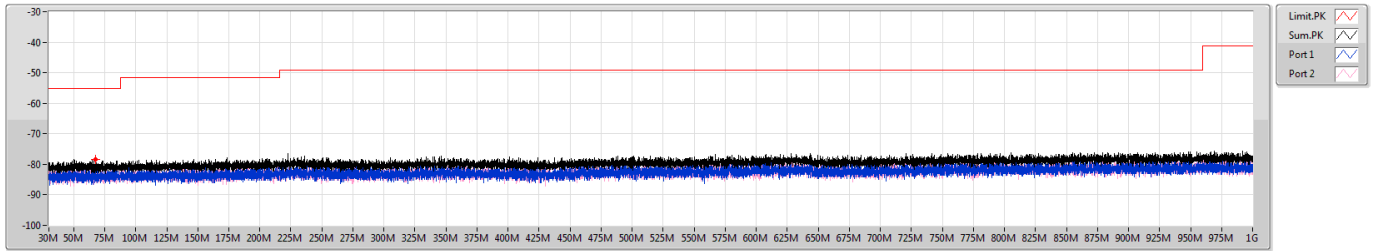
DG = Directional Gain ; PX=Port X; Psum=P1+P2+...PX



5.925-6.425GHz_802.11ax_HEW80_Nss1,(MCS0)_2TX

CSE Other [PK]

6385MHz



F-Start(Hz)	F-Stop(Hz)	RBW(Hz)	Type	Freq(Hz)	Prum(dBm)	P1(dBm)	P2(dBm)
30M	1G	100k	PK	67.73M	-78.40	-82.61	-80.47

Summary

Mode	Result	F-Start (Hz)	F-Stop (Hz)	Type	EIRP (dBm)	P1 (dBm)	P2 (dBm)	Psum (dBm)	Limit (dBm)	Margin (dB)	DG (dBi)
5.925-6.425GHz	-	-	-	-	-	-	-	-	-	-	-
802.11a_Nss1,(6Mbps)_2TX-OFDMA	Pass	1G	5G	AV	-54.81	-73.83	-63.40	-63.02	-41.20	-13.61	8.21
802.11ax HEW20_Nss1,(MCS0)_2TX-OFDMA	Pass	1G	5G	AV	-54.86	-73.58	-63.47	-63.07	-41.20	-13.66	8.21
802.11ax HEW40_Nss1,(MCS0)_2TX-OFDMA	Pass	1G	5G	AV	-55.14	-73.80	-63.76	-63.35	-41.20	-13.94	8.21
802.11ax HEW80_Nss1,(MCS0)_2TX-OFDMA	Pass	1G	5G	AV	-56.16	-74.29	-64.84	-64.37	-41.20	-14.96	8.21
6.425-6.525GHz	-	-	-	-	-	-	-	-	-	-	-
802.11a_Nss1,(6Mbps)_2TX	Pass	1G	5G	AV	-53.55	-72.64	-62.13	-61.76	-41.20	-12.35	8.21
802.11ax HEW20_Nss1,(MCS0)_2TX-OFDMA	Pass	1G	5G	AV	-53.34	-72.24	-61.94	-61.55	-41.20	-12.14	8.21
802.11ax HEW40_Nss1,(MCS0)_2TX-OFDMA	Pass	1G	5G	AV	-53.77	-72.09	-62.42	-61.98	-41.20	-12.57	8.21
802.11ax HEW80_Nss1,(MCS0)_2TX-OFDMA	Pass	1G	5G	AV	-54.49	-73.66	-63.06	-62.70	-41.20	-13.29	8.21
6.525-6.875GHz	-	-	-	-	-	-	-	-	-	-	-
802.11a_Nss1,(6Mbps)_2TX	Pass	1G	5G	AV	-52.90	-68.88	-61.91	-61.11	-41.20	-11.70	8.21
802.11ax HEW20_Nss1,(MCS0)_2TX-OFDMA	Pass	1G	5G	AV	-52.64	-69.19	-61.54	-60.85	-41.20	-11.44	8.21
802.11ax HEW40_Nss1,(MCS0)_2TX-OFDMA	Pass	1G	5G	AV	-53.02	-69.00	-62.02	-61.23	-41.20	-11.82	8.21
802.11ax HEW80_Nss1,(MCS0)_2TX-OFDMA	Pass	1G	5G	AV	-53.08	-69.70	-61.97	-61.29	-41.20	-11.88	8.21
6.875-7.125GHz	-	-	-	-	-	-	-	-	-	-	-
802.11a_Nss1,(6Mbps)_2TX	Pass	1G	5G	AV	-50.84	-65.60	-60.13	-59.05	-41.20	-9.64	8.21
802.11ax HEW20_Nss1,(MCS0)_2TX-OFDMA	Pass	1G	5G	AV	-50.58	-65.60	-59.80	-58.79	-41.20	-9.38	8.21
802.11ax HEW40_Nss1,(MCS0)_2TX-OFDMA	Pass	1G	5G	AV	-51.73	-67.19	-60.85	-59.94	-41.20	-10.53	8.21
802.11ax HEW80_Nss1,(MCS0)_2TX-OFDMA	Pass	1G	5G	AV	-52.82	-68.40	-61.91	-61.03	-41.20	-11.62	8.21

DG = Directional Gain ; PX=Port X; Psum=P1+P2+...PX

Result

Mode	Result	F-Start (Hz)	F-Stop (Hz)	Type	Freq (Hz)	DG (dBi)	P1 (dBm)	P2 (dBm)	Psum (dBm)	EIRP (dBm)	Limit (dBm)	Margin (dB)
802.11a_Nss1,(6Mbps)_2TX	-	-	-	-	-	-	-	-	-	-	-	-
5955MHz	Pass	1G	5G	AV	4.981G	8.21	-74.44	-74.44	-71.43	-63.22	-41.20	-22.02
5955MHz	Pass	1G	5G	AV	5G	8.21	-74.98	-74.42	-71.68	-63.47	-41.20	-22.27
5955MHz	Pass	1G	5G	PK	4.2G	8.21	-66.67	-63.54	-61.82	-53.61	-21.20	-32.41
5955MHz	Pass	1G	5G	PK	5G	8.21	-65.87	-66.07	-62.96	-54.75	-21.20	-33.55
6175MHz	Pass	1G	5G	AV	4.3995G	8.21	-74.61	-74.07	-71.32	-63.11	-41.20	-21.91
6175MHz	Pass	1G	5G	AV	5G	8.21	-74.42	-74.98	-71.68	-63.47	-41.20	-22.27
6175MHz	Pass	1G	5G	PK	4.972G	8.21	-64.35	-64.52	-61.42	-53.21	-21.20	-32.01
6175MHz	Pass	1G	5G	PK	5G	8.21	-66.28	-64.73	-62.43	-54.22	-21.20	-33.02
6415MHz	Pass	1G	5G	AV	4.277G	8.21	-73.83	-63.40	-63.02	-54.81	-41.20	-13.61
6415MHz	Pass	1G	5G	AV	5G	8.21	-75.27	-74.98	-72.11	-63.90	-41.20	-22.70
6415MHz	Pass	1G	5G	PK	4.277G	8.21	-67.47	-59.84	-59.15	-50.94	-21.20	-29.74
6415MHz	Pass	1G	5G	PK	5G	8.21	-65.67	-66.83	-63.20	-54.99	-21.20	-33.79
6435MHz	Pass	1G	5G	AV	4.29G	8.21	-73.45	-63.36	-62.95	-54.74	-41.20	-13.54
6435MHz	Pass	1G	5G	AV	5G	8.21	-74.42	-74.42	-71.41	-63.20	-41.20	-22.00
6435MHz	Pass	1G	5G	PK	4.2905G	8.21	-67.11	-59.90	-59.14	-50.93	-21.20	-29.73
6435MHz	Pass	1G	5G	PK	5G	8.21	-65.47	-65.87	-62.66	-54.45	-21.20	-33.25
6475MHz	Pass	1G	5G	AV	4.317G	8.21	-73.05	-62.59	-62.22	-54.01	-41.20	-12.81
6475MHz	Pass	1G	5G	AV	5G	8.21	-74.98	-74.69	-71.82	-63.61	-41.20	-22.41
6475MHz	Pass	1G	5G	PK	4.317G	8.21	-63.62	-59.76	-58.26	-50.05	-21.20	-28.85
6475MHz	Pass	1G	5G	PK	5G	8.21	-67.91	-65.87	-63.76	-55.55	-21.20	-34.35
6515MHz	Pass	1G	5G	AV	4.3435G	8.21	-72.64	-62.13	-61.76	-53.55	-41.20	-12.35
6515MHz	Pass	1G	5G	AV	5G	8.21	-74.98	-74.98	-71.97	-63.76	-41.20	-22.56
6515MHz	Pass	1G	5G	PK	4.344G	8.21	-65.97	-58.83	-58.06	-49.85	-21.20	-28.65
6515MHz	Pass	1G	5G	PK	5G	8.21	-66.83	-67.17	-63.99	-55.78	-21.20	-34.58
6535MHz	Pass	1G	5G	AV	4.357G	8.21	-72.02	-62.22	-61.79	-53.58	-41.20	-12.38
6535MHz	Pass	1G	5G	AV	5G	8.21	-74.98	-74.69	-71.82	-63.61	-41.20	-22.41
6535MHz	Pass	1G	5G	PK	4.357G	8.21	-65.03	-59.77	-58.64	-50.43	-21.20	-29.23
6535MHz	Pass	1G	5G	PK	5G	8.21	-67.06	-66.18	-63.59	-55.38	-21.20	-34.18
6715MHz	Pass	1G	5G	AV	4.2595G	8.21	-74.57	-74.30	-71.42	-63.21	-41.20	-22.01
6715MHz	Pass	1G	5G	AV	5G	8.21	-74.69	-75.27	-71.96	-63.75	-41.20	-22.55
6715MHz	Pass	1G	5G	PK	4.246G	8.21	-64.70	-64.10	-61.38	-53.17	-21.20	-31.97
6715MHz	Pass	1G	5G	PK	5G	8.21	-65.38	-65.28	-62.32	-54.11	-21.20	-32.91
6855MHz	Pass	1G	5G	AV	4.57G	8.21	-68.92	-61.95	-61.15	-52.94	-41.20	-11.74
6855MHz	Pass	1G	5G	AV	5G	8.21	-74.98	-74.98	-71.97	-63.76	-41.20	-22.56
6855MHz	Pass	1G	5G	PK	4.5705G	8.21	-63.19	-59.05	-57.63	-49.42	-21.20	-28.22
6855MHz	Pass	1G	5G	PK	5G	8.21	-65.87	-65.87	-62.86	-54.65	-21.20	-33.45
6875MHz Straddle 6.525-6.875GHz	Pass	1G	5G	AV	4.5835G	8.21	-68.88	-61.91	-61.11	-52.90	-41.20	-11.70
6875MHz Straddle 6.525-6.875GHz	Pass	1G	5G	AV	5G	8.21	-74.69	-74.98	-71.82	-63.61	-41.20	-22.41
6875MHz Straddle 6.525-6.875GHz	Pass	1G	5G	PK	4.584G	8.21	-63.45	-59.07	-57.72	-49.51	-21.20	-28.31
6875MHz Straddle 6.525-6.875GHz	Pass	1G	5G	PK	5G	8.21	-65.97	-65.67	-62.81	-54.60	-21.20	-33.40
6895MHz	Pass	1G	5G	AV	4.597G	8.21	-68.47	-61.89	-61.03	-52.82	-41.20	-11.62

Mode	Result	F-Start (Hz)	F-Stop (Hz)	Type	Freq (Hz)	DG (dBi)	P1 (dBm)	P2 (dBm)	Psum (dBm)	EIRP (dBm)	Limit (dBm)	Margin (dB)
6895MHz	Pass	1G	5G	AV	5G	8.21	-74.98	-75.27	-72.11	-63.90	-41.20	-22.70
6895MHz	Pass	1G	5G	PK	4.597G	8.21	-63.71	-58.88	-57.65	-49.44	-21.20	-28.24
6895MHz	Pass	1G	5G	PK	5G	8.21	-67.41	-66.83	-64.10	-55.89	-21.20	-34.69
7015MHz	Pass	1G	5G	AV	4.677G	8.21	-68.29	-62.15	-61.20	-52.99	-41.20	-11.79
7015MHz	Pass	1G	5G	AV	5G	8.21	-75.27	-74.69	-71.96	-63.75	-41.20	-22.55
7015MHz	Pass	1G	5G	PK	4.677G	8.21	-62.01	-58.27	-56.74	-48.53	-21.20	-27.33
7015MHz	Pass	1G	5G	PK	5G	8.21	-66.94	-65.57	-63.19	-54.98	-21.20	-33.78
7095MHz	Pass	1G	5G	AV	4.73G	8.21	-67.40	-61.00	-60.10	-51.89	-41.20	-10.69
7095MHz	Pass	1G	5G	AV	5G	8.21	-74.69	-75.27	-71.96	-63.75	-41.20	-22.55
7095MHz	Pass	1G	5G	PK	4.7305G	8.21	-62.57	-57.68	-56.46	-48.25	-21.20	-27.05
7095MHz	Pass	1G	5G	PK	5G	8.21	-66.18	-67.29	-63.69	-55.48	-21.20	-34.28
7115MHz	Pass	1G	5G	AV	4.7435G	8.21	-65.60	-60.13	-59.05	-50.84	-41.20	-9.64
7115MHz	Pass	1G	5G	AV	5G	8.21	-75.16	-74.86	-72.00	-63.79	-41.20	-22.59
7115MHz	Pass	1G	5G	PK	4.744G	8.21	-61.02	-56.81	-55.41	-47.20	-21.20	-26.00
7115MHz	Pass	1G	5G	PK	5G	8.21	-65.55	-66.06	-62.79	-54.58	-21.20	-33.38
802.11ax HEW20_Nss1,(MCS0)_2TX-OFDMA	-	-	-	-	-	-	-	-	-	-	-	-
5955MHz	Pass	1G	5G	AV	4.2775G	8.21	-74.92	-74.09	-71.47	-63.26	-41.20	-22.06
5955MHz	Pass	1G	5G	AV	5G	8.21	-74.98	-74.98	-71.97	-63.76	-41.20	-22.56
5955MHz	Pass	1G	5G	PK	4.962G	8.21	-67.17	-62.20	-61.00	-52.79	-21.20	-31.59
5955MHz	Pass	1G	5G	PK	5G	8.21	-67.41	-66.50	-63.92	-55.71	-21.20	-34.51
6175MHz	Pass	1G	5G	AV	4.253G	8.21	-74.01	-74.84	-71.39	-63.18	-41.20	-21.98
6175MHz	Pass	1G	5G	AV	5G	8.21	-74.98	-74.98	-71.97	-63.76	-41.20	-22.56
6175MHz	Pass	1G	5G	PK	4.086G	8.21	-63.97	-65.43	-61.63	-53.42	-21.20	-32.22
6175MHz	Pass	1G	5G	PK	5G	8.21	-65.47	-65.77	-62.61	-54.40	-21.20	-33.20
6415MHz	Pass	1G	5G	AV	4.277G	8.21	-73.58	-63.47	-63.07	-54.86	-41.20	-13.66
6415MHz	Pass	1G	5G	AV	5G	8.21	-74.69	-74.69	-71.68	-63.47	-41.20	-22.27
6415MHz	Pass	1G	5G	PK	4.2775G	8.21	-66.77	-60.69	-59.73	-51.52	-21.20	-30.32
6415MHz	Pass	1G	5G	PK	5G	8.21	-66.07	-66.28	-63.16	-54.95	-21.20	-33.75
6435MHz	Pass	1G	5G	AV	4.29G	8.21	-73.69	-63.36	-62.98	-54.77	-41.20	-13.57
6435MHz	Pass	1G	5G	AV	5G	8.21	-74.98	-74.98	-71.97	-63.76	-41.20	-22.56
6435MHz	Pass	1G	5G	PK	4.2905G	8.21	-65.82	-59.85	-58.87	-50.66	-21.20	-29.46
6435MHz	Pass	1G	5G	PK	5G	8.21	-66.83	-66.28	-63.54	-55.33	-21.20	-34.13
6475MHz	Pass	1G	5G	AV	4.317G	8.21	-73.05	-62.66	-62.28	-54.07	-41.20	-12.87
6475MHz	Pass	1G	5G	AV	5G	8.21	-74.69	-74.98	-71.82	-63.61	-41.20	-22.41
6475MHz	Pass	1G	5G	PK	4.317G	8.21	-65.54	-59.06	-58.18	-49.97	-21.20	-28.77
6475MHz	Pass	1G	5G	PK	5G	8.21	-67.53	-66.94	-64.21	-56.00	-21.20	-34.80
6515MHz	Pass	1G	5G	AV	4.3435G	8.21	-72.24	-61.94	-61.55	-53.34	-41.20	-12.14
6515MHz	Pass	1G	5G	AV	5G	8.21	-74.98	-74.69	-71.82	-63.61	-41.20	-22.41
6515MHz	Pass	1G	5G	PK	4.344G	8.21	-64.32	-58.62	-57.58	-49.37	-21.20	-28.17
6515MHz	Pass	1G	5G	PK	5G	8.21	-67.66	-67.29	-64.46	-56.25	-21.20	-35.05
6535MHz	Pass	1G	5G	AV	4.357G	8.21	-72.02	-62.28	-61.84	-53.63	-41.20	-12.43
6535MHz	Pass	1G	5G	AV	5G	8.21	-75.27	-75.27	-72.26	-64.05	-41.20	-22.85

Mode	Result	F-Start (Hz)	F-Stop (Hz)	Type	Freq (Hz)	DG (dBi)	P1 (dBm)	P2 (dBm)	Psum (dBm)	EIRP (dBm)	Limit (dBm)	Margin (dB)
6535MHz	Pass	1G	5G	PK	4.357G	8.21	-64.13	-59.96	-58.55	-50.34	-21.20	-29.14
6535MHz	Pass	1G	5G	PK	5G	8.21	-65.19	-66.94	-62.97	-54.76	-21.20	-33.56
6715MHz	Pass	1G	5G	AV	4.396G	8.21	-74.40	-74.40	-71.39	-63.18	-41.20	-21.98
6715MHz	Pass	1G	5G	AV	5G	8.21	-75.27	-74.98	-72.11	-63.90	-41.20	-22.70
6715MHz	Pass	1G	5G	PK	4.986G	8.21	-64.06	-66.62	-62.14	-53.93	-21.20	-32.73
6715MHz	Pass	1G	5G	PK	5G	8.21	-67.06	-66.60	-63.81	-55.60	-21.20	-34.40
6855MHz	Pass	1G	5G	AV	4.57G	8.21	-69.19	-61.54	-60.85	-52.64	-41.20	-11.44
6855MHz	Pass	1G	5G	AV	5G	8.21	-74.98	-75.27	-72.11	-63.90	-41.20	-22.70
6855MHz	Pass	1G	5G	PK	4.5705G	8.21	-64.37	-59.36	-58.17	-49.96	-21.20	-28.76
6855MHz	Pass	1G	5G	PK	5G	8.21	-67.17	-68.17	-64.63	-56.42	-21.20	-35.22
6875MHz Straddle 6.525-6.875GHz	Pass	1G	5G	AV	4.5835G	8.21	-69.15	-61.85	-61.11	-52.90	-41.20	-11.70
6875MHz Straddle 6.525-6.875GHz	Pass	1G	5G	AV	5G	8.21	-74.98	-74.42	-71.68	-63.47	-41.20	-22.27
6875MHz Straddle 6.525-6.875GHz	Pass	1G	5G	PK	4.5835G	8.21	-62.57	-58.53	-57.09	-48.88	-21.20	-27.68
6875MHz Straddle 6.525-6.875GHz	Pass	1G	5G	PK	5G	8.21	-66.18	-65.87	-63.01	-54.80	-21.20	-33.60
6895MHz	Pass	1G	5G	AV	4.597G	8.21	-68.99	-61.95	-61.17	-52.96	-41.20	-11.76
6895MHz	Pass	1G	5G	AV	5G	8.21	-74.98	-74.98	-71.97	-63.76	-41.20	-22.56
6895MHz	Pass	1G	5G	PK	4.597G	8.21	-63.21	-58.96	-57.57	-49.36	-21.20	-28.16
6895MHz	Pass	1G	5G	PK	5G	8.21	-66.60	-66.72	-63.65	-55.44	-21.20	-34.24
7015MHz	Pass	1G	5G	AV	4.677G	8.21	-68.17	-61.80	-60.90	-52.69	-41.20	-11.49
7015MHz	Pass	1G	5G	AV	5G	8.21	-74.98	-75.27	-72.11	-63.90	-41.20	-22.70
7015MHz	Pass	1G	5G	PK	4.677G	8.21	-62.93	-58.70	-57.31	-49.10	-21.20	-27.90
7015MHz	Pass	1G	5G	PK	5G	8.21	-66.39	-65.87	-63.11	-54.90	-21.20	-33.70
7095MHz	Pass	1G	5G	AV	4.73G	8.21	-67.29	-60.95	-60.04	-51.83	-41.20	-10.63
7095MHz	Pass	1G	5G	AV	5G	8.21	-74.69	-75.27	-71.96	-63.75	-41.20	-22.55
7095MHz	Pass	1G	5G	PK	4.7305G	8.21	-63.15	-57.71	-56.62	-48.41	-21.20	-27.21
7095MHz	Pass	1G	5G	PK	5G	8.21	-65.67	-64.91	-62.26	-54.05	-21.20	-32.85
7115MHz	Pass	1G	5G	AV	4.7435G	8.21	-65.60	-59.80	-58.79	-50.58	-41.20	-9.38
7115MHz	Pass	1G	5G	AV	5G	8.21	-75.16	-74.86	-72.00	-63.79	-41.20	-22.59
7115MHz	Pass	1G	5G	PK	4.744G	8.21	-61.18	-56.81	-55.46	-47.25	-21.20	-26.05
7115MHz	Pass	1G	5G	PK	5G	8.21	-65.65	-65.75	-62.69	-54.48	-21.20	-33.28
802.11ax HEW40_Nss1,(MCS0)_2TX-OFDMA	-	-	-	-	-	-	-	-	-	-	-	-
5965MHz	Pass	1G	5G	AV	4.995G	8.21	-74.43	-74.43	-71.42	-63.21	-41.20	-22.01
5965MHz	Pass	1G	5G	AV	5G	8.21	-75.27	-75.27	-72.26	-64.05	-41.20	-22.85
5965MHz	Pass	1G	5G	PK	4.3865G	8.21	-65.63	-63.06	-61.15	-52.94	-21.20	-31.74
5965MHz	Pass	1G	5G	PK	5G	8.21	-65.77	-67.06	-63.36	-55.15	-21.20	-33.95
6165MHz	Pass	1G	5G	AV	4.264G	8.21	-74.58	-74.31	-71.43	-63.22	-41.20	-22.02
6165MHz	Pass	1G	5G	AV	5G	8.21	-74.98	-75.27	-72.11	-63.90	-41.20	-22.70
6165MHz	Pass	1G	5G	PK	4.2385G	8.21	-63.75	-64.50	-61.10	-52.89	-21.20	-31.69
6165MHz	Pass	1G	5G	PK	5G	8.21	-66.72	-66.94	-63.82	-55.61	-21.20	-34.41
6405MHz	Pass	1G	5G	AV	4.27G	8.21	-73.80	-63.76	-63.35	-55.14	-41.20	-13.94
6405MHz	Pass	1G	5G	AV	5G	8.21	-74.98	-74.69	-71.82	-63.61	-41.20	-22.41
6405MHz	Pass	1G	5G	PK	4.2705G	8.21	-67.44	-60.22	-59.47	-51.26	-21.20	-30.06

Mode	Result	F-Start (Hz)	F-Stop (Hz)	Type	Freq (Hz)	DG (dBi)	P1 (dBm)	P2 (dBm)	Psum (dBm)	EIRP (dBm)	Limit (dBm)	Margin (dB)
6405MHz	Pass	1G	5G	PK	5G	8.21	-66.60	-65.28	-62.88	-54.67	-21.20	-33.47
6445MHz	Pass	1G	5G	AV	4.2965G	8.21	-74.00	-63.19	-62.84	-54.63	-41.20	-13.43
6445MHz	Pass	1G	5G	AV	5G	8.21	-74.98	-74.98	-71.97	-63.76	-41.20	-22.56
6445MHz	Pass	1G	5G	PK	4.297G	8.21	-64.00	-59.37	-58.08	-49.87	-21.20	-28.67
6445MHz	Pass	1G	5G	PK	5G	8.21	-66.94	-65.19	-62.97	-54.76	-21.20	-33.56
6485MHz	Pass	1G	5G	AV	4.3235G	8.21	-73.13	-62.48	-62.12	-53.91	-41.20	-12.71
6485MHz	Pass	1G	5G	AV	5G	8.21	-74.15	-74.98	-71.53	-63.32	-41.20	-22.12
6485MHz	Pass	1G	5G	PK	4.324G	8.21	-66.21	-60.39	-59.38	-51.17	-21.20	-29.97
6485MHz	Pass	1G	5G	PK	5G	8.21	-65.47	-65.77	-62.61	-54.40	-21.20	-33.20
6525MHz Straddle 6.425-6.525GHz	Pass	1G	5G	AV	4.35G	8.21	-72.09	-62.42	-61.98	-53.77	-41.20	-12.57
6525MHz Straddle 6.425-6.525GHz	Pass	1G	5G	AV	5G	8.21	-74.98	-74.98	-71.97	-63.76	-41.20	-22.56
6525MHz Straddle 6.425-6.525GHz	Pass	1G	5G	PK	4.3505G	8.21	-65.54	-59.21	-58.30	-50.09	-21.20	-28.89
6525MHz Straddle 6.425-6.525GHz	Pass	1G	5G	PK	5G	8.21	-67.06	-65.00	-62.90	-54.69	-21.20	-33.49
6565MHz	Pass	1G	5G	AV	4.377G	8.21	-72.18	-62.24	-61.82	-53.61	-41.20	-12.41
6565MHz	Pass	1G	5G	AV	5G	8.21	-75.27	-75.27	-72.26	-64.05	-41.20	-22.85
6565MHz	Pass	1G	5G	PK	4.377G	8.21	-65.61	-58.82	-57.99	-49.78	-21.20	-28.58
6565MHz	Pass	1G	5G	PK	5G	8.21	-66.60	-66.50	-63.54	-55.33	-21.20	-34.13
6725MHz	Pass	1G	5G	AV	4.267G	8.21	-74.88	-74.05	-71.43	-63.22	-41.20	-22.02
6725MHz	Pass	1G	5G	AV	5G	8.21	-74.98	-74.69	-71.82	-63.61	-41.20	-22.41
6725MHz	Pass	1G	5G	PK	4.9825G	8.21	-67.19	-63.28	-61.80	-53.59	-21.20	-32.39
6725MHz	Pass	1G	5G	PK	5G	8.21	-66.07	-66.07	-63.06	-54.85	-21.20	-33.65
6845MHz	Pass	1G	5G	AV	4.28G	8.21	-74.38	-74.38	-71.37	-63.16	-41.20	-21.96
6845MHz	Pass	1G	5G	AV	5G	8.21	-74.98	-74.98	-71.97	-63.76	-41.20	-22.56
6845MHz	Pass	1G	5G	PK	4.235G	8.21	-66.80	-62.38	-61.04	-52.83	-21.20	-31.63
6845MHz	Pass	1G	5G	PK	5G	8.21	-65.47	-65.00	-62.22	-54.01	-21.20	-32.81
6885MHz Straddle 6.525-6.875GHz	Pass	1G	5G	AV	4.59G	8.21	-69.00	-62.02	-61.23	-53.02	-41.20	-11.82
6885MHz Straddle 6.525-6.875GHz	Pass	1G	5G	AV	5G	8.21	-74.98	-74.15	-71.53	-63.32	-41.20	-22.12
6885MHz Straddle 6.525-6.875GHz	Pass	1G	5G	PK	4.5905G	8.21	-63.43	-59.01	-57.67	-49.46	-21.20	-28.26
6885MHz Straddle 6.525-6.875GHz	Pass	1G	5G	PK	5G	8.21	-66.50	-66.28	-63.38	-55.17	-21.20	-33.97
6925MHz	Pass	1G	5G	AV	4.617G	8.21	-69.05	-61.71	-60.97	-52.76	-41.20	-11.56
6925MHz	Pass	1G	5G	AV	5G	8.21	-74.98	-74.69	-71.82	-63.61	-41.20	-22.41
6925MHz	Pass	1G	5G	PK	4.617G	8.21	-63.21	-59.06	-57.65	-49.44	-21.20	-28.24
6925MHz	Pass	1G	5G	PK	5G	8.21	-66.28	-66.07	-63.16	-54.95	-21.20	-33.75
7005MHz	Pass	1G	5G	AV	4.67G	8.21	-68.26	-61.88	-60.98	-52.77	-41.20	-11.57
7005MHz	Pass	1G	5G	AV	5G	8.21	-74.98	-75.27	-72.11	-63.90	-41.20	-22.70
7005MHz	Pass	1G	5G	PK	4.6705G	8.21	-63.17	-58.64	-57.33	-49.12	-21.20	-27.92
7005MHz	Pass	1G	5G	PK	5G	8.21	-66.39	-66.07	-63.22	-55.01	-21.20	-33.81
7085MHz	Pass	1G	5G	AV	4.7235G	8.21	-67.19	-60.85	-59.94	-51.73	-41.20	-10.53
7085MHz	Pass	1G	5G	AV	5G	8.21	-74.98	-74.69	-71.82	-63.61	-41.20	-22.41
7085MHz	Pass	1G	5G	PK	4.7235G	8.21	-62.39	-57.97	-56.63	-48.42	-21.20	-27.22
7085MHz	Pass	1G	5G	PK	5G	8.21	-65.38	-64.22	-61.75	-53.54	-21.20	-32.34
802.11ax HEW80_Nss1,(MCS0)_2TX-OFDMA	-	-	-	-	-	-	-	-	-	-	-	-

Mode	Result	F-Start (Hz)	F-Stop (Hz)	Type	Freq (Hz)	DG (dBi)	P1 (dBm)	P2 (dBm)	Psum (dBm)	EIRP (dBm)	Limit (dBm)	Margin (dB)
5985MHz	Pass	1G	5G	AV	4.2695G	8.21	-74.60	-74.32	-71.45	-63.24	-41.20	-22.04
5985MHz	Pass	1G	5G	AV	5G	8.21	-74.69	-74.69	-71.68	-63.47	-41.20	-22.27
5985MHz	Pass	1G	5G	PK	4.2505G	8.21	-65.33	-63.58	-61.36	-53.15	-21.20	-31.95
5985MHz	Pass	1G	5G	PK	5G	8.21	-67.17	-65.97	-63.52	-55.31	-21.20	-34.11
6145MHz	Pass	1G	5G	AV	4.983G	8.21	-74.71	-74.17	-71.42	-63.21	-41.20	-22.01
6145MHz	Pass	1G	5G	AV	5G	8.21	-75.27	-74.98	-72.11	-63.90	-41.20	-22.70
6145MHz	Pass	1G	5G	PK	4.893G	8.21	-64.28	-65.93	-62.02	-53.81	-21.20	-32.61
6145MHz	Pass	1G	5G	PK	5G	8.21	-66.28	-66.28	-63.27	-55.06	-21.20	-33.86
6385MHz	Pass	1G	5G	AV	4.2565G	8.21	-74.29	-64.84	-64.37	-56.16	-41.20	-14.96
6385MHz	Pass	1G	5G	AV	5G	8.21	-74.42	-75.27	-71.81	-63.60	-41.20	-22.40
6385MHz	Pass	1G	5G	PK	4.257G	8.21	-66.05	-60.24	-59.23	-51.02	-21.20	-29.82
6385MHz	Pass	1G	5G	PK	5G	8.21	-66.60	-65.87	-63.21	-55.00	-21.20	-33.80
6465MHz	Pass	1G	5G	AV	4.31G	8.21	-73.66	-63.06	-62.70	-54.49	-41.20	-13.29
6465MHz	Pass	1G	5G	AV	5G	8.21	-75.27	-74.98	-72.11	-63.90	-41.20	-22.70
6465MHz	Pass	1G	5G	PK	4.3105G	8.21	-64.92	-59.72	-58.57	-50.36	-21.20	-29.16
6465MHz	Pass	1G	5G	PK	5G	8.21	-66.39	-66.50	-63.43	-55.22	-21.20	-34.02
6545MHz Straddle 6.425-6.525GHz	Pass	1G	5G	AV	4.3635G	8.21	-72.34	-63.21	-62.71	-54.50	-41.20	-13.30
6545MHz Straddle 6.425-6.525GHz	Pass	1G	5G	AV	5G	8.21	-74.98	-74.69	-71.82	-63.61	-41.20	-22.41
6545MHz Straddle 6.425-6.525GHz	Pass	1G	5G	PK	4.364G	8.21	-63.60	-59.51	-58.08	-49.87	-21.20	-28.67
6545MHz Straddle 6.425-6.525GHz	Pass	1G	5G	PK	5G	8.21	-67.53	-66.28	-63.85	-55.64	-21.20	-34.44
6625MHz	Pass	1G	5G	AV	4.9825G	8.21	-73.91	-74.71	-71.28	-63.07	-41.20	-21.87
6625MHz	Pass	1G	5G	AV	5G	8.21	-74.42	-74.98	-71.68	-63.47	-41.20	-22.27
6625MHz	Pass	1G	5G	PK	4.176G	8.21	-65.88	-64.13	-61.91	-53.70	-21.20	-32.50
6625MHz	Pass	1G	5G	PK	5G	8.21	-65.77	-66.07	-62.91	-54.70	-21.20	-33.50
6705MHz	Pass	1G	5G	AV	4.992G	8.21	-74.16	-74.71	-71.42	-63.21	-41.20	-22.01
6705MHz	Pass	1G	5G	AV	5G	8.21	-75.27	-74.98	-72.11	-63.90	-41.20	-22.70
6705MHz	Pass	1G	5G	PK	4.2085G	8.21	-65.81	-63.84	-61.70	-53.49	-21.20	-32.29
6705MHz	Pass	1G	5G	PK	5G	8.21	-66.39	-66.07	-63.22	-55.01	-21.20	-33.81
6785MHz	Pass	1G	5G	AV	4.5235G	8.21	-69.70	-61.97	-61.29	-53.08	-41.20	-11.88
6785MHz	Pass	1G	5G	AV	5G	8.21	-74.69	-74.69	-71.68	-63.47	-41.20	-22.27
6785MHz	Pass	1G	5G	PK	4.524G	8.21	-64.31	-58.10	-57.17	-48.96	-21.20	-27.76
6785MHz	Pass	1G	5G	PK	5G	8.21	-66.94	-68.04	-64.44	-56.23	-21.20	-35.03
6865MHz Straddle 6.525-6.875GHz	Pass	1G	5G	AV	4.577G	8.21	-69.58	-62.10	-61.39	-53.18	-41.20	-11.98
6865MHz Straddle 6.525-6.875GHz	Pass	1G	5G	AV	5G	8.21	-75.27	-74.98	-72.11	-63.90	-41.20	-22.70
6865MHz Straddle 6.525-6.875GHz	Pass	1G	5G	PK	4.577G	8.21	-64.36	-59.56	-58.32	-50.11	-21.20	-28.91
6865MHz Straddle 6.525-6.875GHz	Pass	1G	5G	PK	5G	8.21	-66.60	-67.29	-63.92	-55.71	-21.20	-34.51
6945MHz	Pass	1G	5G	AV	4.63G	8.21	-68.97	-61.82	-61.05	-52.84	-41.20	-11.64
6945MHz	Pass	1G	5G	AV	5G	8.21	-74.98	-74.98	-71.97	-63.76	-41.20	-22.56
6945MHz	Pass	1G	5G	PK	4.6305G	8.21	-62.53	-59.03	-57.43	-49.22	-21.20	-28.02
6945MHz	Pass	1G	5G	PK	5G	8.21	-65.38	-66.28	-62.80	-54.59	-21.20	-33.39
7025MHz	Pass	1G	5G	AV	4.6835G	8.21	-68.40	-61.91	-61.03	-52.82	-41.20	-11.62
7025MHz	Pass	1G	5G	AV	5G	8.21	-74.98	-74.98	-71.97	-63.76	-41.20	-22.56



Mode	Result	F-Start (Hz)	F-Stop (Hz)	Type	Freq (Hz)	DG (dBi)	P1 (dBm)	P2 (dBm)	Psum (dBm)	EIRP (dBm)	Limit (dBm)	Margin (dB)
7025MHz	Pass	1G	5G	PK	4.684G	8.21	-63.66	-59.02	-57.74	-49.53	-21.20	-28.33
7025MHz	Pass	1G	5G	PK	5G	8.21	-65.67	-66.94	-63.25	-55.04	-21.20	-33.84

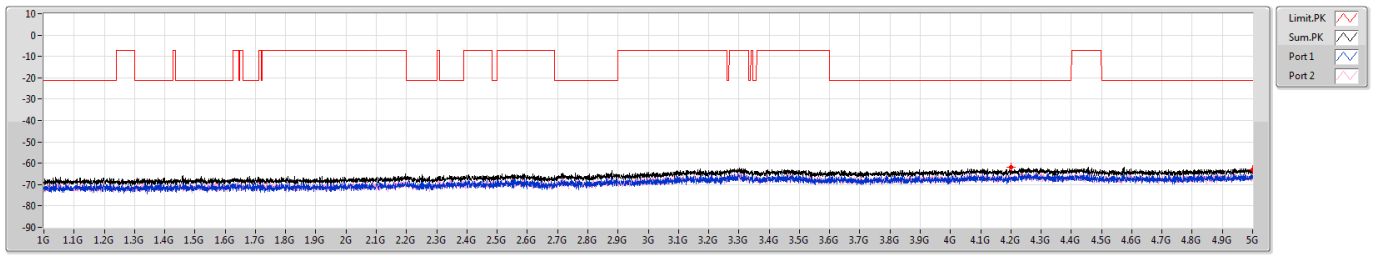
DG = Directional Gain ; PX=Port X; Psum=P1+P2+...PX



5.925-6.425GHz_802.11a_Nss1,(6Mbps)_2TX

CSE Other [PK]

5955MHz

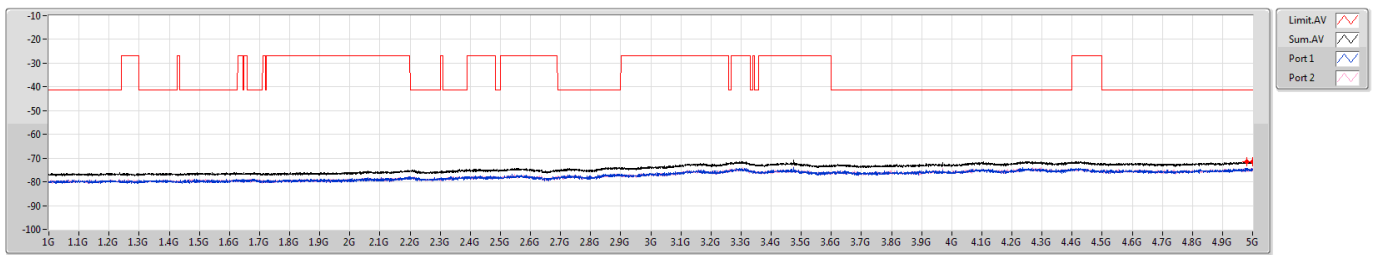


F-Start(Hz)	F-Stop(Hz)	RBW(Hz)	Type	Freq(Hz)	Psum(dBm)	P1(dBm)	P2(dBm)
1G	5G	1M	PK	4.2G	-61.82	-66.67	-63.54
1G	5G	1M	PK	5G	-62.96	-65.87	-66.07

5.925-6.425GHz_802.11a_Nss1,(6Mbps)_2TX

CSE Other [AV]

5955MHz



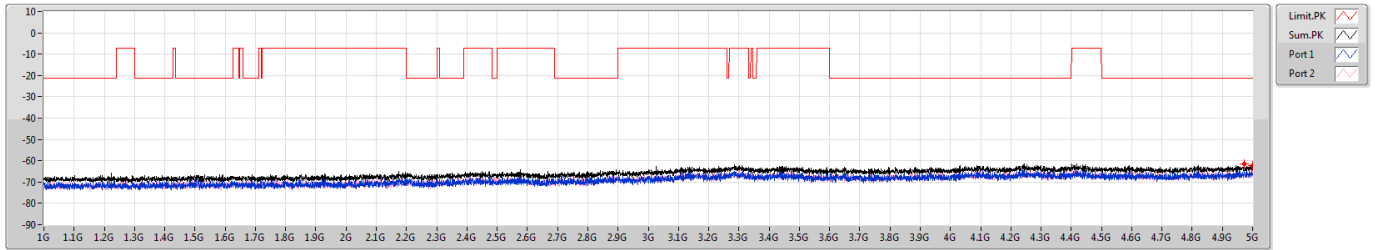
F-Start(Hz)	F-Stop(Hz)	RBW(Hz)	Type	Freq(Hz)	Psum(dBm)	P1(dBm)	P2(dBm)
1G	5G	1M	AV	4.981G	-71.43	-74.44	-74.44
1G	5G	1M	AV	5G	-71.68	-74.98	-74.42



5.925-6.425GHz_802.11a_Nss1,(6Mbps)_2TX

CSE Other [PK]

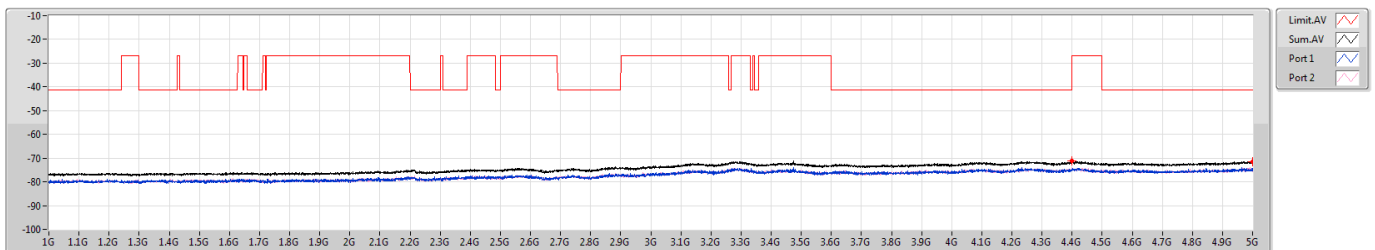
6175MHz



5.925-6.425GHz_802.11a_Nss1,(6Mbps)_2TX

CSE Other [AV]

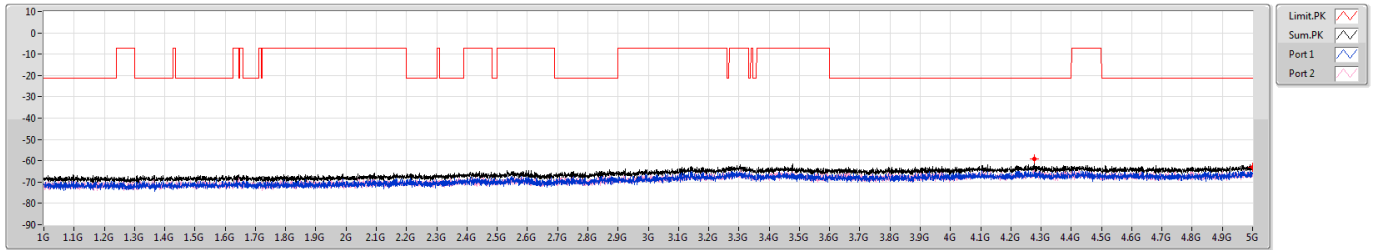
6175MHz



5.925-6.425GHz_802.11a_Nss1,(6Mbps)_2TX

CSE Other [PK]

6415MHz

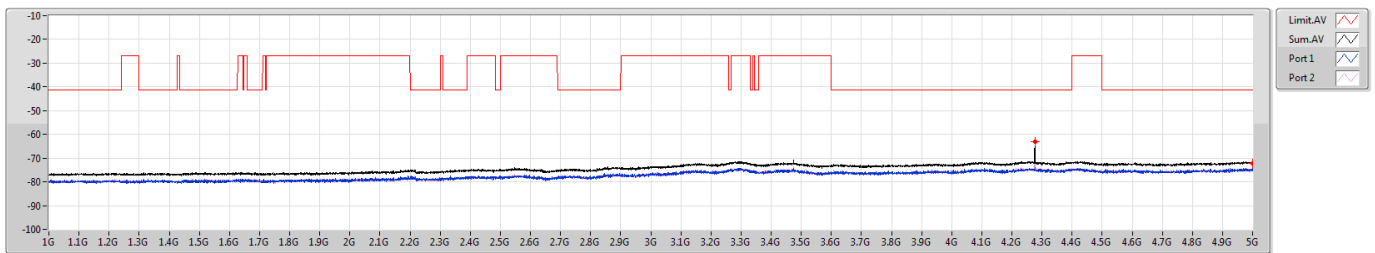


F-Start(Hz)	F-Stop(Hz)	RBW(Hz)	Type	Freq(Hz)	Psum(dBm)	P1(dBm)	P2(dBm)
1G	5G	1M	PK	4.277G	-59.15	-67.47	-59.84
1G	5G	1M	PK	5G	-63.20	-65.67	-66.83

5.925-6.425GHz_802.11a_Nss1,(6Mbps)_2TX

CSE Other [AV]

6415MHz



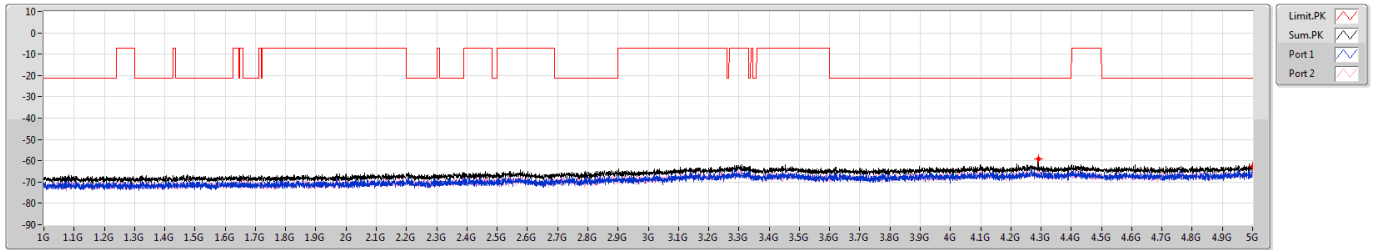
F-Start(Hz)	F-Stop(Hz)	RBW(Hz)	Type	Freq(Hz)	Psum(dBm)	P1(dBm)	P2(dBm)
1G	5G	1M	AV	4.277G	-63.02	-73.83	-63.40
1G	5G	1M	AV	5G	-72.11	-75.27	-74.98



6.425-6.525GHz_802.11a_Nss1,(6Mbps)_2TX

CSE Other [PK]

6435MHz

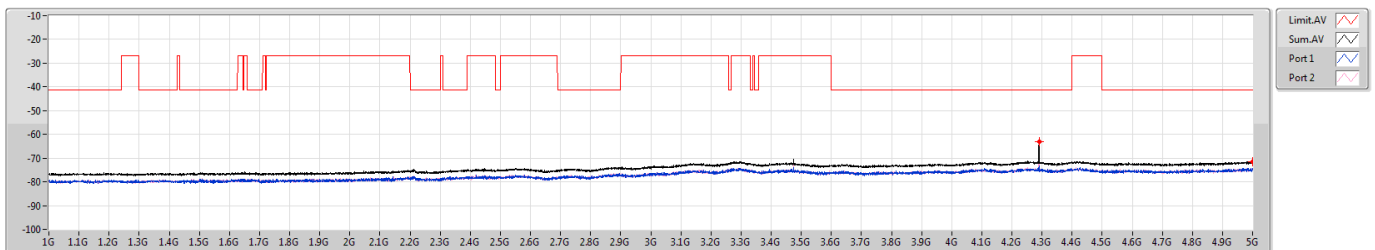


F-Start(Hz)	F-Stop(Hz)	RBW(Hz)	Type	Freq(Hz)	Psum(dBm)	P1(dBm)	P2(dBm)
1G	5G	1M	PK	4.2905G	-59.14	-67.11	-59.90
1G	5G	1M	PK	5G	-62.66	-65.47	-65.87

6.425-6.525GHz_802.11a_Nss1,(6Mbps)_2TX

CSE Other [AV]

6435MHz

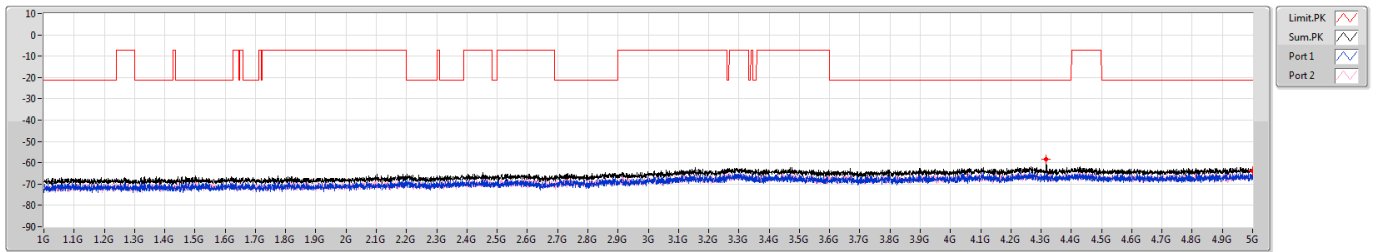


F-Start(Hz)	F-Stop(Hz)	RBW(Hz)	Type	Freq(Hz)	Psum(dBm)	P1(dBm)	P2(dBm)
1G	5G	1M	AV	4.29G	-62.95	-73.45	-63.36
1G	5G	1M	AV	5G	-71.41	-74.42	-74.42

6.425-6.525GHz_802.11a_Nss1,(6Mbps)_2TX

CSE Other [PK]

6475MHz

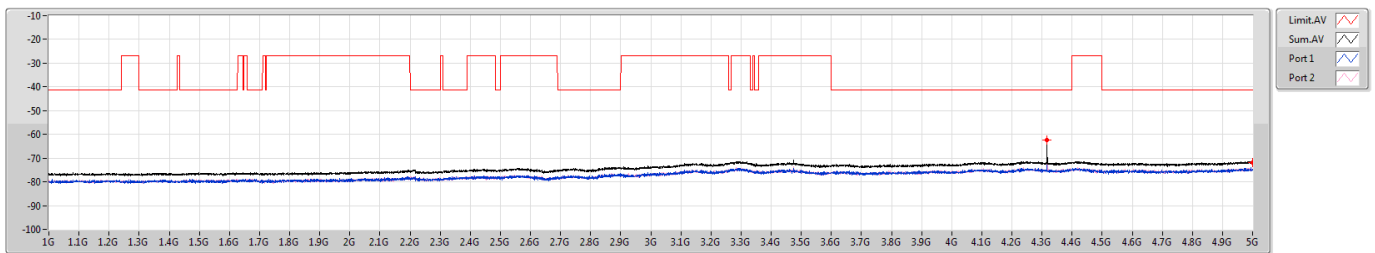


F-Start(Hz)	F-Stop(Hz)	RBW(Hz)	Type	Freq(Hz)	Psum(dBm)	P1(dBm)	P2(dBm)
1G	5G	1M	PK	4.317G	-58.26	-63.62	-59.76
1G	5G	1M	PK	5G	-63.76	-67.91	-65.87

6.425-6.525GHz_802.11a_Nss1,(6Mbps)_2TX

CSE Other [AV]

6475MHz



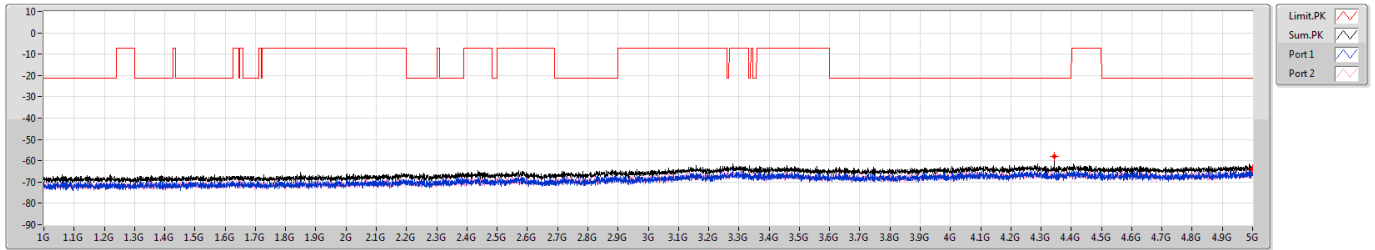
F-Start(Hz)	F-Stop(Hz)	RBW(Hz)	Type	Freq(Hz)	Psum(dBm)	P1(dBm)	P2(dBm)
1G	5G	1M	AV	4.317G	-62.22	-73.05	-62.59
1G	5G	1M	AV	5G	-71.82	-74.98	-74.69



6.425-6.525GHz_802.11a_Nss1,(6Mbps)_2TX

CSE Other [PK]

6515MHz

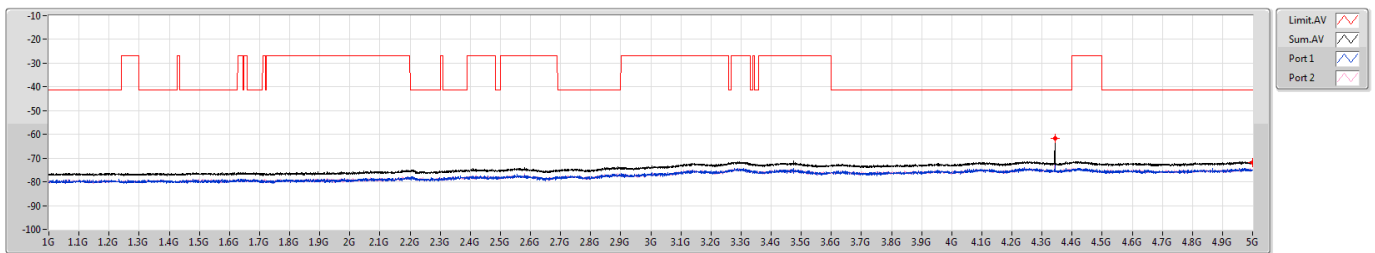


F-Start(Hz)	F-Stop(Hz)	RBW(Hz)	Type	Freq(Hz)	Psum(dBm)	P1(dBm)	P2(dBm)
1G	5G	1M	PK	4.344G	-58.06	-65.97	-58.83
1G	5G	1M	PK	5G	-63.99	-66.83	-67.17

6.425-6.525GHz_802.11a_Nss1,(6Mbps)_2TX

CSE Other [AV]

6515MHz



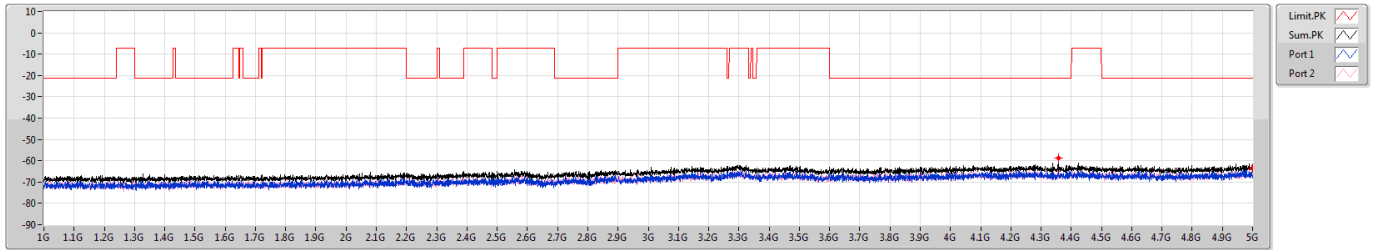
F-Start(Hz)	F-Stop(Hz)	RBW(Hz)	Type	Freq(Hz)	Psum(dBm)	P1(dBm)	P2(dBm)
1G	5G	1M	AV	4.3435G	-61.76	-72.64	-62.13
1G	5G	1M	AV	5G	-71.97	-74.98	-74.98



6.525-6.875GHz_802.11a_Nss1,(6Mbps)_2TX

CSE Other [PK]

6535MHz

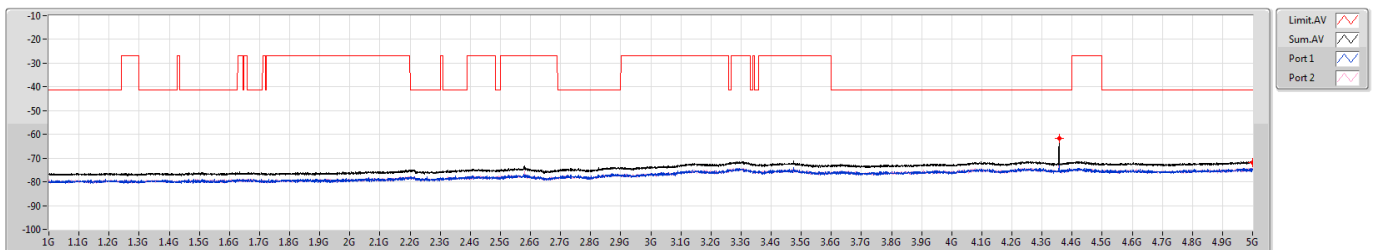


F-Start(Hz)	F-Stop(Hz)	RBW(Hz)	Type	Freq(Hz)	Psum(dBm)	P1(dBm)	P2(dBm)
1G	5G	1M	PK	4.357G	-58.64	-65.03	-59.77
1G	5G	1M	PK	5G	-63.59	-67.06	-66.18

6.525-6.875GHz_802.11a_Nss1,(6Mbps)_2TX

CSE Other [AV]

6535MHz



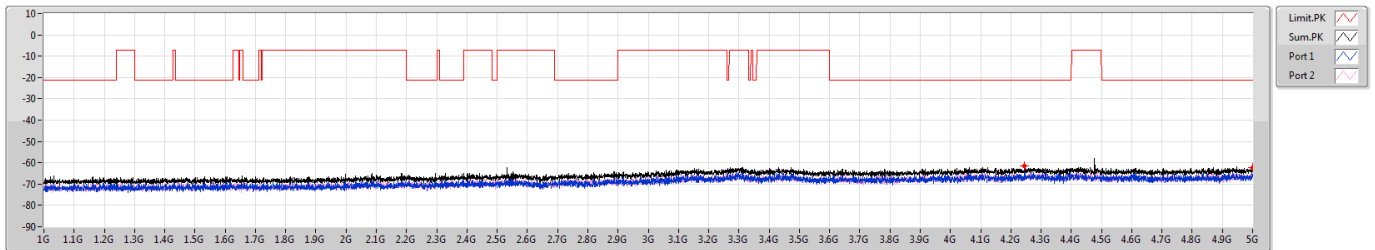
F-Start(Hz)	F-Stop(Hz)	RBW(Hz)	Type	Freq(Hz)	Psum(dBm)	P1(dBm)	P2(dBm)
1G	5G	1M	AV	4.357G	-61.79	-72.02	-62.22
1G	5G	1M	AV	5G	-71.82	-74.98	-74.69



6.525-6.875GHz_802.11a_Nss1,(6Mbps)_2TX

CSE Other [PK]

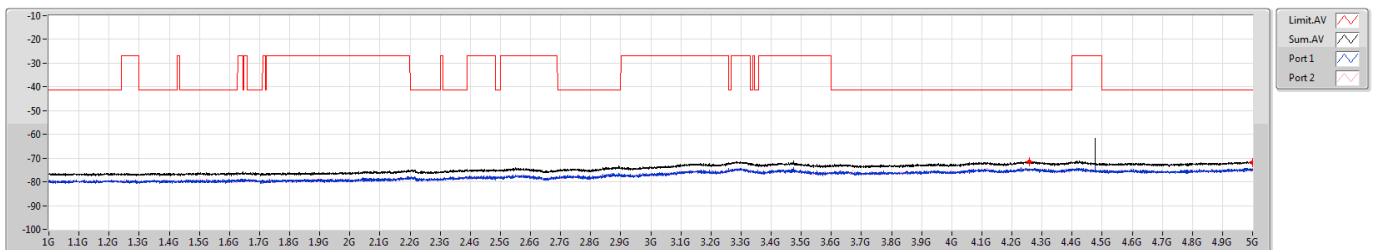
6715MHz



6.525-6.875GHz_802.11a_Nss1,(6Mbps)_2TX

CSE Other [AV]

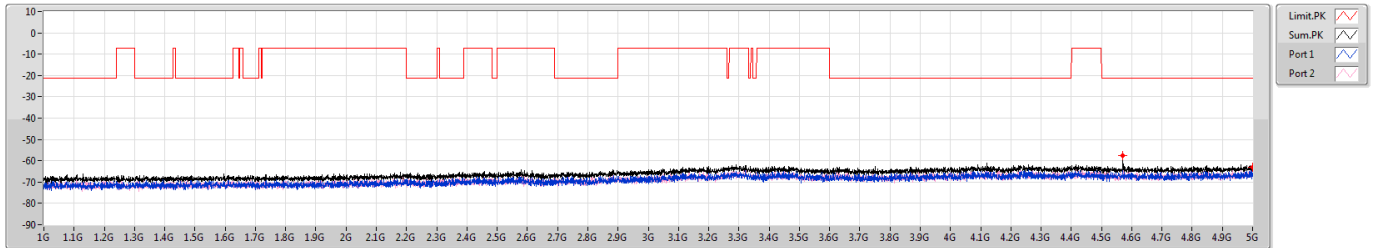
6715MHz



6.525-6.875GHz_802.11a_Nss1,(6Mbps)_2TX

CSE Other [PK]

6855MHz

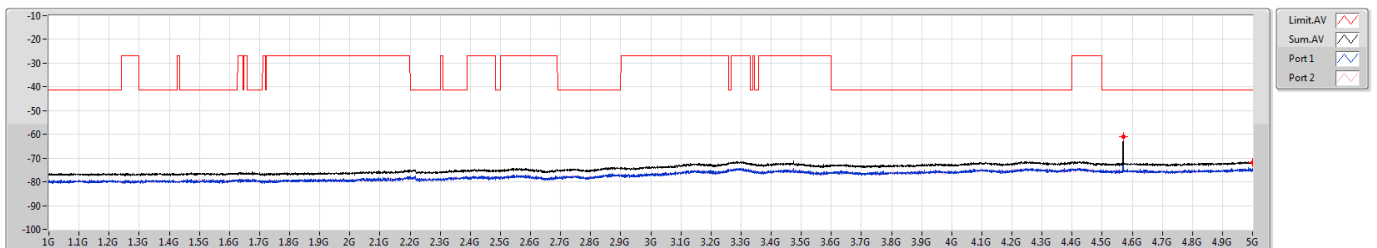


F-Start(Hz)	F-Stop(Hz)	RBW(Hz)	Type	Freq(Hz)	Psum(dBm)	P1(dBm)	P2(dBm)
1G	5G	1M	PK	4.5705G	-57.63	-63.19	-59.05
1G	5G	1M	PK	5G	-62.86	-65.87	-65.87

6.525-6.875GHz_802.11a_Nss1,(6Mbps)_2TX

CSE Other [AV]

6855MHz



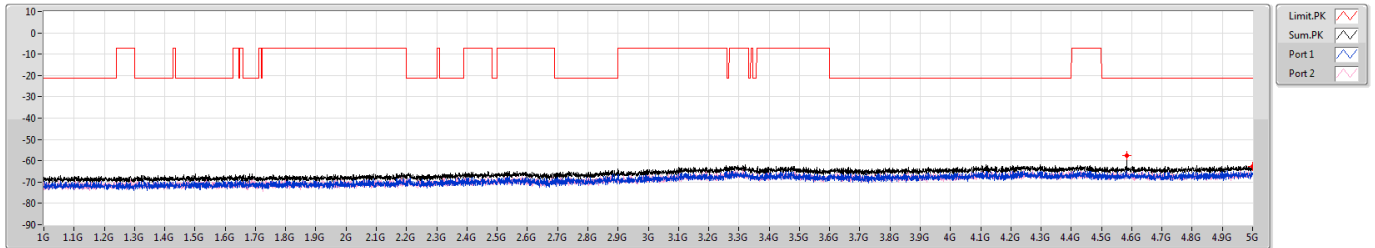
F-Start(Hz)	F-Stop(Hz)	RBW(Hz)	Type	Freq(Hz)	Psum(dBm)	P1(dBm)	P2(dBm)
1G	5G	1M	AV	4.57G	-61.15	-68.92	-61.95
1G	5G	1M	AV	5G	-71.97	-74.98	-74.98



6.525-6.875GHz_802.11a_Nss1_(6Mbps)_2TX

CSE Other [PK]

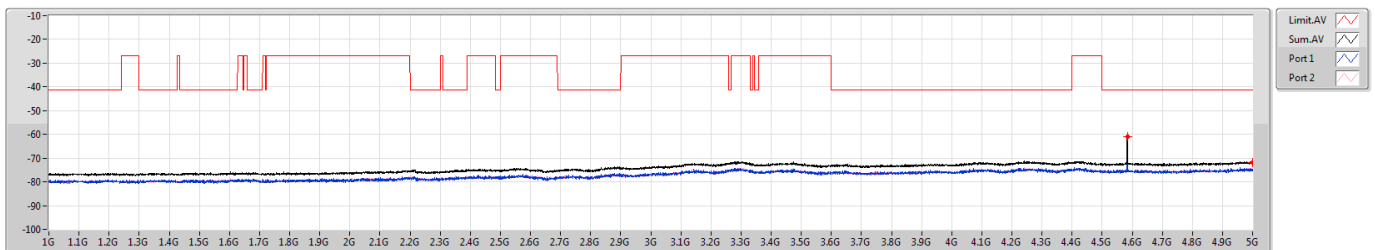
6875MHz Straddle 6.525-6.875GHz



6.525-6.875GHz_802.11a_Nss1_(6Mbps)_2TX

CSE Other [AV]

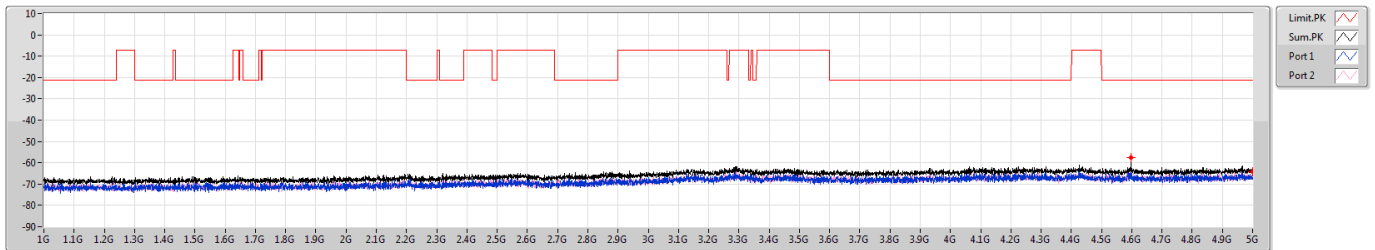
6875MHz Straddle 6.525-6.875GHz



6.875-7.125GHz_802.11a_Nss1,(6Mbps)_2TX

CSE Other [PK]

6895MHz

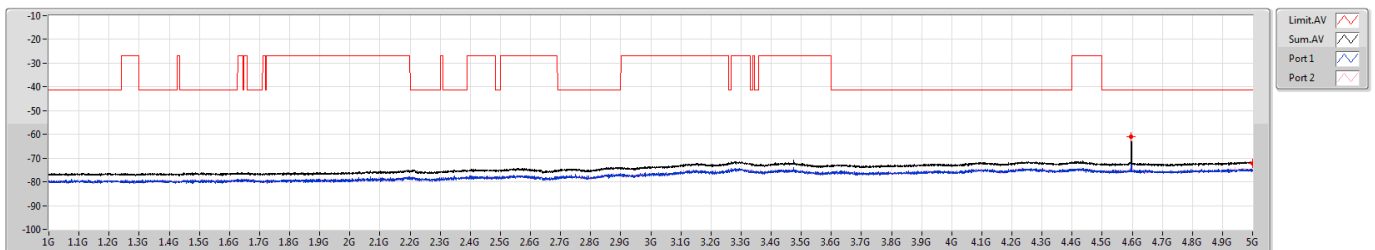


F-Start(Hz)	F-Stop(Hz)	RBW(Hz)	Type	Freq(Hz)	Psum(dBm)	P1(dBm)	P2(dBm)
1G	5G	1M	PK	4.597G	-57.65	-63.71	-58.88
1G	5G	1M	PK	5G	-64.10	-67.41	-66.83

6.875-7.125GHz_802.11a_Nss1,(6Mbps)_2TX

CSE Other [AV]

6895MHz



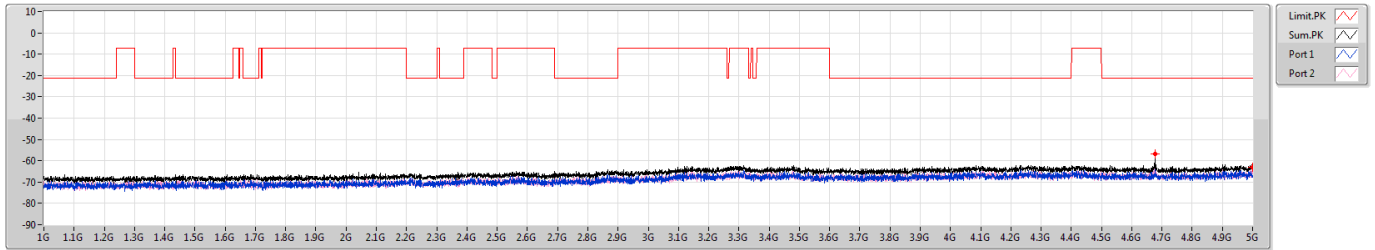
F-Start(Hz)	F-Stop(Hz)	RBW(Hz)	Type	Freq(Hz)	Psum(dBm)	P1(dBm)	P2(dBm)
1G	5G	1M	AV	4.597G	-61.03	-68.47	-61.89
1G	5G	1M	AV	5G	-72.11	-74.98	-75.27



6.875-7.125GHz_802.11a_Nss1,(6Mbps)_2TX

CSE Other [PK]

7015MHz

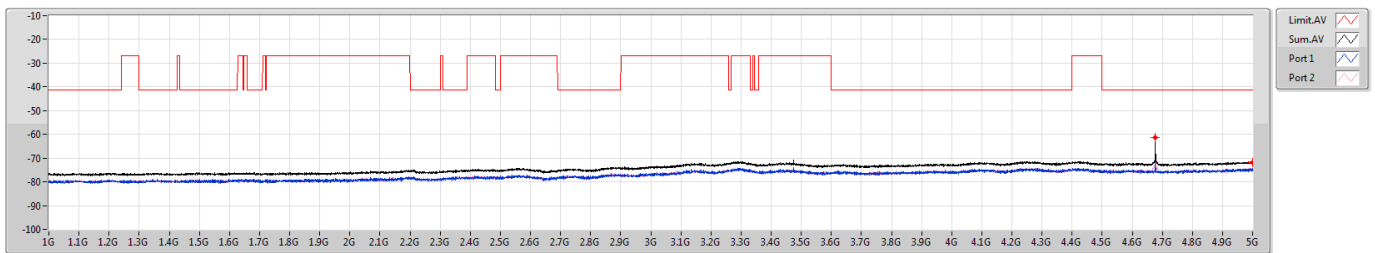


F-Start(Hz)	F-Stop(Hz)	RBW(Hz)	Type	Freq(Hz)	Psum(dBm)	P1(dBm)	P2(dBm)
1G	5G	1M	PK	4.677G	-56.74	-62.01	-58.27
1G	5G	1M	PK	5G	-63.19	-66.94	-65.57

6.875-7.125GHz_802.11a_Nss1,(6Mbps)_2TX

CSE Other [AV]

7015MHz

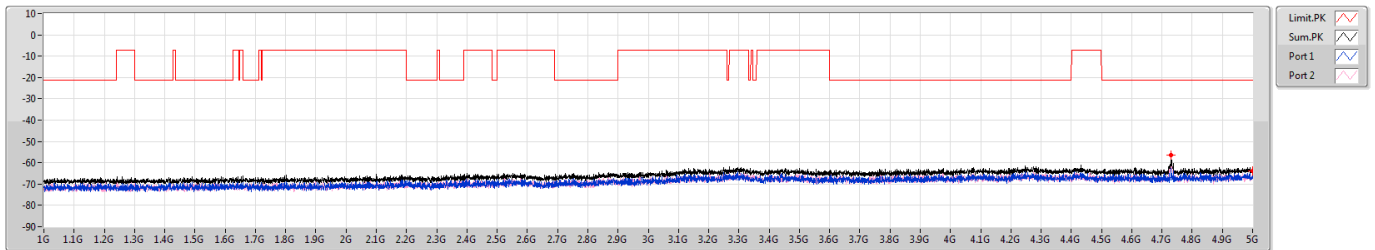


F-Start(Hz)	F-Stop(Hz)	RBW(Hz)	Type	Freq(Hz)	Psum(dBm)	P1(dBm)	P2(dBm)
1G	5G	1M	AV	4.677G	-61.20	-68.29	-62.15
1G	5G	1M	AV	5G	-71.96	-75.27	-74.69

6.875-7.125GHz_802.11a_Nss1,(6Mbps)_2TX

CSE Other [PK]

7095MHz

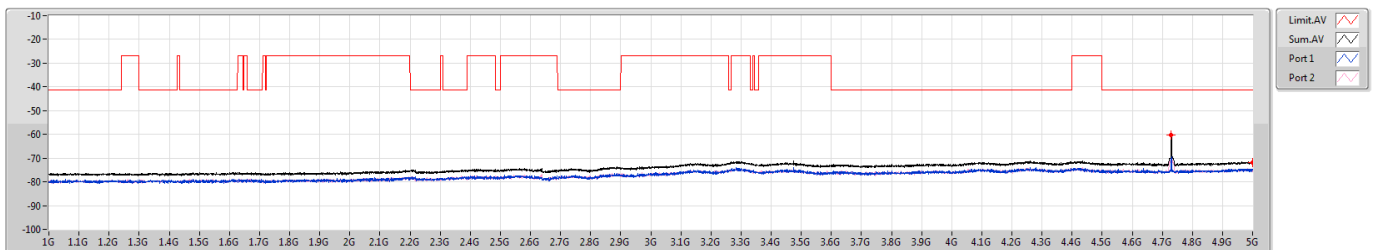


F-Start(Hz)	F-Stop(Hz)	RBW(Hz)	Type	Freq(Hz)	Psum(dBm)	P1(dBm)	P2(dBm)
1G	5G	1M	PK	4.7305G	-56.46	-62.57	-57.68
1G	5G	1M	PK	5G	-63.69	-66.18	-67.29

6.875-7.125GHz_802.11a_Nss1,(6Mbps)_2TX

CSE Other [AV]

7095MHz



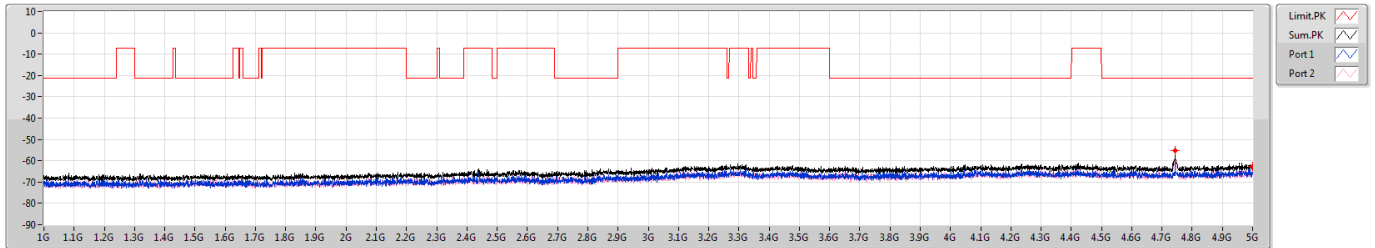
F-Start(Hz)	F-Stop(Hz)	RBW(Hz)	Type	Freq(Hz)	Psum(dBm)	P1(dBm)	P2(dBm)
1G	5G	1M	AV	4.73G	-60.10	-67.40	-61.00
1G	5G	1M	AV	5G	-71.96	-74.69	-75.27



6.875-7.125GHz_802.11a_Nss1,(6Mbps)_2TX

CSE Other [PK]

7115MHz

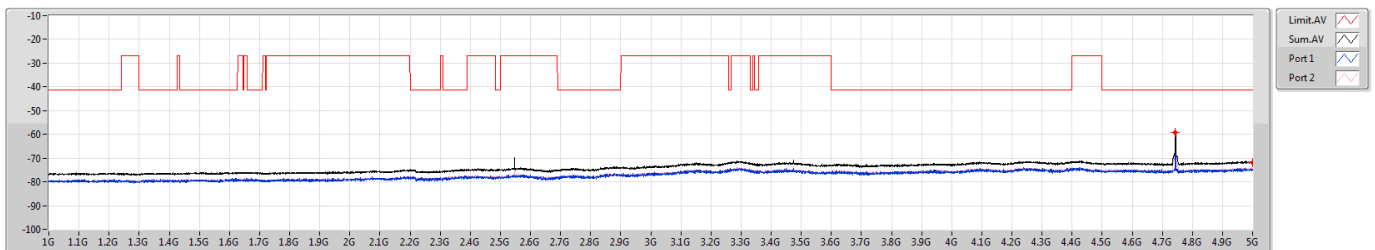


F-Start(Hz)	F-Stop(Hz)	RBW(Hz)	Type	Freq(Hz)	Ps(dBm)	P1(dBm)	P2(dBm)
1G	5G	1M	PK	4.744G	-55.41	-61.02	-56.81
1G	5G	1M	PK	5G	-62.79	-65.55	-66.06

6.875-7.125GHz_802.11a_Nss1,(6Mbps)_2TX

CSE Other [AV]

7115MHz



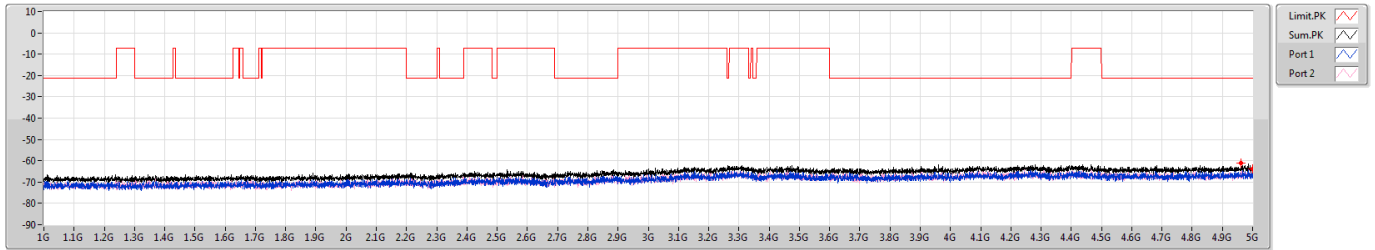
F-Start(Hz)	F-Stop(Hz)	RBW(Hz)	Type	Freq(Hz)	Ps(dBm)	P1(dBm)	P2(dBm)
1G	5G	1M	AV	4.7435G	-59.05	-65.60	-60.13
1G	5G	1M	AV	5G	-72.00	-75.16	-74.86



5.925-6.425GHz_802.11ax_HEW20_Nss1,(MCS0)_2TX

CSE Other [PK]

5955MHz

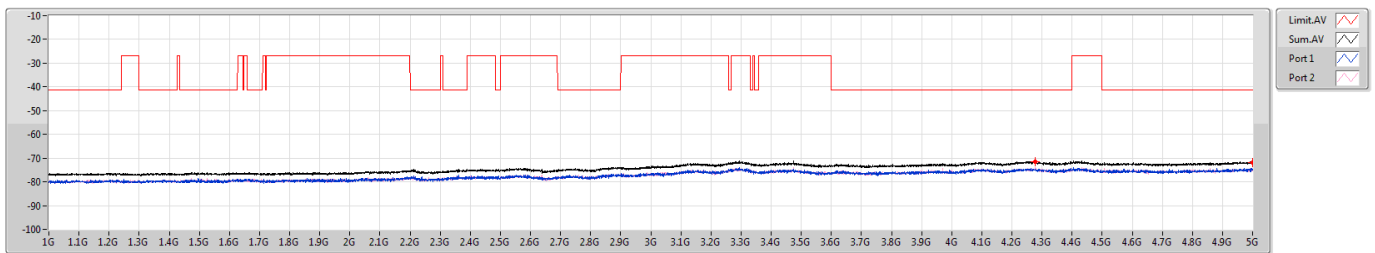


F-Start(Hz)	F-Stop(Hz)	RBW(Hz)	Type	Freq(Hz)	Psum(dBm)	P1(dBm)	P2(dBm)
1G	5G	1M	PK	4.962G	-61.00	-67.17	-62.20
1G	5G	1M	PK	5G	-63.92	-67.41	-66.50

5.925-6.425GHz_802.11ax_HEW20_Nss1,(MCS0)_2TX

CSE Other [AV]

5955MHz



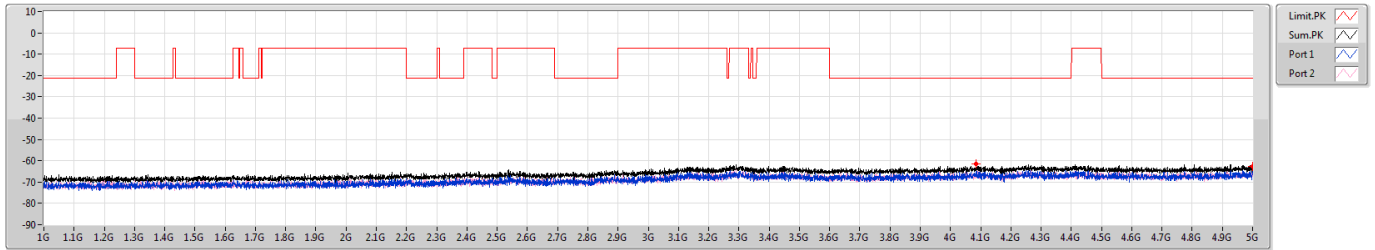
F-Start(Hz)	F-Stop(Hz)	RBW(Hz)	Type	Freq(Hz)	Psum(dBm)	P1(dBm)	P2(dBm)
1G	5G	1M	AV	4.2775G	-71.47	-74.92	-74.09
1G	5G	1M	AV	5G	-71.97	-74.98	-74.98



5.925-6.425GHz_802.11ax_HEW20_Nss1,(MCS0)_2TX

CSE Other [PK]

6175MHz

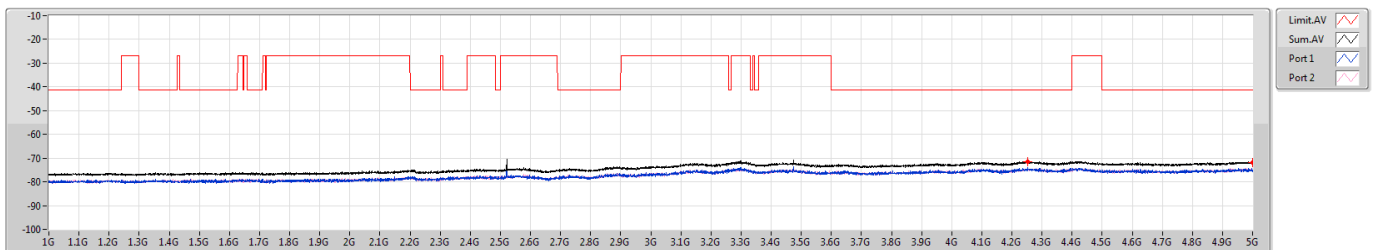


F-Start(Hz)	F-Stop(Hz)	RBW(Hz)	Type	Freq(Hz)	Psum(dBm)	P1(dBm)	P2(dBm)
1G	5G	1M	PK	4.086G	-61.63	-63.97	-65.43
1G	5G	1M	PK	5G	-62.61	-65.47	-65.77

5.925-6.425GHz_802.11ax_HEW20_Nss1,(MCS0)_2TX

CSE Other [AV]

6175MHz



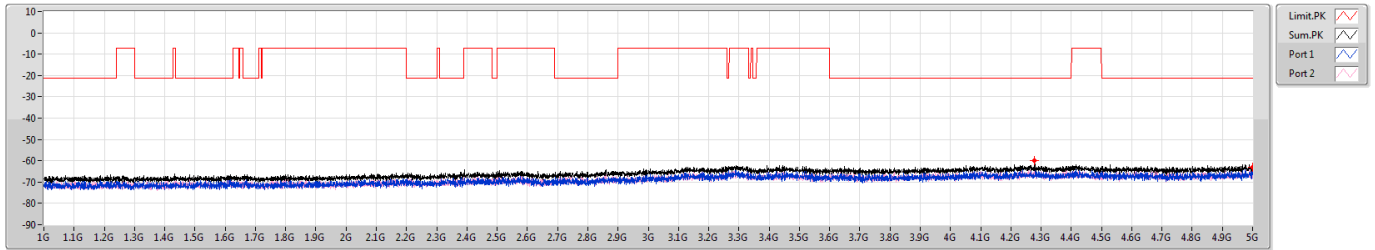
F-Start(Hz)	F-Stop(Hz)	RBW(Hz)	Type	Freq(Hz)	Psum(dBm)	P1(dBm)	P2(dBm)
1G	5G	1M	AV	4.253G	-71.39	-74.01	-74.84
1G	5G	1M	AV	5G	-71.97	-74.98	-74.98



5.925-6.425GHz_802.11ax_HEW20_Nss1,(MCS0)_2TX

CSE Other [PK]

6415MHz

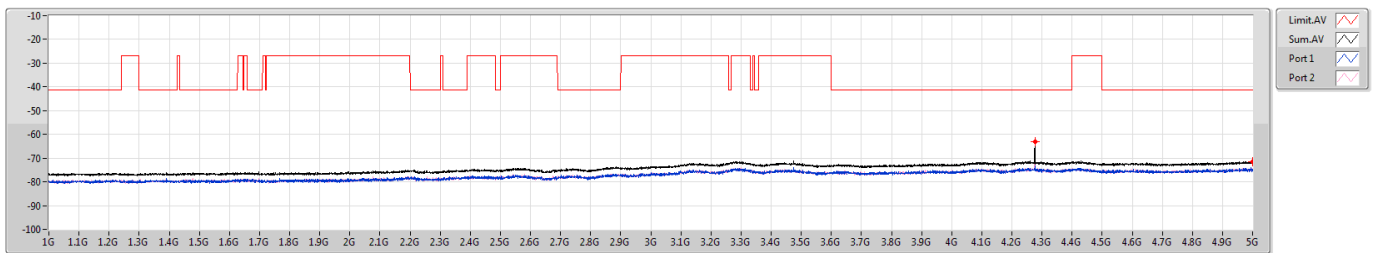


F-Start(Hz)	F-Stop(Hz)	RBW(Hz)	Type	Freq(Hz)	Psum(dBm)	P1(dBm)	P2(dBm)
1G	5G	1M	PK	4.2775G	-59.73	-66.77	-60.69
1G	5G	1M	PK	5G	-63.16	-66.07	-66.28

5.925-6.425GHz_802.11ax_HEW20_Nss1,(MCS0)_2TX

CSE Other [AV]

6415MHz



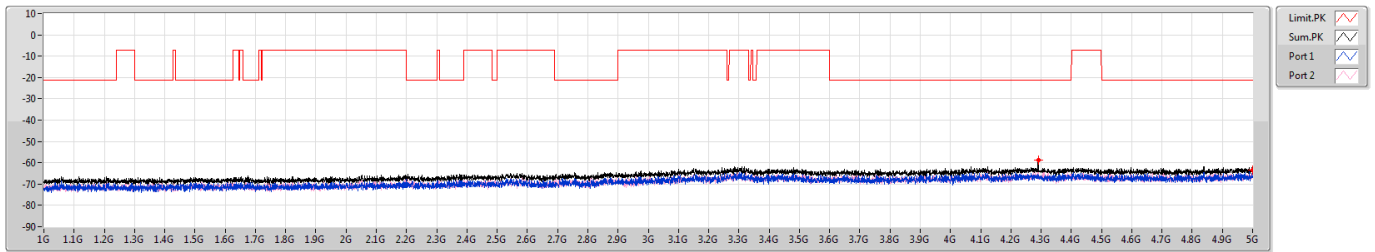
F-Start(Hz)	F-Stop(Hz)	RBW(Hz)	Type	Freq(Hz)	Psum(dBm)	P1(dBm)	P2(dBm)
1G	5G	1M	AV	4.277G	-63.07	-73.58	-63.47
1G	5G	1M	AV	5G	-71.68	-74.69	-74.69



6.425-6.525GHz_802.11ax HEW20_Nss1,(MCS0)_2TX

CSE Other [PK]

6435MHz

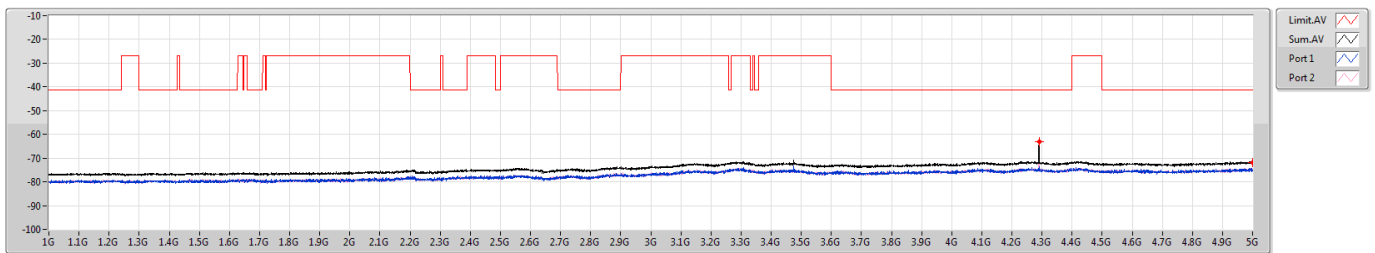


F-Start(Hz)	F-Stop(Hz)	RBW(Hz)	Type	Freq(Hz)	Psum(dBm)	P1(dBm)	P2(dBm)
1G	5G	1M	PK	4.2905G	-58.87	-65.82	-59.85
1G	5G	1M	PK	5G	-63.54	-66.83	-66.28

6.425-6.525GHz_802.11ax HEW20_Nss1,(MCS0)_2TX

CSE Other [AV]

6435MHz



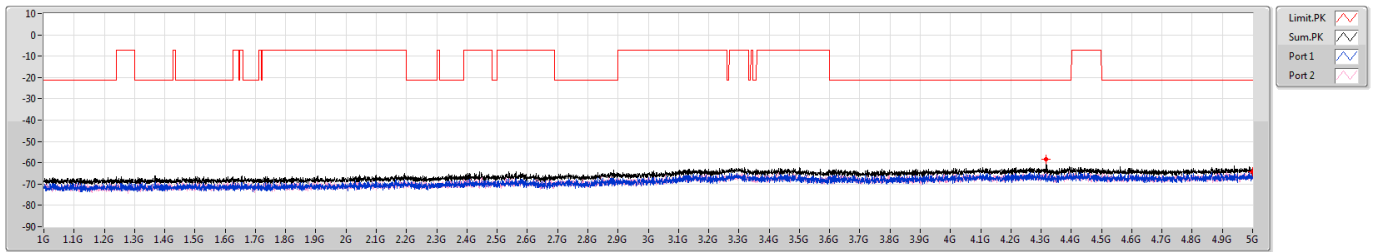
F-Start(Hz)	F-Stop(Hz)	RBW(Hz)	Type	Freq(Hz)	Psum(dBm)	P1(dBm)	P2(dBm)
1G	5G	1M	AV	4.29G	-62.98	-73.69	-63.36
1G	5G	1M	AV	5G	-71.97	-74.98	-74.98



6.425-6.525GHz_802.11ax_HEW20_Nss1,(MCS0)_2TX

CSE Other [PK]

6475MHz

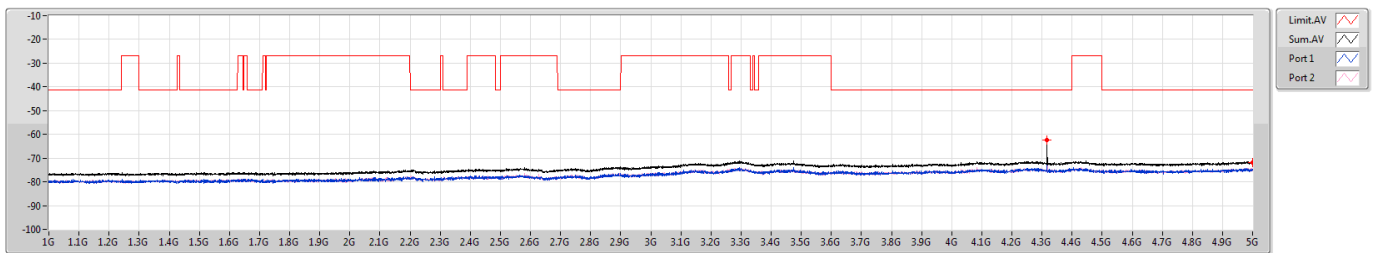


F-Start(Hz)	F-Stop(Hz)	RBW(Hz)	Type	Freq(Hz)	Psum(dBm)	P1(dBm)	P2(dBm)
1G	5G	1M	PK	4.317G	-58.18	-65.54	-59.06
1G	5G	1M	PK	5G	-64.21	-67.53	-66.94

6.425-6.525GHz_802.11ax_HEW20_Nss1,(MCS0)_2TX

CSE Other [AV]

6475MHz



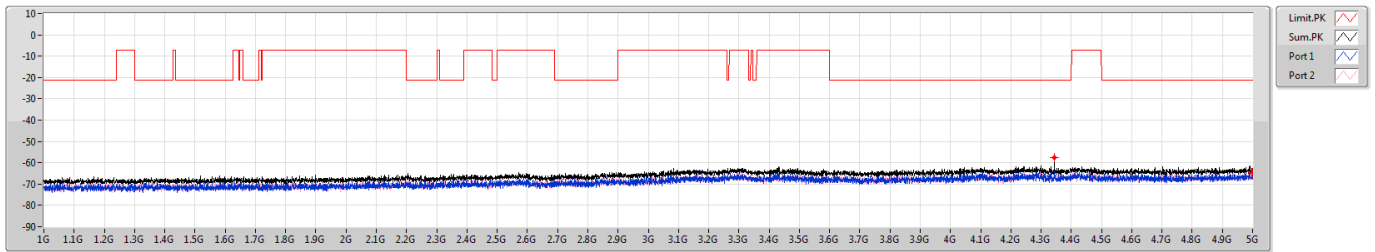
F-Start(Hz)	F-Stop(Hz)	RBW(Hz)	Type	Freq(Hz)	Psum(dBm)	P1(dBm)	P2(dBm)
1G	5G	1M	AV	4.317G	-62.28	-73.05	-62.66
1G	5G	1M	AV	5G	-71.82	-74.69	-74.98



6.425-6.525GHz_802.11ax_HEW20_Nss1,(MCS0)_2TX

CSE Other [PK]

6515MHz

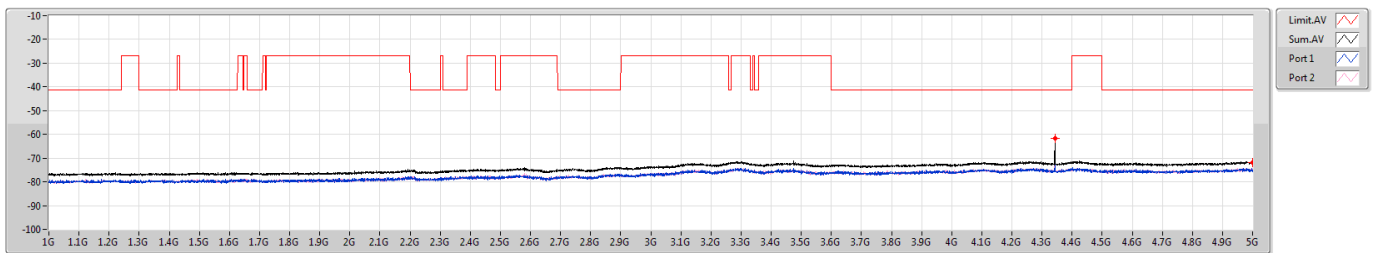


F-Start(Hz)	F-Stop(Hz)	RBW(Hz)	Type	Freq(Hz)	Psum(dBm)	P1(dBm)	P2(dBm)
1G	5G	1M	PK	4.344G	-57.58	-64.32	-58.62
1G	5G	1M	PK	5G	-64.46	-67.66	-67.29

6.425-6.525GHz_802.11ax_HEW20_Nss1,(MCS0)_2TX

CSE Other [AV]

6515MHz



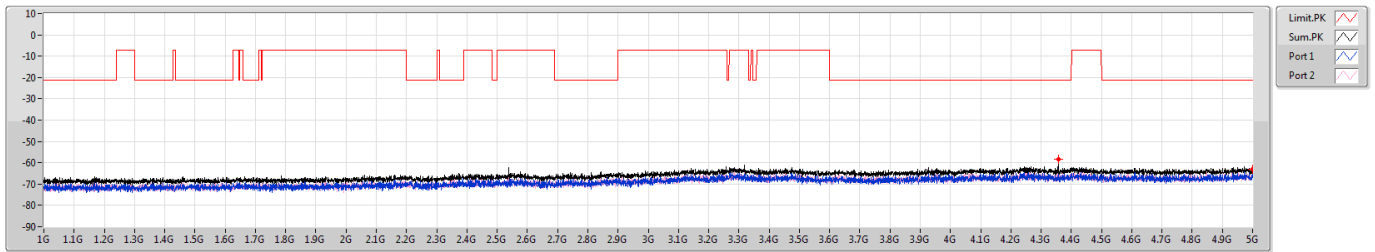
F-Start(Hz)	F-Stop(Hz)	RBW(Hz)	Type	Freq(Hz)	Psum(dBm)	P1(dBm)	P2(dBm)
1G	5G	1M	AV	4.3435G	-61.55	-72.24	-61.94
1G	5G	1M	AV	5G	-71.82	-74.98	-74.69



6.525-6.875GHz_802.11ax_HEW20_Nss1,(MCS0)_2TX

CSE Other [PK]

6535MHz

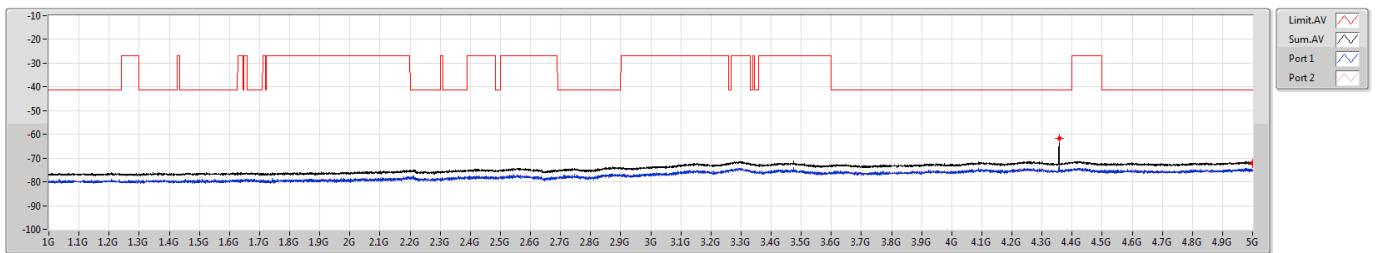


F-Start(Hz)	F-Stop(Hz)	RBW(Hz)	Type	Freq(Hz)	Ps(dBm)	P1(dBm)	P2(dBm)
1G	5G	1M	PK	4.357G	-58.55	-64.13	-59.96
1G	5G	1M	PK	5G	-62.97	-65.19	-66.94

6.525-6.875GHz_802.11ax_HEW20_Nss1,(MCS0)_2TX

CSE Other [AV]

6535MHz



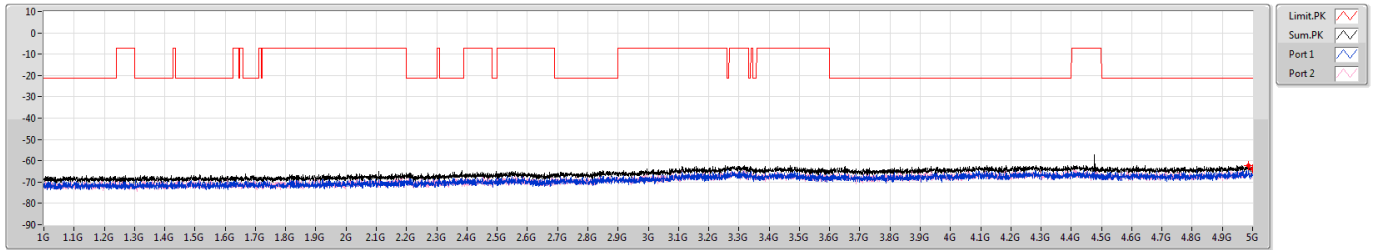
F-Start(Hz)	F-Stop(Hz)	RBW(Hz)	Type	Freq(Hz)	Ps(dBm)	P1(dBm)	P2(dBm)
1G	5G	1M	AV	4.357G	-61.84	-72.02	-62.28
1G	5G	1M	AV	5G	-72.26	-75.27	-75.27



6.525-6.875GHz_802.11ax_HEW20_Nss1,(MCS0)_2TX

CSE Other [PK]

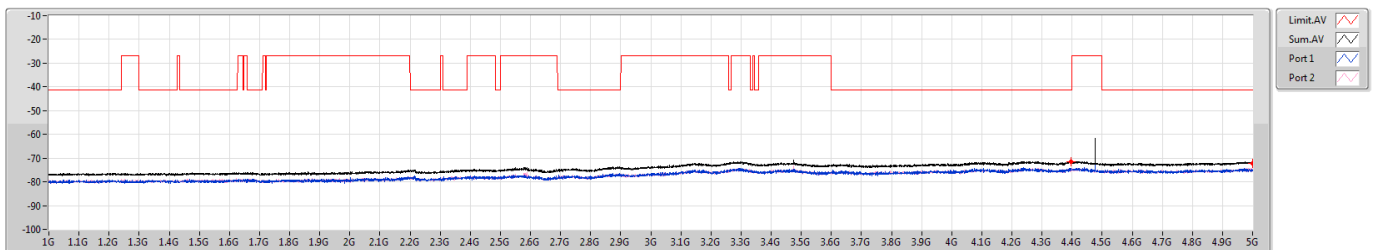
6715MHz



6.525-6.875GHz_802.11ax_HEW20_Nss1,(MCS0)_2TX

CSE Other [AV]

6715MHz

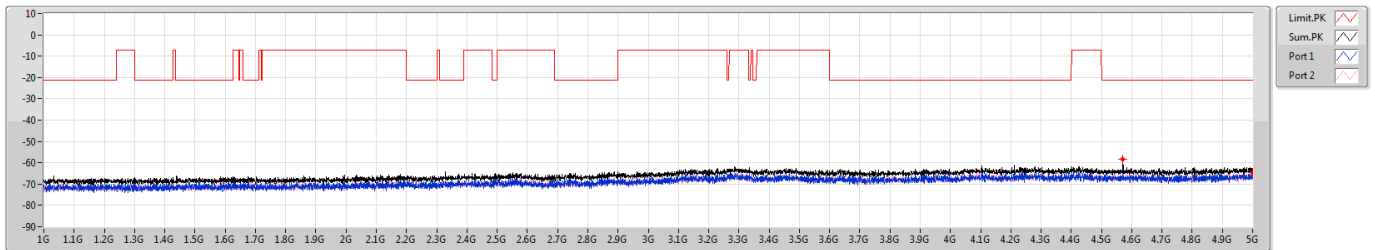




6.525-6.875GHz_802.11ax_HEW20_Nss1,(MCS0)_2TX

CSE Other [PK]

6855MHz

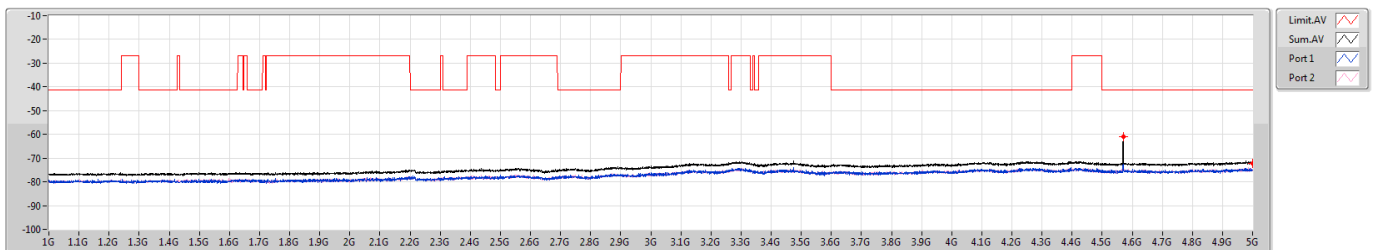


F-Start(Hz)	F-Stop(Hz)	RBW(Hz)	Type	Freq(Hz)	Psum(dBm)	P1(dBm)	P2(dBm)
1G	5G	1M	PK	4.5705G	-58.17	-64.37	-59.36
1G	5G	1M	PK	5G	-64.63	-67.17	-68.17

6.525-6.875GHz_802.11ax_HEW20_Nss1,(MCS0)_2TX

CSE Other [AV]

6855MHz



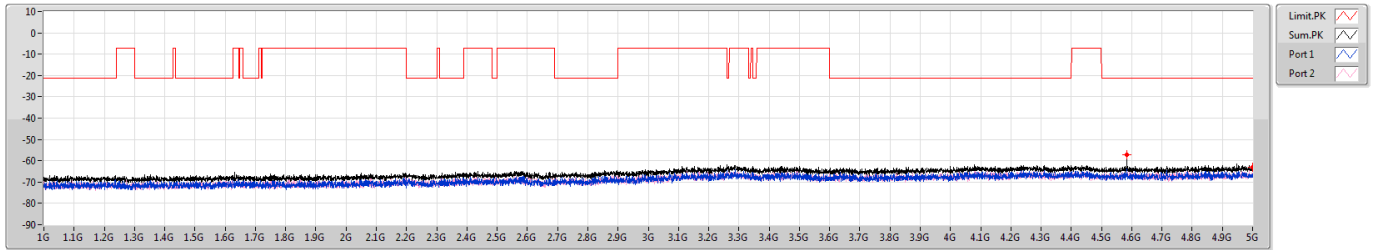
F-Start(Hz)	F-Stop(Hz)	RBW(Hz)	Type	Freq(Hz)	Psum(dBm)	P1(dBm)	P2(dBm)
1G	5G	1M	AV	4.57G	-60.85	-69.19	-61.54
1G	5G	1M	AV	5G	-72.11	-74.98	-75.27



6.525-6.875GHz_802.11ax_HEW20_Nss1,(MCS0)_2TX

CSE Other [PK]

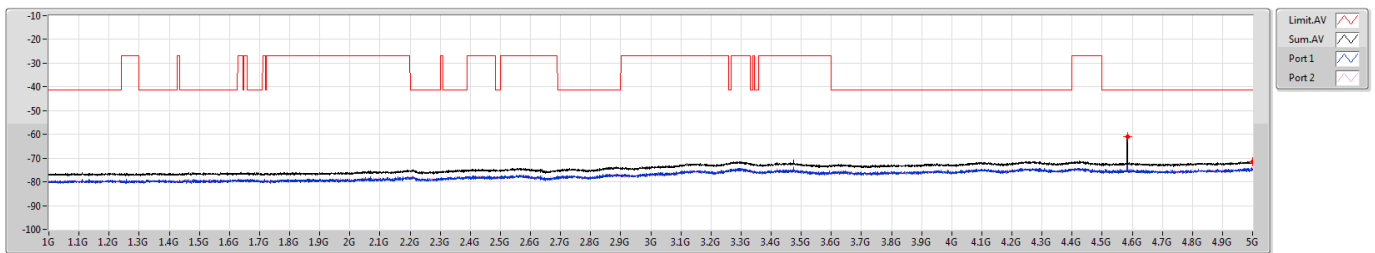
6875MHz Straddle 6.525-6.875GHz



6.525-6.875GHz_802.11ax_HEW20_Nss1,(MCS0)_2TX

CSE Other [AV]

6875MHz Straddle 6.525-6.875GHz

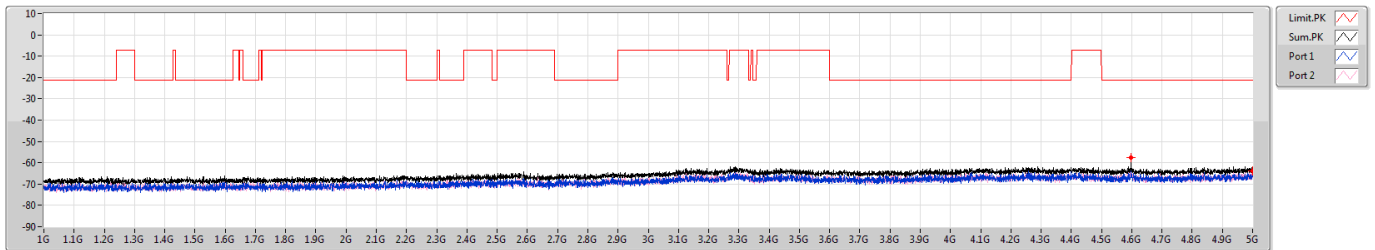




6.875-7.125GHz_802.11ax HEW20_Nss1,(MCS0)_2TX

CSE Other [PK]

6895MHz

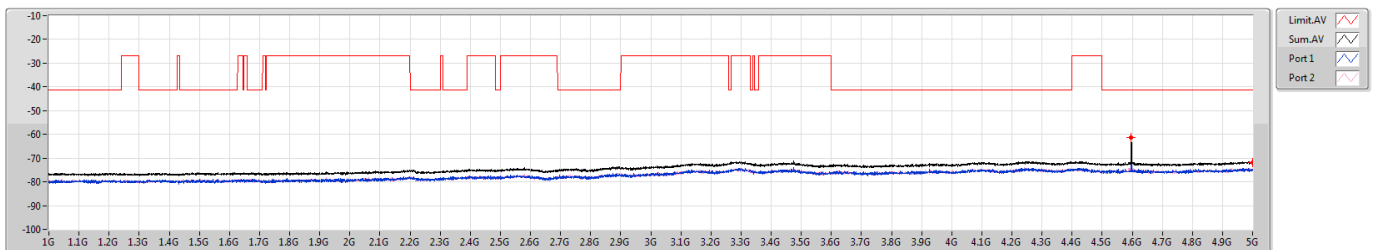


F-Start(Hz)	F-Stop(Hz)	RBW(Hz)	Type	Freq(Hz)	Psum(dBm)	P1(dBm)	P2(dBm)
1G	5G	1M	PK	4.597G	-57.57	-63.21	-58.96
1G	5G	1M	PK	5G	-63.65	-66.60	-66.72

6.875-7.125GHz_802.11ax HEW20_Nss1,(MCS0)_2TX

CSE Other [AV]

6895MHz



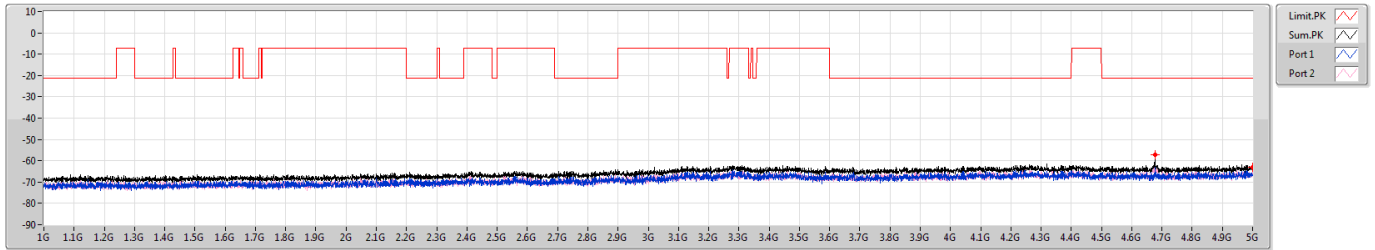
F-Start(Hz)	F-Stop(Hz)	RBW(Hz)	Type	Freq(Hz)	Psum(dBm)	P1(dBm)	P2(dBm)
1G	5G	1M	AV	4.597G	-61.17	-68.99	-61.95
1G	5G	1M	AV	5G	-71.97	-74.98	-74.98



6.875-7.125GHz_802.11ax_HEW20_Nss1,(MCS0)_2TX

CSE Other [PK]

7015MHz

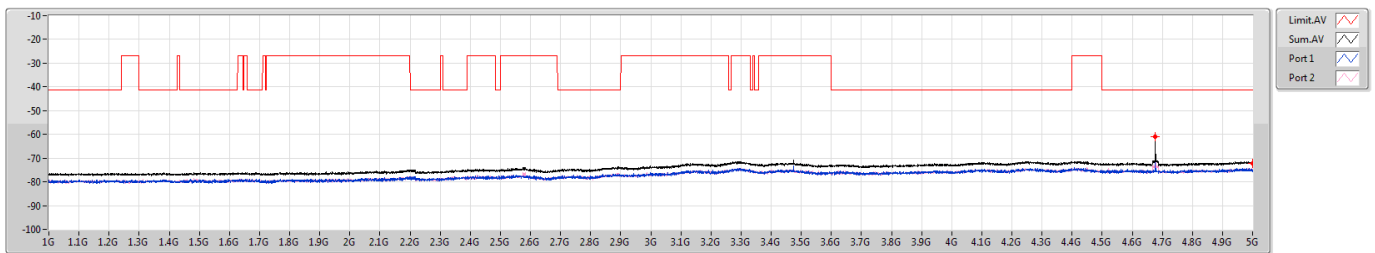


F-Start(Hz)	F-Stop(Hz)	RBW(Hz)	Type	Freq(Hz)	Ps(dBm)	P1(dBm)	P2(dBm)
1G	5G	1M	PK	4.677G	-57.31	-62.93	-58.70
1G	5G	1M	PK	5G	-63.11	-66.39	-65.87

6.875-7.125GHz_802.11ax_HEW20_Nss1,(MCS0)_2TX

CSE Other [AV]

7015MHz



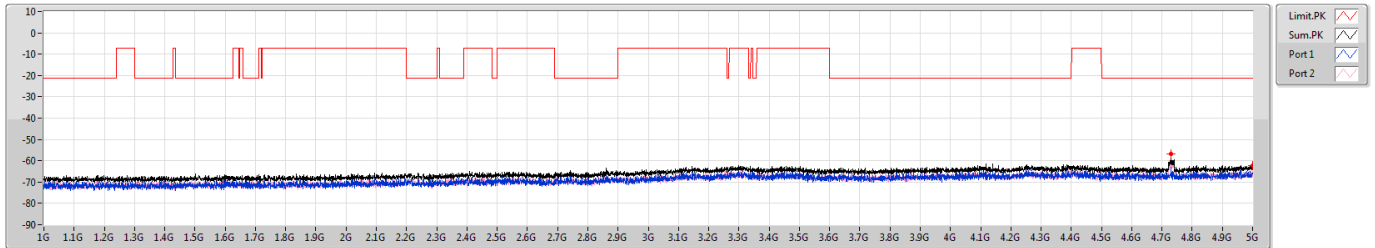
F-Start(Hz)	F-Stop(Hz)	RBW(Hz)	Type	Freq(Hz)	Ps(dBm)	P1(dBm)	P2(dBm)
1G	5G	1M	AV	4.677G	-60.90	-68.17	-61.80
1G	5G	1M	AV	5G	-72.11	-74.98	-75.27



6.875-7.125GHz_802.11ax_HEW20_Nss1,(MCS0)_2TX

CSE Other [PK]

7095MHz

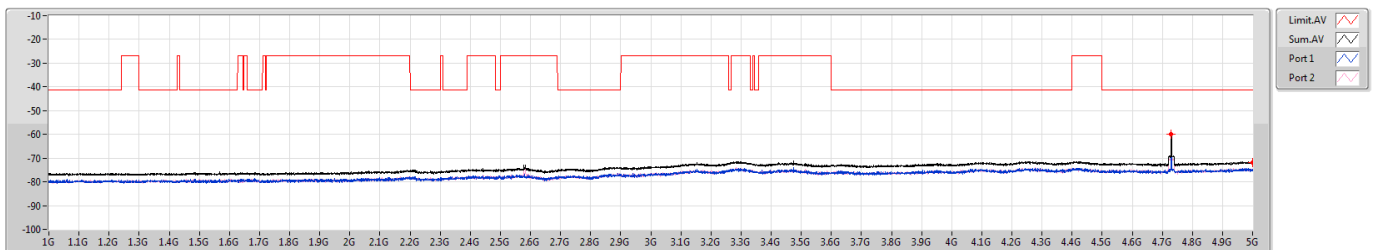


F-Start(Hz)	F-Stop(Hz)	RBW(Hz)	Type	Freq(Hz)	Psum(dBm)	P1(dBm)	P2(dBm)
1G	5G	1M	PK	4.7305G	-56.62	-63.15	-57.71
1G	5G	1M	PK	5G	-62.26	-65.67	-64.91

6.875-7.125GHz_802.11ax_HEW20_Nss1,(MCS0)_2TX

CSE Other [AV]

7095MHz



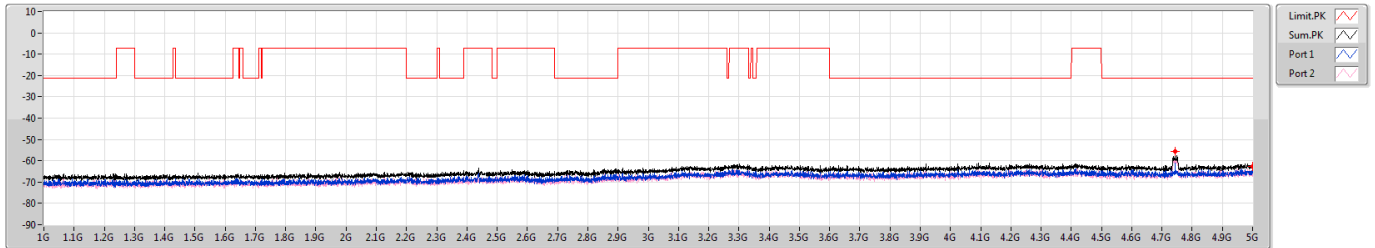
F-Start(Hz)	F-Stop(Hz)	RBW(Hz)	Type	Freq(Hz)	Psum(dBm)	P1(dBm)	P2(dBm)
1G	5G	1M	AV	4.73G	-60.04	-67.29	-60.95
1G	5G	1M	AV	5G	-71.96	-74.69	-75.27



6.875-7.125GHz_802.11ax HEW20_Nss1,(MCS0)_2TX

CSE Other [PK]

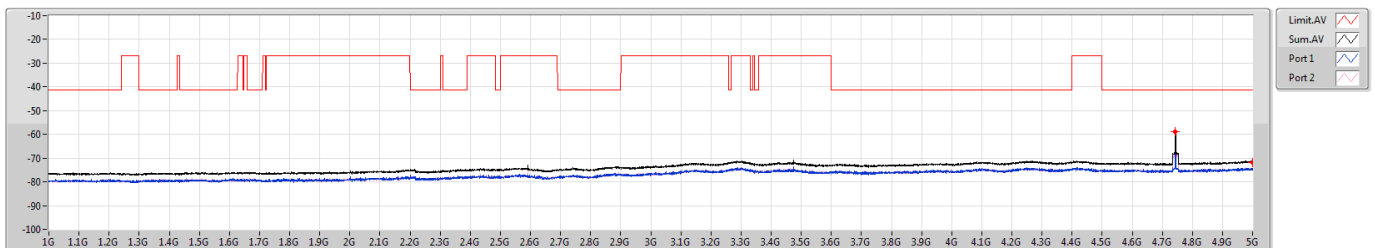
7115MHz



6.875-7.125GHz_802.11ax HEW20_Nss1,(MCS0)_2TX

CSE Other [AV]

7115MHz

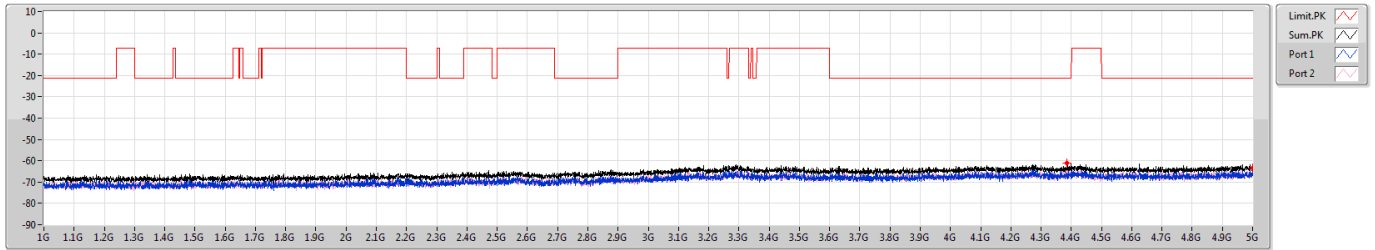




5.925-6.425GHz_802.11ax_HEW40_Nss1,(MCS0)_2TX

CSE Other [PK]

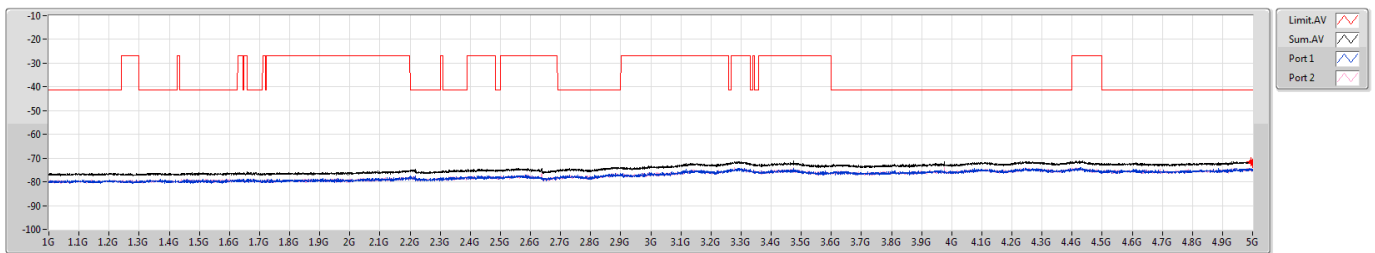
5965MHz



5.925-6.425GHz_802.11ax_HEW40_Nss1,(MCS0)_2TX

CSE Other [AV]

5965MHz

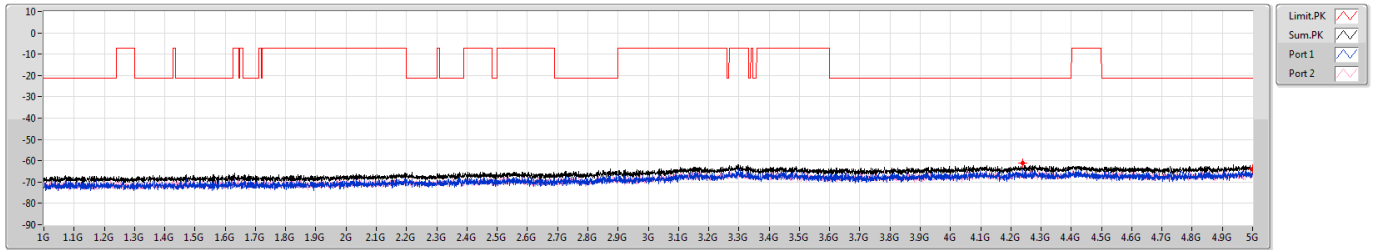




5.925-6.425GHz_802.11ax_HEW40_Nss1,(MCS0)_2TX

CSE Other [PK]

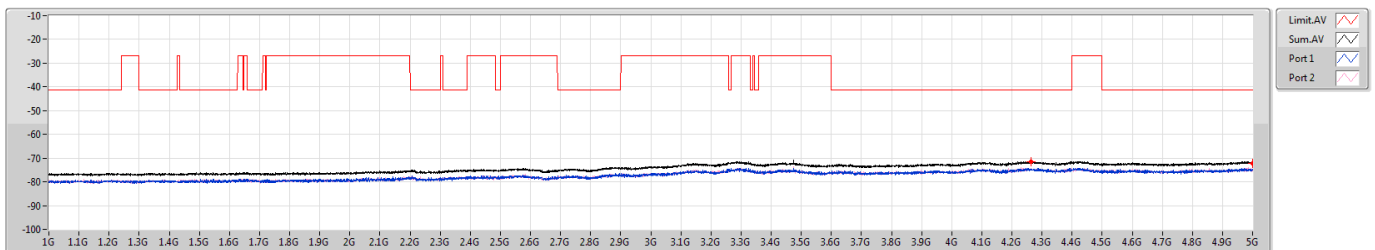
6165MHz



5.925-6.425GHz_802.11ax_HEW40_Nss1,(MCS0)_2TX

CSE Other [AV]

6165MHz

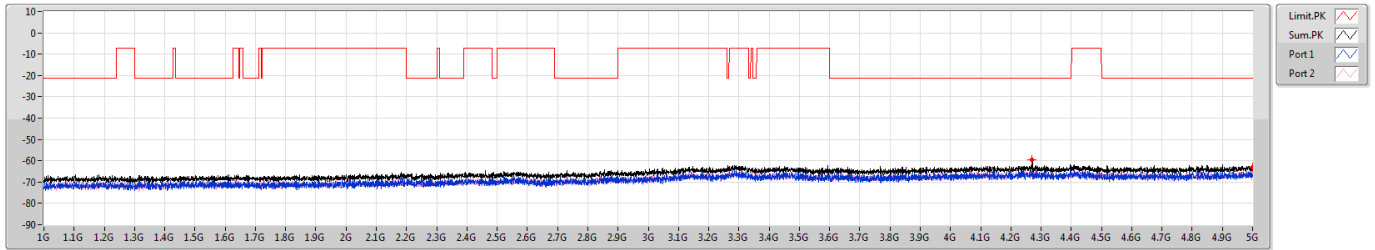




5.925-6.425GHz_802.11ax_HEW40_Nss1,(MCS0)_2TX

CSE Other [PK]

6405MHz

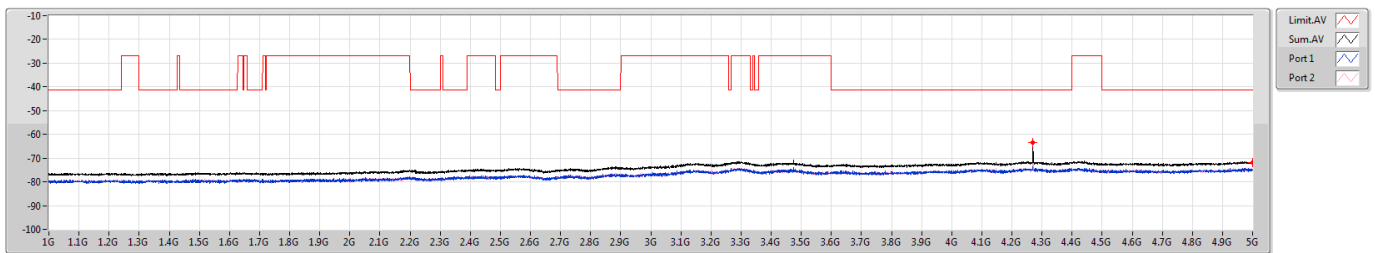


F-Start(Hz)	F-Stop(Hz)	RBW(Hz)	Type	Freq(Hz)	Psum(dBm)	P1(dBm)	P2(dBm)
1G	5G	1M	PK	4.2705G	-59.47	-67.44	-60.22
1G	5G	1M	PK	5G	-62.88	-66.60	-65.28

5.925-6.425GHz_802.11ax_HEW40_Nss1,(MCS0)_2TX

CSE Other [AV]

6405MHz



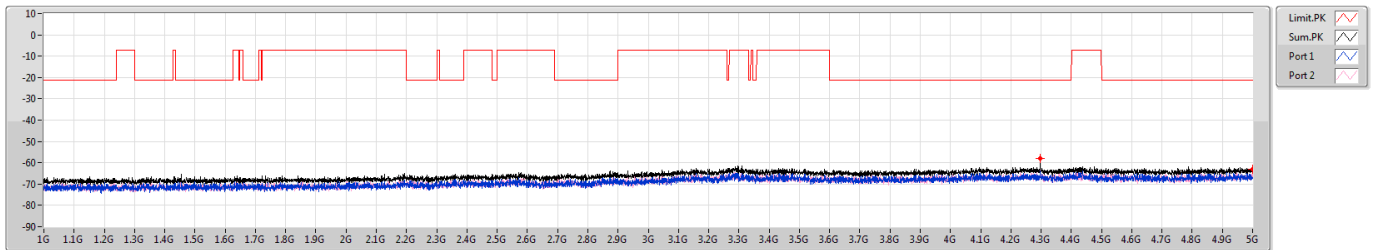
F-Start(Hz)	F-Stop(Hz)	RBW(Hz)	Type	Freq(Hz)	Psum(dBm)	P1(dBm)	P2(dBm)
1G	5G	1M	AV	4.27G	-63.35	-73.80	-63.76
1G	5G	1M	AV	5G	-71.82	-74.98	-74.69



6.425-6.525GHz_802.11ax_HEW40_Nss1,(MCS0)_2TX

CSE Other [PK]

6445MHz

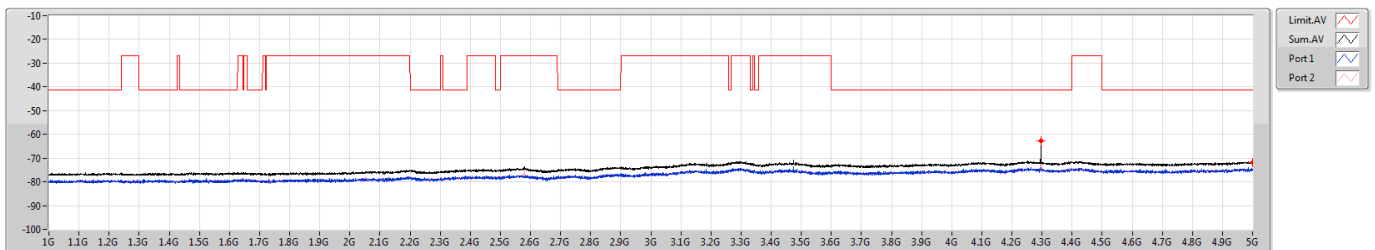


F-Start(Hz)	F-Stop(Hz)	RBW(Hz)	Type	Freq(Hz)	Psum(dBm)	P1(dBm)	P2(dBm)
1G	5G	1M	PK	4.297G	-58.08	-64.00	-59.37
1G	5G	1M	PK	5G	-62.97	-66.94	-65.19

6.425-6.525GHz_802.11ax_HEW40_Nss1,(MCS0)_2TX

CSE Other [AV]

6445MHz



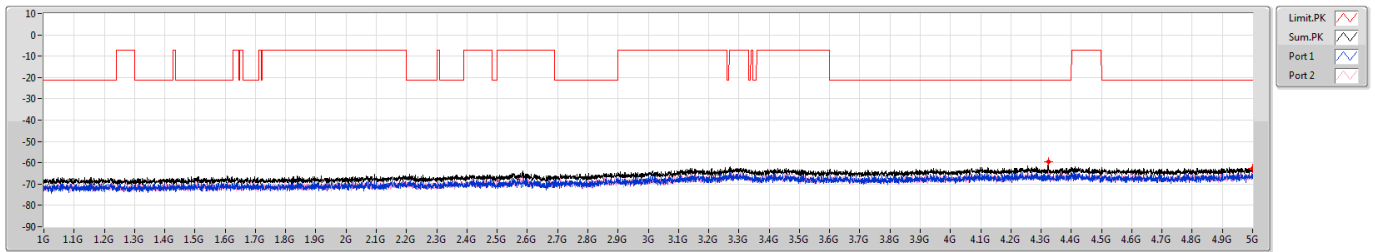
F-Start(Hz)	F-Stop(Hz)	RBW(Hz)	Type	Freq(Hz)	Psum(dBm)	P1(dBm)	P2(dBm)
1G	5G	1M	AV	4.2965G	-62.84	-74.00	-63.19
1G	5G	1M	AV	5G	-71.97	-74.98	-74.98



6.425-6.525GHz_802.11ax_HEW40_Nss1,(MCS0)_2TX

CSE Other [PK]

6485MHz

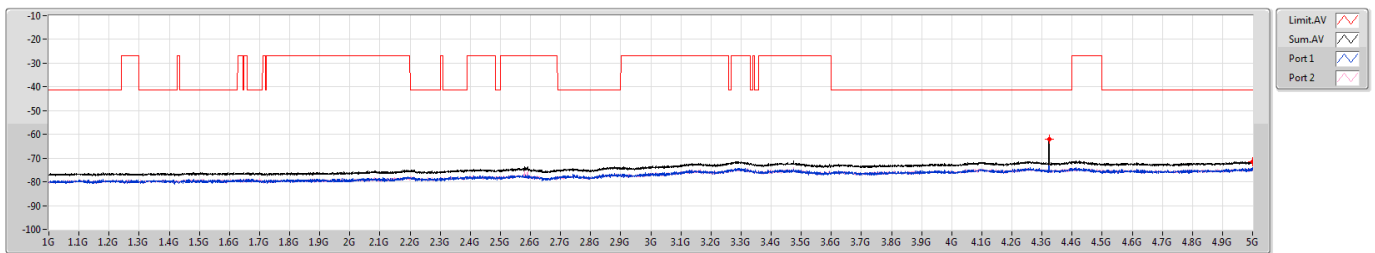


F-Start(Hz)	F-Stop(Hz)	RBW(Hz)	Type	Freq(Hz)	Ps(dBm)	P1(dBm)	P2(dBm)
1G	5G	1M	PK	4.324G	-59.38	-66.21	-60.39
1G	5G	1M	PK	5G	-62.61	-65.47	-65.77

6.425-6.525GHz_802.11ax_HEW40_Nss1,(MCS0)_2TX

CSE Other [AV]

6485MHz



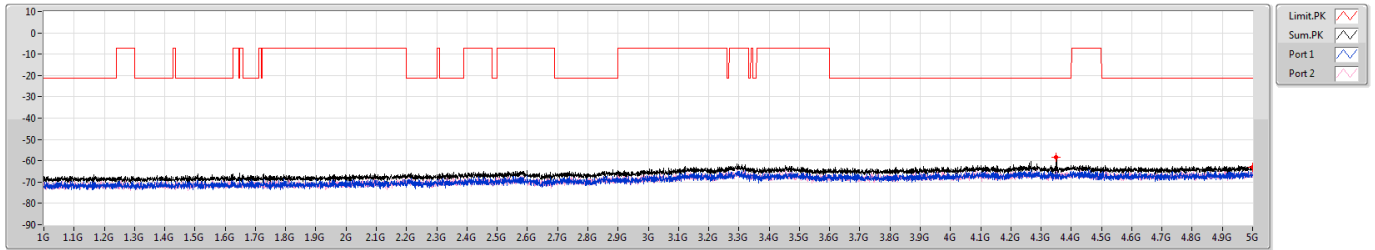
F-Start(Hz)	F-Stop(Hz)	RBW(Hz)	Type	Freq(Hz)	Ps(dBm)	P1(dBm)	P2(dBm)
1G	5G	1M	AV	4.325G	-62.12	-73.13	-62.48
1G	5G	1M	AV	5G	-71.53	-74.15	-74.98



6.425-6.525GHz_802.11ax_HEW40_Nss1,(MCS0)_2TX

CSE Other [PK]

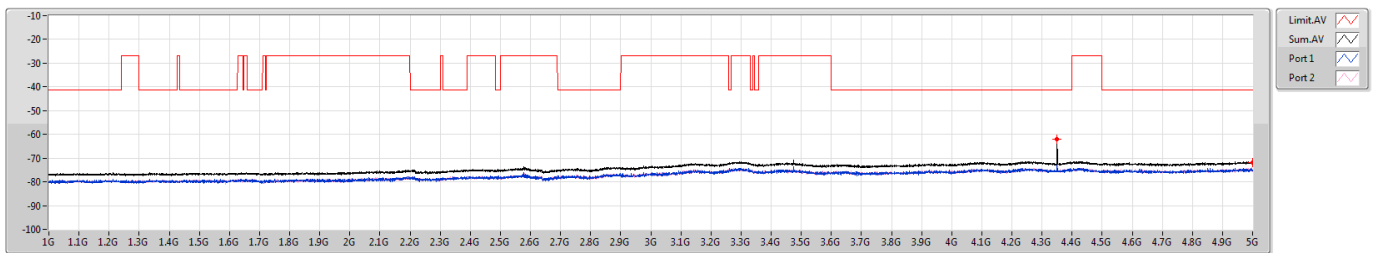
6525MHz Straddle 6.425-6.525GHz



6.425-6.525GHz_802.11ax_HEW40_Nss1,(MCS0)_2TX

CSE Other [AV]

6525MHz Straddle 6.425-6.525GHz

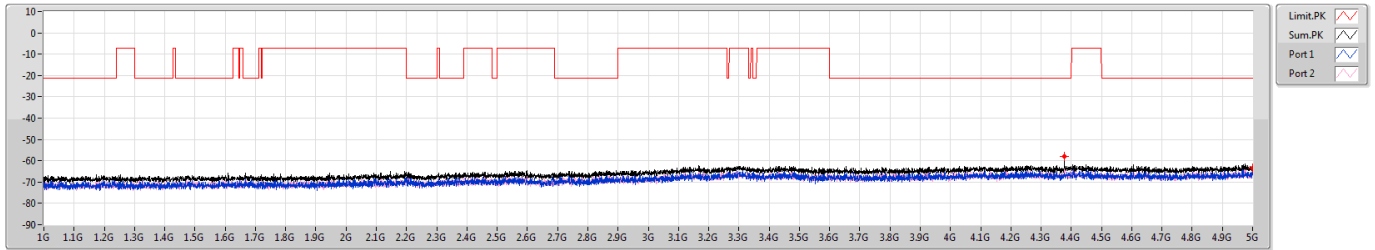




6.525-6.875GHz_802.11ax_HEW40_Nss1,(MCS0)_2TX

CSE Other [PK]

6565MHz

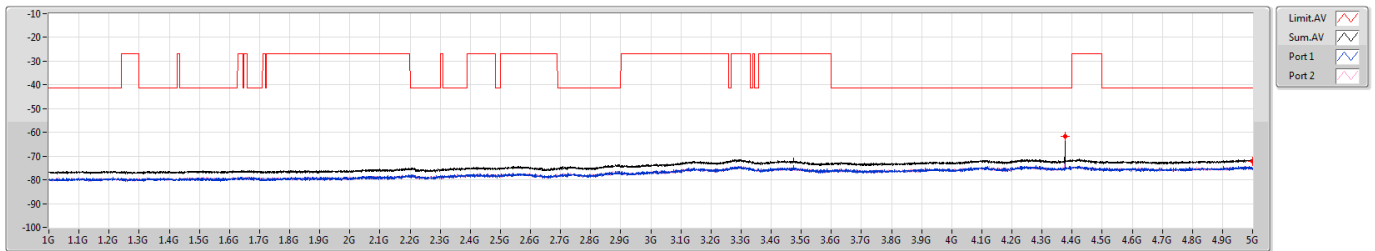


F-Start(Hz)	F-Stop(Hz)	RBW(Hz)	Type	Freq(Hz)	Psum(dBm)	P1(dBm)	P2(dBm)
1G	5G	1M	PK	4.377G	-57.99	-65.61	-58.82
1G	5G	1M	PK	5G	-63.54	-66.60	-66.50

6.525-6.875GHz_802.11ax_HEW40_Nss1,(MCS0)_2TX

CSE Other [AV]

6565MHz



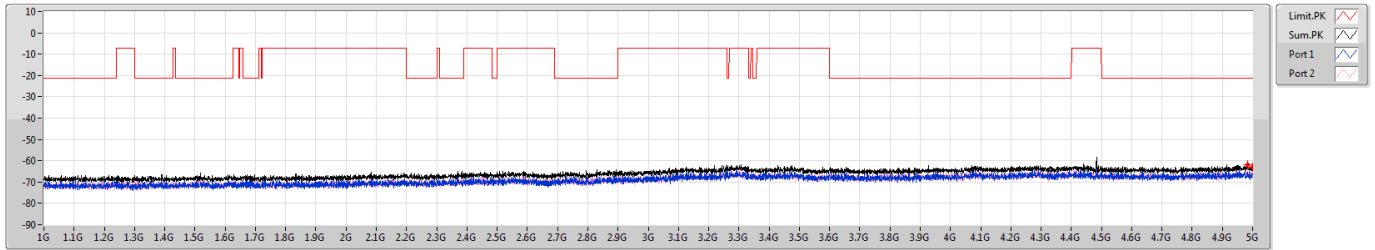
F-Start(Hz)	F-Stop(Hz)	RBW(Hz)	Type	Freq(Hz)	Psum(dBm)	P1(dBm)	P2(dBm)
1G	5G	1M	AV	4.377G	-61.82	-72.18	-62.24
1G	5G	1M	AV	5G	-72.26	-75.27	-75.27



6.525-6.875GHz_802.11ax_HEW40_Nss1,(MCS0)_2TX

CSE Other [PK]

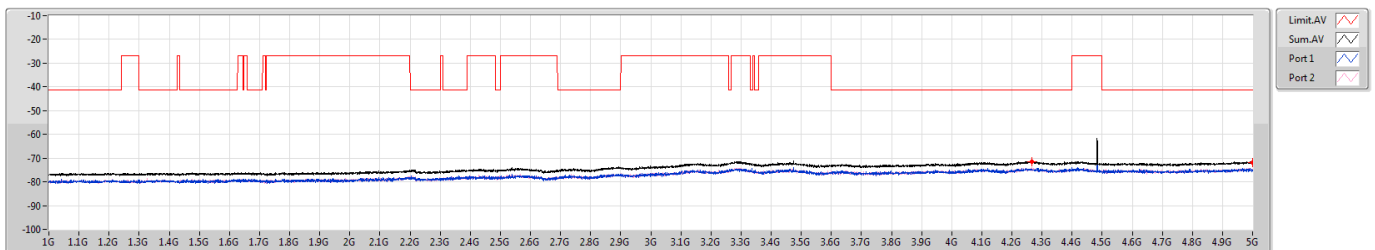
6725MHz



6.525-6.875GHz_802.11ax_HEW40_Nss1,(MCS0)_2TX

CSE Other [AV]

6725MHz

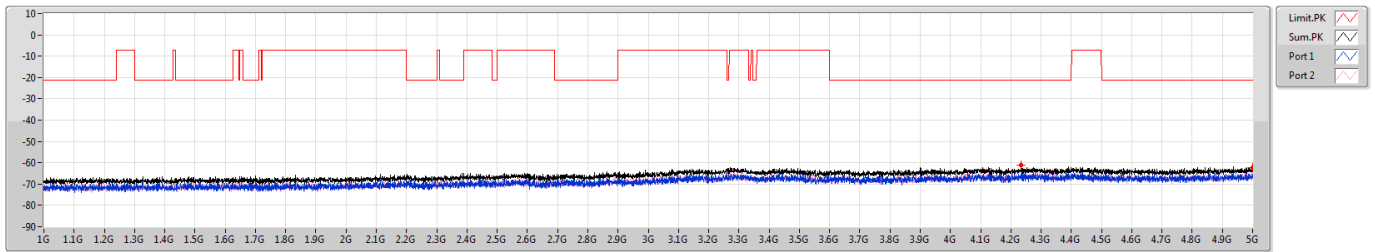




6.525-6.875GHz_802.11ax_HEW40_Nss1,(MCS0)_2TX

CSE Other [PK]

6845MHz

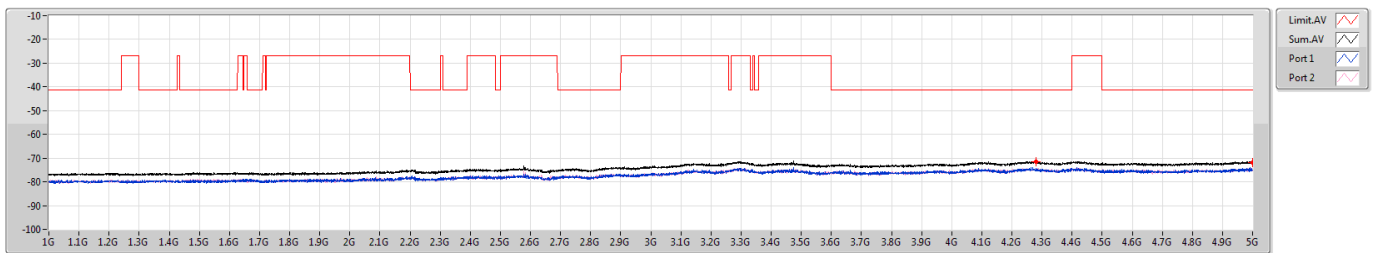


F-Start(Hz)	F-Stop(Hz)	RBW(Hz)	Type	Freq(Hz)	Psum(dBm)	P1(dBm)	P2(dBm)
1G	5G	1M	PK	4.235G	-61.04	-66.80	-62.38
1G	5G	1M	PK	5G	-62.22	-65.47	-65.00

6.525-6.875GHz_802.11ax_HEW40_Nss1,(MCS0)_2TX

CSE Other [AV]

6845MHz



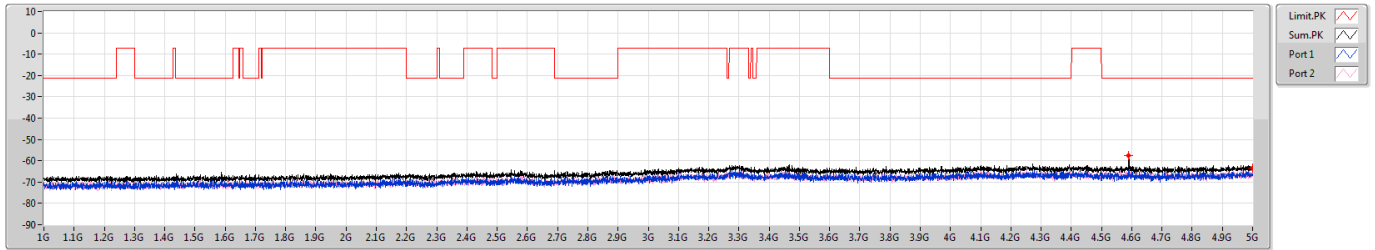
F-Start(Hz)	F-Stop(Hz)	RBW(Hz)	Type	Freq(Hz)	Psum(dBm)	P1(dBm)	P2(dBm)
1G	5G	1M	AV	4.28G	-71.37	-74.38	-74.38
1G	5G	1M	AV	5G	-71.97	-74.98	-74.98



6.525-6.875GHz_802.11ax_HEW40_Nss1,(MCS0)_2TX

CSE Other [PK]

6885MHz Straddle 6.525-6.875GHz

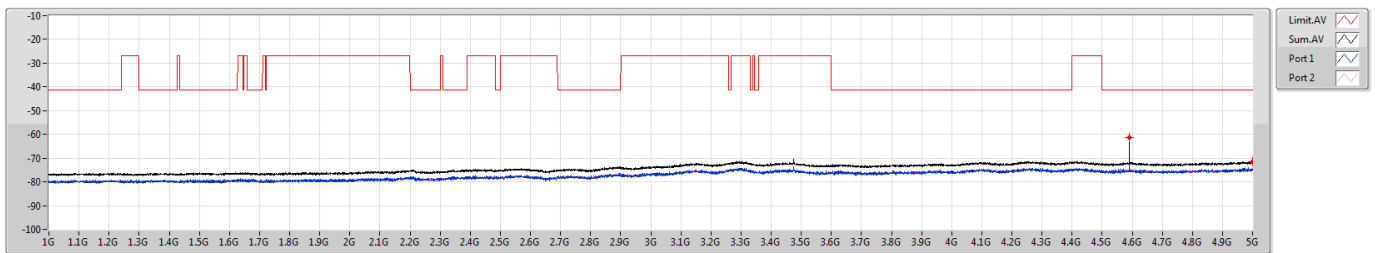


F-Start(Hz)	F-Stop(Hz)	RBW(Hz)	Type	Freq(Hz)	Psum(dBm)	P1(dBm)	P2(dBm)
1G	5G	1M	PK	4.5905G	-57.67	-63.43	-59.01
1G	5G	1M	PK	5G	-63.38	-66.50	-66.28

6.525-6.875GHz_802.11ax_HEW40_Nss1,(MCS0)_2TX

CSE Other [AV]

6885MHz Straddle 6.525-6.875GHz



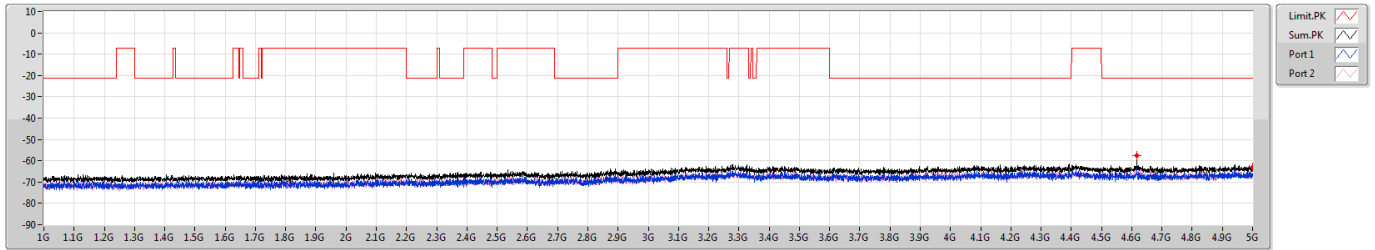
F-Start(Hz)	F-Stop(Hz)	RBW(Hz)	Type	Freq(Hz)	Psum(dBm)	P1(dBm)	P2(dBm)
1G	5G	1M	AV	4.59G	-61.23	-69.00	-62.02
1G	5G	1M	AV	5G	-71.53	-74.98	-74.15



6.875-7.125GHz_802.11ax HEW40_Nss1,(MCS0)_2TX

CSE Other [PK]

6925MHz

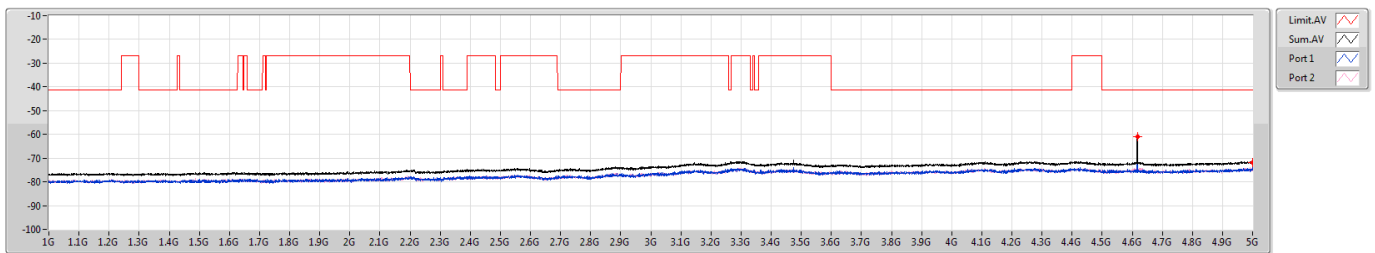


F-Start(Hz)	F-Stop(Hz)	RBW(Hz)	Type	Freq(Hz)	Psum(dBm)	P1(dBm)	P2(dBm)
1G	5G	1M	PK	4.617G	-57.65	-63.21	-59.06
1G	5G	1M	PK	5G	-63.16	-66.28	-66.07

6.875-7.125GHz_802.11ax HEW40_Nss1,(MCS0)_2TX

CSE Other [AV]

6925MHz



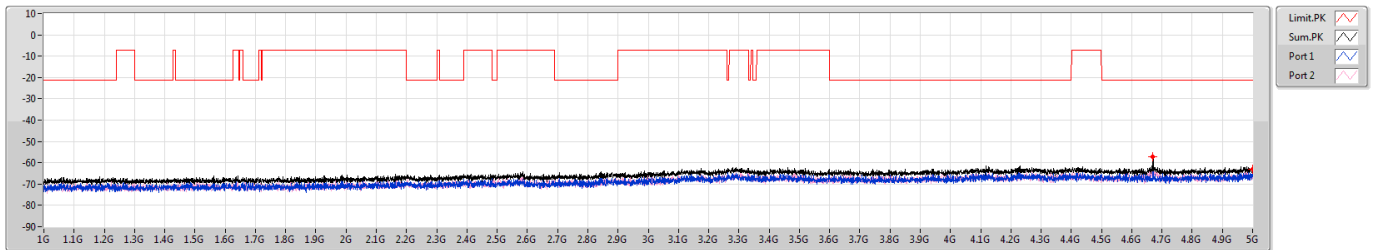
F-Start(Hz)	F-Stop(Hz)	RBW(Hz)	Type	Freq(Hz)	Psum(dBm)	P1(dBm)	P2(dBm)
1G	5G	1M	AV	4.617G	-60.97	-69.05	-61.71
1G	5G	1M	AV	5G	-71.82	-74.98	-74.69



6.875-7.125GHz_802.11ax_HEW40_Nss1,(MCS0)_2TX

CSE Other [PK]

7005MHz

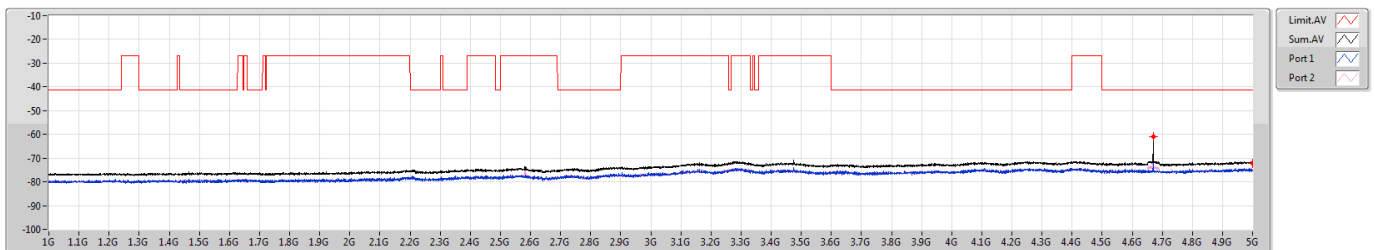


F-Start(Hz)	F-Stop(Hz)	RBW(Hz)	Type	Freq(Hz)	Ps(dBm)	P1(dBm)	P2(dBm)
1G	5G	1M	PK	4.6705G	-57.33	-63.17	-58.64
1G	5G	1M	PK	5G	-63.22	-66.39	-66.07

6.875-7.125GHz_802.11ax_HEW40_Nss1,(MCS0)_2TX

CSE Other [AV]

7005MHz



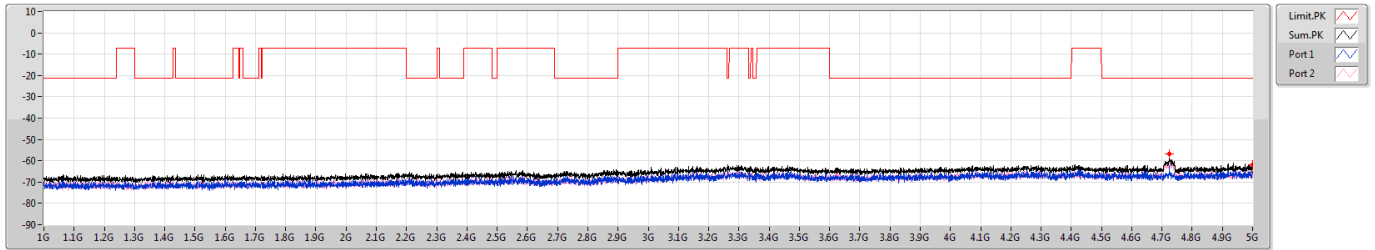
F-Start(Hz)	F-Stop(Hz)	RBW(Hz)	Type	Freq(Hz)	Ps(dBm)	P1(dBm)	P2(dBm)
1G	5G	1M	AV	4.67G	-60.98	-68.26	-61.88
1G	5G	1M	AV	5G	-72.11	-74.98	-75.27



6.875-7.125GHz_802.11ax_HEW40_Nss1,(MCS0)_2TX

CSE Other [PK]

7085MHz

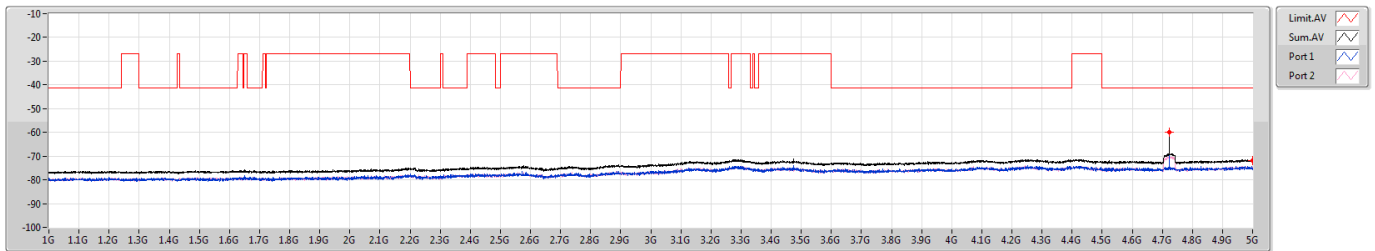


F-Start(Hz)	F-Stop(Hz)	RBW(Hz)	Type	Freq(Hz)	Psum(dBm)	P1(dBm)	P2(dBm)
1G	5G	1M	PK	4.7235G	-56.63	-62.39	-57.97
1G	5G	1M	PK	5G	-61.75	-65.38	-64.22

6.875-7.125GHz_802.11ax_HEW40_Nss1,(MCS0)_2TX

CSE Other [AV]

7085MHz



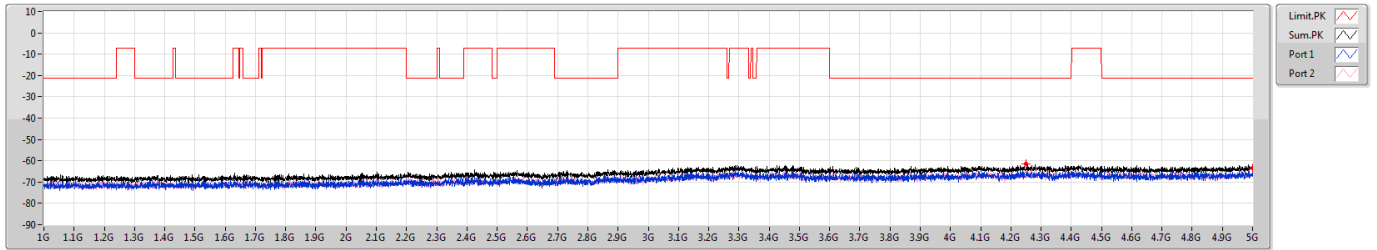
F-Start(Hz)	F-Stop(Hz)	RBW(Hz)	Type	Freq(Hz)	Psum(dBm)	P1(dBm)	P2(dBm)
1G	5G	1M	AV	4.7235G	-59.94	-67.19	-60.85
1G	5G	1M	AV	5G	-71.82	-74.98	-74.69



5.925-6.425GHz_802.11ax HEW80_Nss1,(MCS0)_2TX

CSE Other [PK]

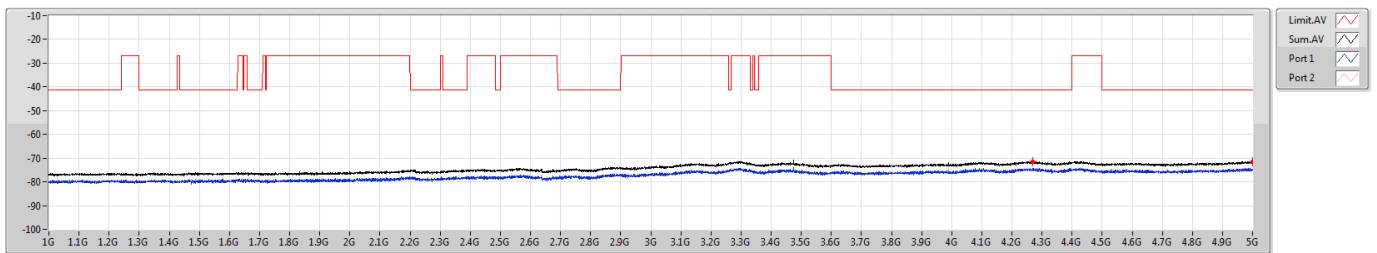
5985MHz



5.925-6.425GHz_802.11ax HEW80_Nss1,(MCS0)_2TX

CSE Other [AV]

5985MHz

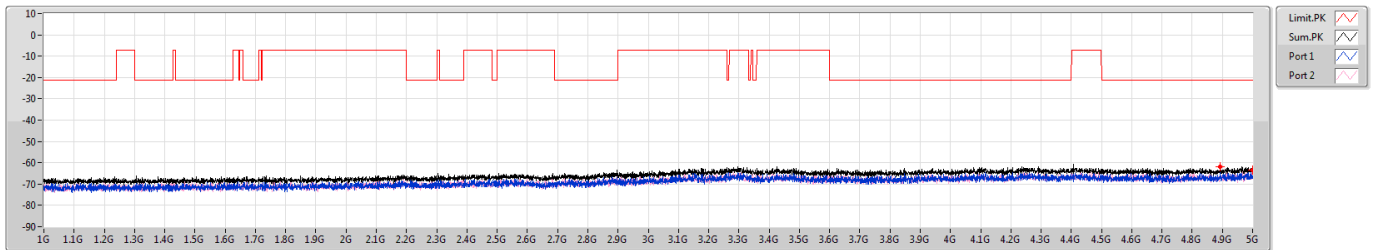




5.925-6.425GHz_802.11ax_HEW80_Nss1,(MCS0)_2TX

CSE Other [PK]

6145MHz

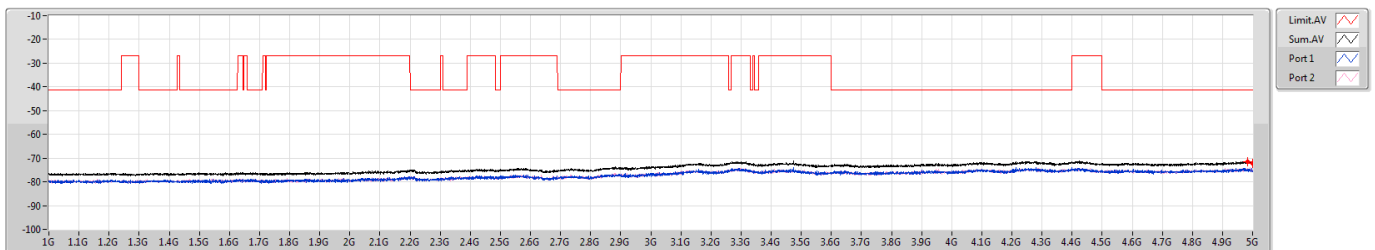


F-Start(Hz)	F-Stop(Hz)	RBW(Hz)	Type	Freq(Hz)	Psum(dBm)	P1(dBm)	P2(dBm)
1G	5G	1M	PK	4.893G	-62.02	-64.28	-65.93
1G	5G	1M	PK	5G	-63.27	-66.28	-66.28

5.925-6.425GHz_802.11ax_HEW80_Nss1,(MCS0)_2TX

CSE Other [AV]

6145MHz



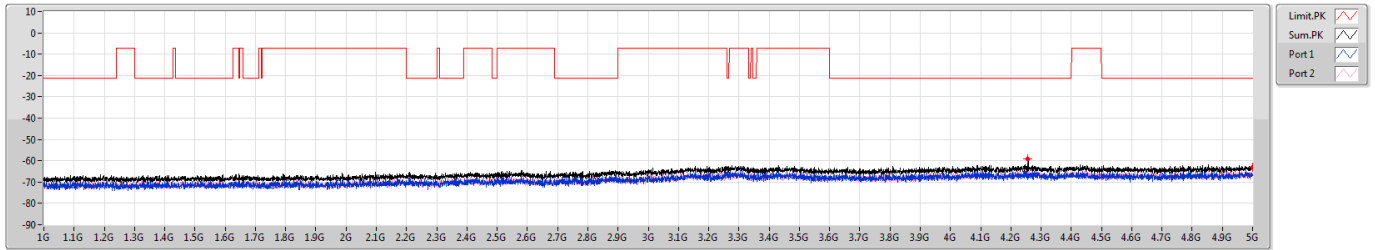
F-Start(Hz)	F-Stop(Hz)	RBW(Hz)	Type	Freq(Hz)	Psum(dBm)	P1(dBm)	P2(dBm)
1G	5G	1M	AV	4.983G	-71.42	-74.71	-74.17
1G	5G	1M	AV	5G	-72.11	-75.27	-74.98



5.925-6.425GHz_802.11ax_HEW80_Nss1,(MCS0)_2TX

CSE Other [PK]

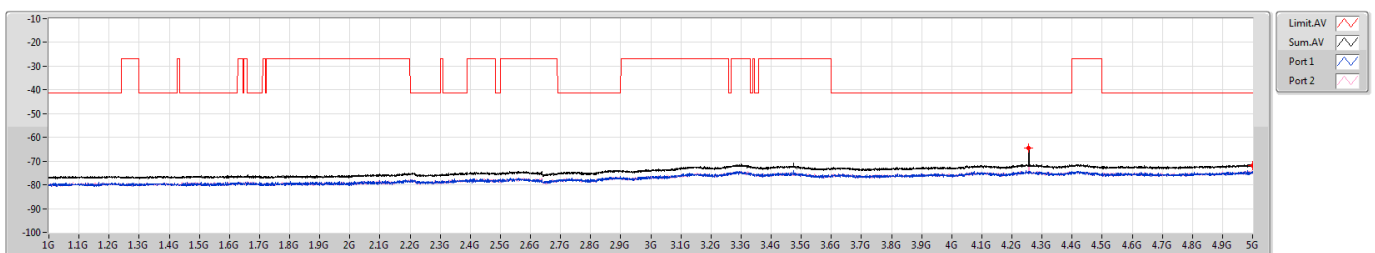
6385MHz



5.925-6.425GHz_802.11ax_HEW80_Nss1,(MCS0)_2TX

CSE Other [AV]

6385MHz

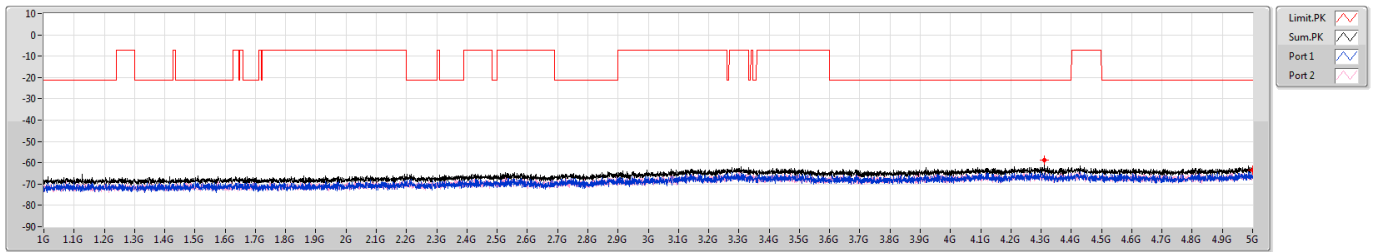




6.425-6.525GHz_802.11ax HEW80_Nss1,(MCS0)_2TX

CSE Other [PK]

6465MHz

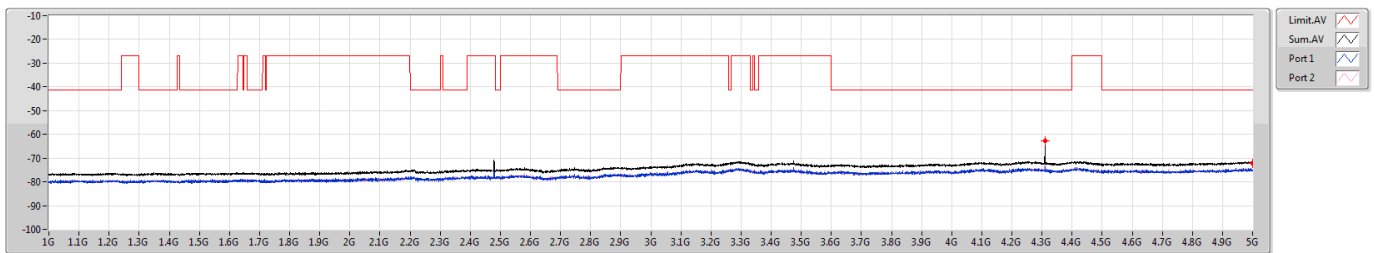


F-Start(Hz)	F-Stop(Hz)	RBW(Hz)	Type	Freq(Hz)	Psum(dBm)	P1(dBm)	P2(dBm)
1G	5G	1M	PK	4.3105G	-58.57	-64.92	-59.72
1G	5G	1M	PK	5G	-63.43	-66.39	-66.50

6.425-6.525GHz_802.11ax HEW80_Nss1,(MCS0)_2TX

CSE Other [AV]

6465MHz



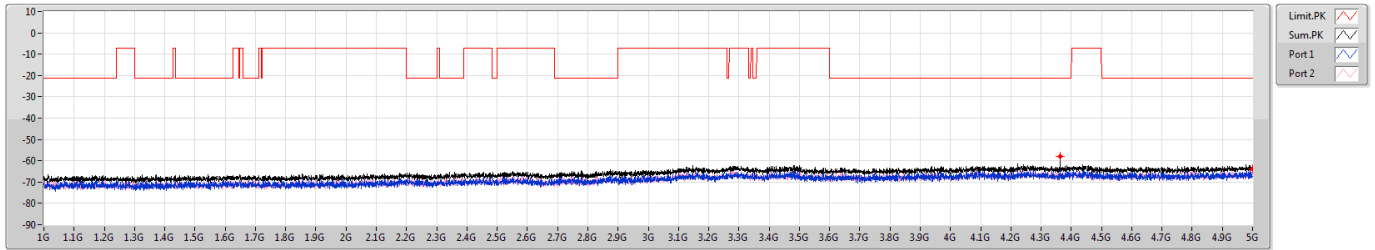
F-Start(Hz)	F-Stop(Hz)	RBW(Hz)	Type	Freq(Hz)	Psum(dBm)	P1(dBm)	P2(dBm)
1G	5G	1M	AV	4.31G	-62.70	-73.66	-63.06
1G	5G	1M	AV	5G	-72.11	-75.27	-74.98



6.425-6.525GHz_802.11ax_HEW80_Nss1,(MCS0)_2TX

CSE Other [PK]

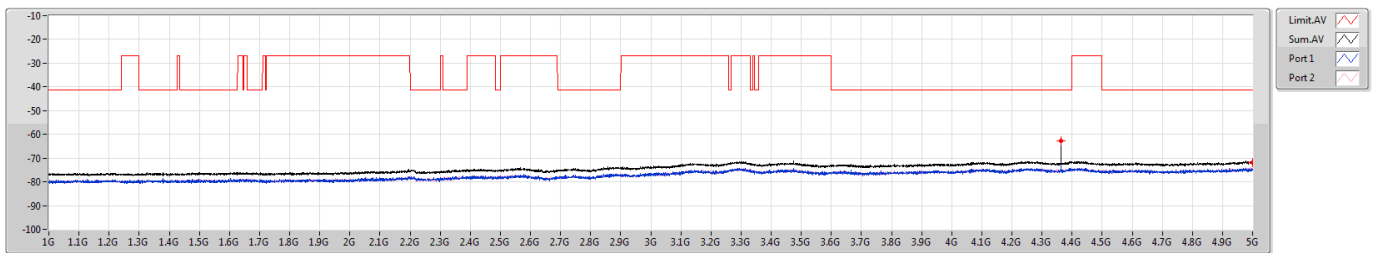
6545MHz Straddle 6.425-6.525GHz



6.425-6.525GHz_802.11ax_HEW80_Nss1,(MCS0)_2TX

CSE Other [AV]

6545MHz Straddle 6.425-6.525GHz

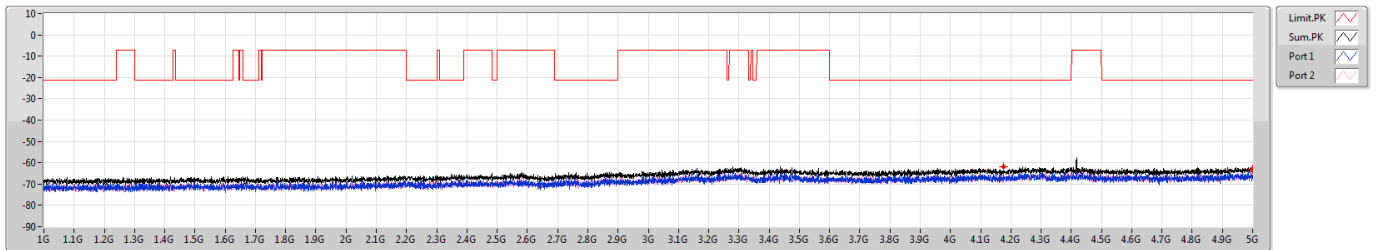




6.525-6.875GHz_802.11ax_HEW80_Nss1,(MCS0)_2TX

CSE Other [PK]

6625MHz

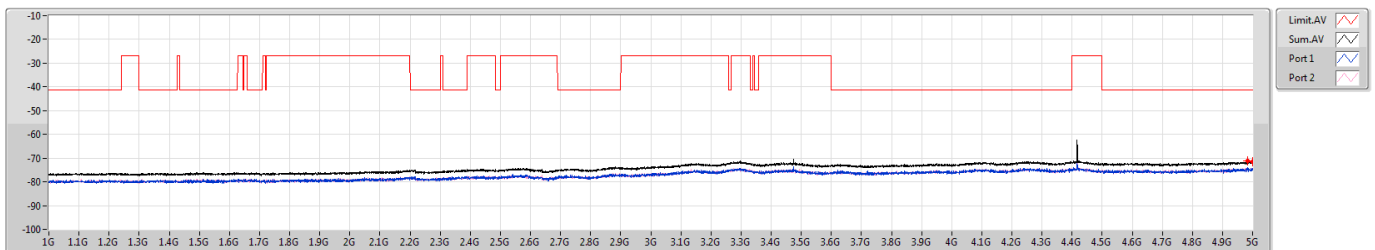


F-Start(Hz)	F-Stop(Hz)	RBW(Hz)	Type	Freq(Hz)	Ps(dBm)	P1(dBm)	P2(dBm)
1G	5G	1M	PK	4.176G	-61.91	-65.88	-64.13
1G	5G	1M	PK	5G	-62.91	-65.77	-66.07

6.525-6.875GHz_802.11ax_HEW80_Nss1,(MCS0)_2TX

CSE Other [AV]

6625MHz



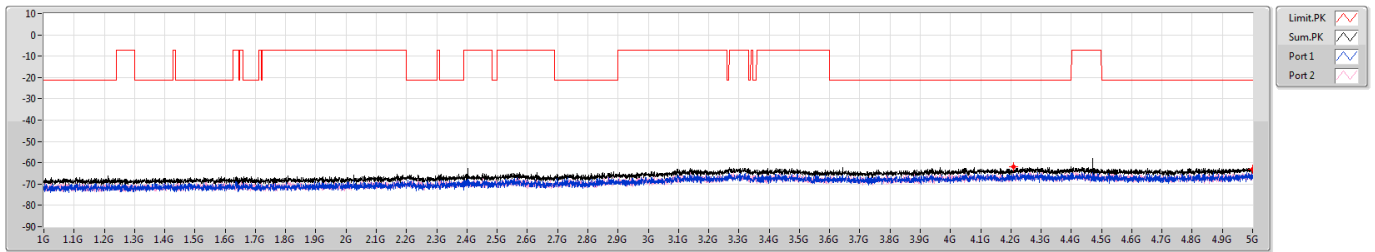
F-Start(Hz)	F-Stop(Hz)	RBW(Hz)	Type	Freq(Hz)	Ps(dBm)	P1(dBm)	P2(dBm)
1G	5G	1M	AV	4.9825G	-71.28	-73.91	-74.71
1G	5G	1M	AV	5G	-71.68	-74.42	-74.98



6.525-6.875GHz_802.11ax HEW80_Nss1,(MCS0)_2TX

CSE Other [PK]

6705MHz

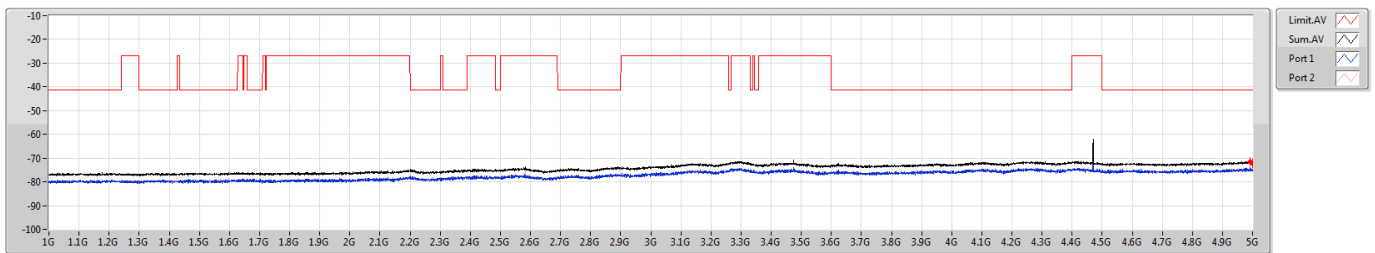


F-Start(Hz)	F-Stop(Hz)	RBW(Hz)	Type	Freq(Hz)	Ps(dBm)	P1(dBm)	P2(dBm)
1G	5G	1M	PK	4.2085G	-61.70	-65.81	-63.84
1G	5G	1M	PK	5G	-63.22	-66.39	-66.07

6.525-6.875GHz_802.11ax HEW80_Nss1,(MCS0)_2TX

CSE Other [AV]

6705MHz



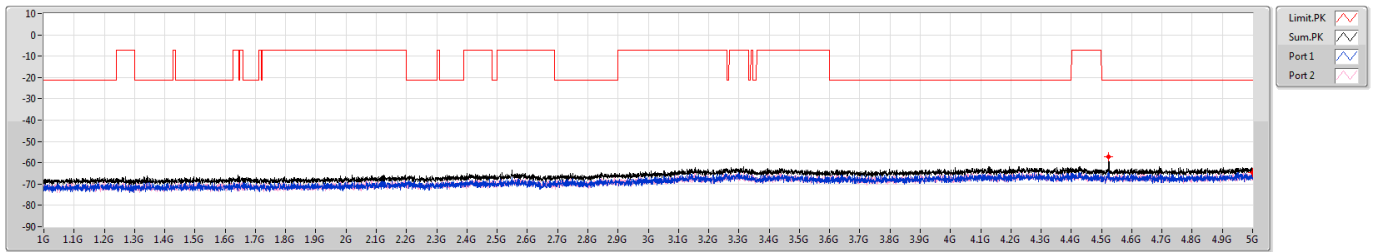
F-Start(Hz)	F-Stop(Hz)	RBW(Hz)	Type	Freq(Hz)	Ps(dBm)	P1(dBm)	P2(dBm)
1G	5G	1M	AV	4.992G	-71.42	-74.16	-74.71
1G	5G	1M	AV	5G	-72.11	-75.27	-74.98



6.525-6.875GHz_802.11ax_HEW80_Nss1,(MCS0)_2TX

CSE Other [PK]

6785MHz

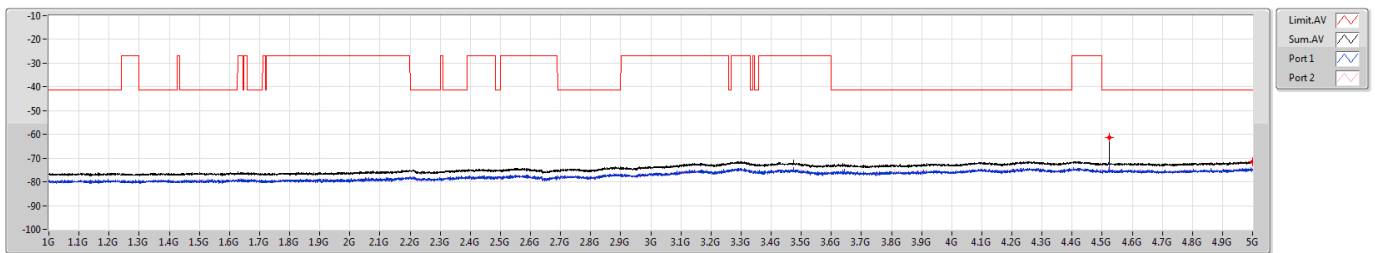


F-Start(Hz)	F-Stop(Hz)	RBW(Hz)	Type	Freq(Hz)	Psum(dBm)	P1(dBm)	P2(dBm)
1G	5G	1M	PK	4.524G	-57.17	-64.31	-58.10
1G	5G	1M	PK	5G	-64.44	-66.94	-68.04

6.525-6.875GHz_802.11ax_HEW80_Nss1,(MCS0)_2TX

CSE Other [AV]

6785MHz



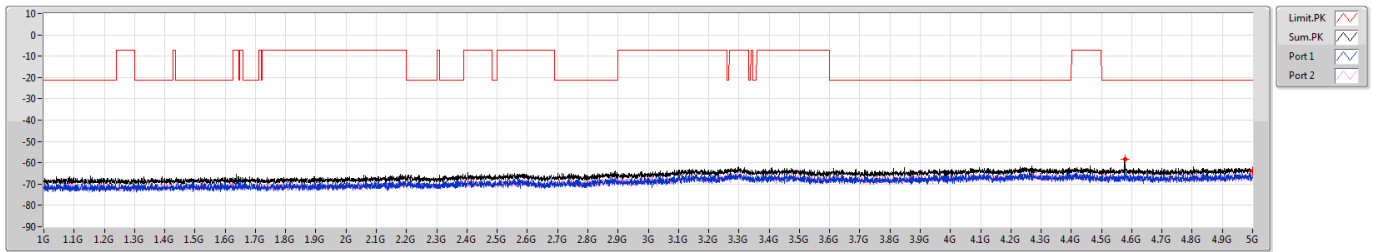
F-Start(Hz)	F-Stop(Hz)	RBW(Hz)	Type	Freq(Hz)	Psum(dBm)	P1(dBm)	P2(dBm)
1G	5G	1M	AV	4.5235G	-61.29	-69.70	-61.97
1G	5G	1M	AV	5G	-71.68	-74.69	-74.69



6.525-6.875GHz_802.11ax_HEW80_Nss1,(MCS0)_2TX

CSE Other [PK]

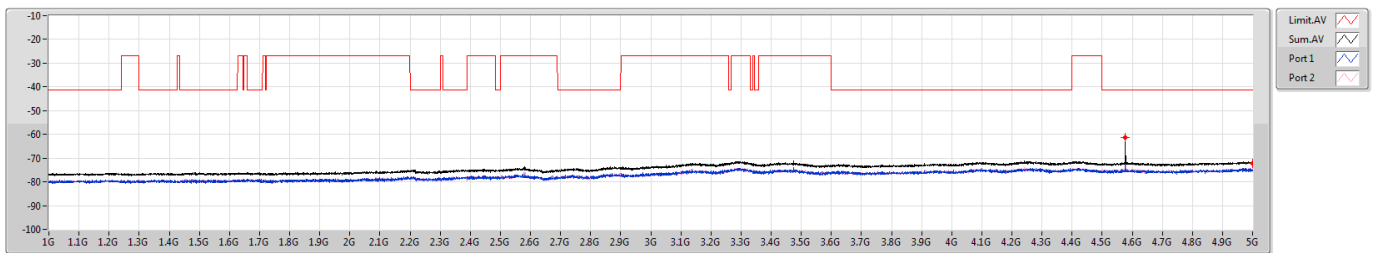
6865MHz Straddle 6.525-6.875GHz



6.525-6.875GHz_802.11ax_HEW80_Nss1,(MCS0)_2TX

CSE Other [AV]

6865MHz Straddle 6.525-6.875GHz

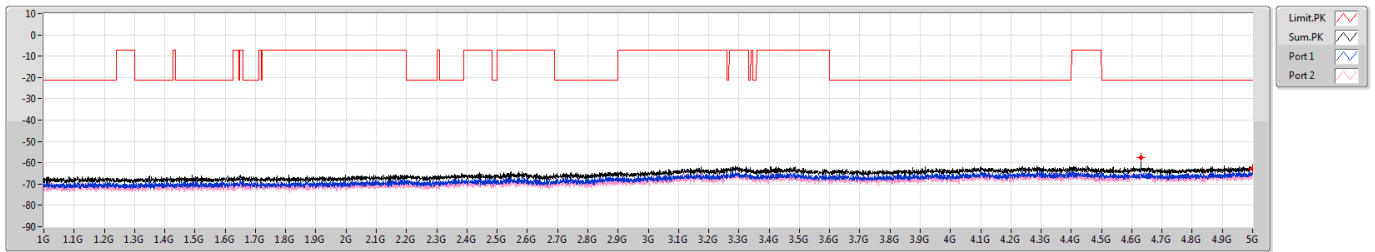




6.875-7.125GHz_802.11ax HEW80_Nss1,(MCS0)_2TX

CSE Other [PK]

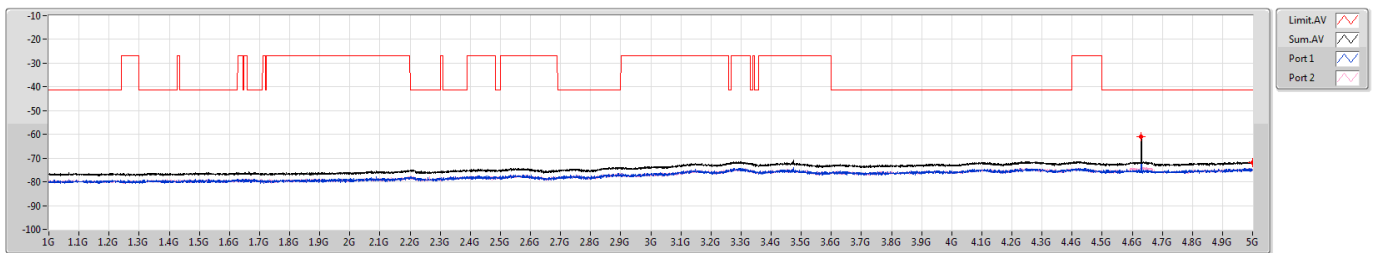
6945MHz



6.875-7.125GHz_802.11ax HEW80_Nss1,(MCS0)_2TX

CSE Other [AV]

6945MHz

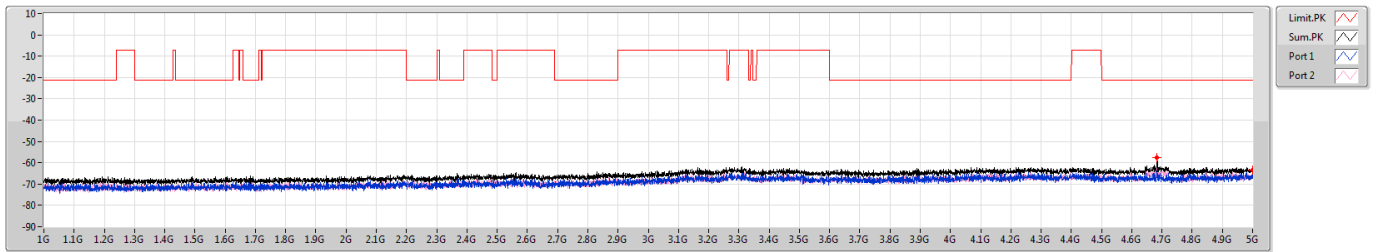




6.875-7.125GHz_802.11ax HEW80_Nss1,(MCS0)_2TX

CSE Other [PK]

7025MHz

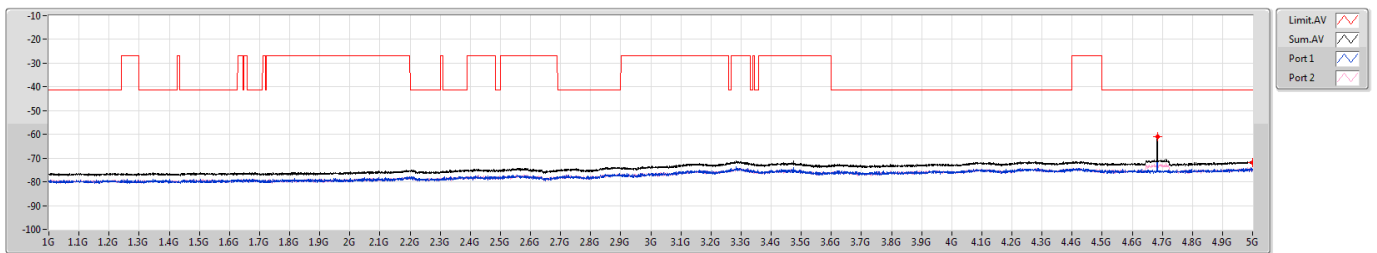


F-Start(Hz)	F-Stop(Hz)	RBW(Hz)	Type	Freq(Hz)	Ps(dBm)	P1(dBm)	P2(dBm)
1G	5G	1M	PK	4.684G	-57.74	-63.66	-59.02
1G	5G	1M	PK	5G	-63.25	-65.67	-66.94

6.875-7.125GHz_802.11ax HEW80_Nss1,(MCS0)_2TX

CSE Other [AV]

7025MHz



F-Start(Hz)	F-Stop(Hz)	RBW(Hz)	Type	Freq(Hz)	Ps(dBm)	P1(dBm)	P2(dBm)
1G	5G	1M	AV	4.6835G	-61.03	-68.40	-61.91
1G	5G	1M	AV	5G	-71.97	-74.98	-74.98

Summary

Mode	Result	F-Start (Hz)	F-Stop (Hz)	Type	Freq (Hz)	DG (dBi)	P1 (dBm)	P2 (dBm)	Psum (dBm)	EIRP (dBm)	Limit (dBm)	Margin (dB)
5.925-6.425GHz	-	-	-	-	-	-	-	-	-	-	-	-
802.11a_Nss1,(6Mbps)_2TX	Pass	5G	5.9G	AV	5.4014G	8.21	-64.58	-64.86	-61.71	-53.50	-41.20	-12.30
802.11ax HEW20_Nss1,(MCS0)_2TX-OFDMA	Pass	5G	5.9G	AV	5.378G	8.21	-64.67	-64.67	-61.66	-53.45	-41.20	-12.25
802.11ax HEW40_Nss1,(MCS0)_2TX-OFDMA	Pass	5G	5.9G	AV	5.41715G	8.21	-64.61	-64.61	-61.60	-53.39	-41.20	-12.19
802.11ax HEW80_Nss1,(MCS0)_2TX-OFDMA	Pass	5G	5.9G	AV	5.3924G	8.21	-64.46	-64.46	-61.45	-53.24	-41.20	-12.04
6.425-6.525GHz	-	-	-	-	-	-	-	-	-	-	-	-
802.11a_Nss1,(6Mbps)_2TX	Pass	5G	5.9G	AV	5.40185G	8.21	-64.86	-64.58	-61.71	-53.50	-41.20	-12.30
802.11ax HEW20_Nss1,(MCS0)_2TX-OFDMA	Pass	5G	5.9G	AV	5.3762G	8.21	-64.67	-64.67	-61.66	-53.45	-41.20	-12.25
802.11ax HEW40_Nss1,(MCS0)_2TX-OFDMA	Pass	5G	5.9G	AV	5.3969G	8.21	-64.87	-64.59	-61.72	-53.51	-41.20	-12.31
802.11ax HEW80_Nss1,(MCS0)_2TX-OFDMA	Pass	5G	5.9G	AV	5.3996G	8.21	-64.43	-64.71	-61.56	-53.35	-41.20	-12.15
6.525-6.875GHz	-	-	-	-	-	-	-	-	-	-	-	-
802.11a_Nss1,(6Mbps)_2TX	Pass	5G	5.9G	AV	5.4023G	8.21	-64.86	-64.59	-61.71	-53.50	-41.20	-12.30
802.11ax HEW20_Nss1,(MCS0)_2TX-OFDMA	Pass	5G	5.9G	AV	5.40455G	8.21	-64.59	-64.87	-61.72	-53.51	-41.20	-12.31
802.11ax HEW40_Nss1,(MCS0)_2TX-OFDMA	Pass	5G	5.9G	AV	5.3996G	8.21	-64.86	-64.58	-61.71	-53.50	-41.20	-12.30
802.11ax HEW80_Nss1,(MCS0)_2TX-OFDMA	Pass	5G	5.9G	AV	5.3969G	8.21	-64.44	-64.72	-61.57	-53.36	-41.20	-12.16
6.875-7.125GHz	-	-	-	-	-	-	-	-	-	-	-	-
802.11a_Nss1,(6Mbps)_2TX	Pass	7.125G	7.15G	AV	7.1255G	8.21	-52.78	-51.10	-48.85	-30.02	-27.00	-3.02
802.11ax HEW20_Nss1,(MCS0)_2TX-OFDMA	Pass	7.125G	7.15G	AV	7.1255G	8.21	-51.90	-52.89	-49.36	-30.20	-27.00	-3.20
802.11ax HEW40_Nss1,(MCS0)_2TX-OFDMA	Pass	5G	5.9G	AV	5.3987G	8.21	-64.44	-64.71	-61.56	-53.35	-41.20	-12.15
802.11ax HEW80_Nss1,(MCS0)_2TX-OFDMA	Pass	7.15G	7.5G	AV	7.2536G	8.21	-65.31	-63.82	-61.49	-53.28	-41.20	-12.08

DG = Directional Gain ; PX=Port X; Psum=P1+P2+...PX

Result

Mode	Result	F-Start (Hz)	F-Stop (Hz)	Type	Freq (Hz)	DG (dBi)	P1 (dBm)	P2 (dBm)	Psum (dBm)	EIRP (dBm)	Limit (dBm)	Margin (dB)
802.11a_Nss1,(6Mbps)_2TX	-	-	-	-	-	-	-	-	-	-	-	-
5955MHz	Pass	5G	5.9G	AV	5.4014G	8.21	-64.58	-64.86	-61.71	-53.50	-41.20	-12.30
5955MHz	Pass	5.9G	5.925G	AV	5.92388G	8.21	-62.25	-62.00	-59.11	-50.90	-27.00	-23.90
5955MHz	Pass	7.125G	7.15G	AV	7.12841G	8.21	-65.50	-65.50	-62.49	-54.28	-27.00	-27.28
5955MHz	Pass	7.15G	7.5G	AV	7.40428G	8.21	-65.27	-65.06	-62.15	-53.94	-41.20	-12.74
5955MHz	Pass	5G	5.9G	PK	5.39195G	8.21	-53.77	-55.67	-51.61	-43.40	-21.20	-22.20
5955MHz	Pass	5.9G	5.925G	PK	5.9187G	8.21	-50.35	-51.49	-47.87	-39.66	-7.00	-32.66
5955MHz	Pass	7.125G	7.15G	PK	7.12995G	8.21	-53.88	-55.23	-51.49	-43.28	-7.00	-36.28
5955MHz	Pass	7.15G	7.5G	PK	7.33725G	8.21	-54.23	-55.61	-51.86	-43.65	-21.20	-22.45
6175MHz	Pass	5G	5.9G	AV	5.40095G	8.21	-64.86	-64.58	-61.71	-53.50	-41.20	-12.30
6175MHz	Pass	5.9G	5.925G	AV	5.92196G	8.21	-62.75	-62.75	-59.74	-51.53	-27.00	-24.53
6175MHz	Pass	7.125G	7.15G	AV	7.12593G	8.21	-65.93	-65.27	-62.58	-54.37	-27.00	-27.37
6175MHz	Pass	7.15G	7.5G	AV	7.41793G	8.21	-65.23	-65.01	-62.11	-53.90	-41.20	-12.70
6175MHz	Pass	5G	5.9G	PK	5.3915G	8.21	-55.87	-53.25	-51.36	-43.15	-21.20	-21.95
6175MHz	Pass	5.9G	5.925G	PK	5.92425G	8.21	-52.66	-50.63	-48.52	-40.31	-7.00	-33.31
6175MHz	Pass	7.125G	7.15G	PK	7.12746G	8.21	-53.38	-55.49	-51.30	-43.09	-7.00	-36.09
6175MHz	Pass	7.15G	7.5G	PK	7.30663G	8.21	-54.83	-54.05	-51.41	-43.20	-21.20	-22.00
6415MHz	Pass	5G	5.9G	AV	5.4032G	8.21	-64.59	-64.86	-61.71	-53.50	-41.20	-12.30
6415MHz	Pass	5.9G	5.925G	AV	5.90025G	8.21	-62.93	-62.93	-59.92	-51.71	-27.00	-24.71
6415MHz	Pass	7.125G	7.15G	AV	7.13054G	8.21	-65.29	-65.72	-62.49	-54.28	-27.00	-27.28
6415MHz	Pass	7.15G	7.5G	AV	7.42563G	8.21	-65.20	-65.20	-62.19	-53.98	-41.20	-12.78
6415MHz	Pass	5G	5.9G	PK	5.3591G	8.21	-57.06	-52.55	-51.23	-43.02	-21.20	-21.82
6415MHz	Pass	5.9G	5.925G	PK	5.91476G	8.21	-52.14	-51.40	-48.74	-40.53	-7.00	-33.53
6415MHz	Pass	7.125G	7.15G	PK	7.1259G	8.21	-54.46	-54.83	-51.63	-43.42	-7.00	-36.42
6415MHz	Pass	7.15G	7.5G	PK	7.31975G	8.21	-53.63	-56.99	-51.98	-43.77	-21.20	-22.57
6435MHz	Pass	5G	5.9G	AV	5.40185G	8.21	-64.86	-64.58	-61.71	-53.50	-41.20	-12.30
6435MHz	Pass	5.9G	5.925G	AV	5.90178G	8.21	-62.94	-62.94	-59.93	-51.72	-27.00	-24.72
6435MHz	Pass	7.125G	7.15G	AV	7.13231G	8.21	-65.73	-65.29	-62.49	-54.28	-27.00	-27.28
6435MHz	Pass	7.15G	7.5G	AV	7.41898G	8.21	-65.01	-65.01	-62.00	-53.79	-41.20	-12.59
6435MHz	Pass	5G	5.9G	PK	5.40905G	8.21	-54.40	-54.31	-51.34	-43.13	-21.20	-21.93
6435MHz	Pass	5.9G	5.925G	PK	5.9189G	8.21	-51.35	-52.40	-48.83	-40.62	-7.00	-33.62
6435MHz	Pass	7.125G	7.15G	PK	7.13913G	8.21	-54.80	-53.79	-51.26	-43.05	-7.00	-36.05
6435MHz	Pass	7.15G	7.5G	PK	7.43175G	8.21	-57.34	-53.34	-51.88	-43.67	-21.20	-22.47
6475MHz	Pass	5G	5.9G	AV	5.3654G	8.21	-64.47	-65.01	-61.72	-53.51	-41.20	-12.31
6475MHz	Pass	5.9G	5.925G	AV	5.90568G	8.21	-62.95	-62.95	-59.94	-51.73	-27.00	-24.73
6475MHz	Pass	7.125G	7.15G	AV	7.12515G	8.21	-65.49	-65.49	-62.48	-54.27	-27.00	-27.27
6475MHz	Pass	7.15G	7.5G	AV	7.42265G	8.21	-65.21	-65.21	-62.20	-53.99	-41.20	-12.79
6475MHz	Pass	5G	5.9G	PK	5.4284G	8.21	-55.70	-53.35	-51.36	-43.15	-21.20	-21.95
6475MHz	Pass	5.9G	5.925G	PK	5.91086G	8.21	-52.28	-51.10	-48.64	-40.43	-7.00	-33.43
6475MHz	Pass	7.125G	7.15G	PK	7.12566G	8.21	-53.32	-56.43	-51.59	-43.38	-7.00	-36.38
6475MHz	Pass	7.15G	7.5G	PK	7.3964G	8.21	-54.91	-54.28	-51.57	-43.36	-21.20	-22.16
6515MHz	Pass	5G	5.9G	AV	5.3969G	8.21	-64.59	-64.87	-61.72	-53.51	-41.20	-12.31

Mode	Result	F-Start (Hz)	F-Stop (Hz)	Type	Freq (Hz)	DG (dBi)	P1 (dBm)	P2 (dBm)	Psum (dBm)	EIRP (dBm)	Limit (dBm)	Margin (dB)
6515MHz	Pass	5.9G	5.925G	AV	5.90073G	8.21	-63.21	-62.66	-59.92	-51.71	-27.00	-24.71
6515MHz	Pass	7.125G	7.15G	AV	7.1317G	8.21	-65.95	-65.29	-62.60	-54.39	-27.00	-27.39
6515MHz	Pass	7.15G	7.5G	AV	7.41618G	8.21	-65.23	-65.02	-62.11	-53.90	-41.20	-12.70
6515MHz	Pass	5G	5.9G	PK	5.4311G	8.21	-56.21	-53.44	-51.60	-43.39	-21.20	-22.19
6515MHz	Pass	5.9G	5.925G	PK	5.907G	8.21	-51.37	-52.27	-48.79	-40.58	-7.00	-33.58
6515MHz	Pass	7.125G	7.15G	PK	7.14974G	8.21	-54.11	-53.99	-51.04	-42.83	-7.00	-35.83
6515MHz	Pass	7.15G	7.5G	PK	7.41863G	8.21	-53.16	-55.02	-50.98	-42.77	-21.20	-21.57
6535MHz	Pass	5G	5.9G	AV	5.40545G	8.21	-64.87	-64.59	-61.72	-53.51	-41.20	-12.31
6535MHz	Pass	5.9G	5.925G	AV	5.90248G	8.21	-62.67	-63.21	-59.92	-51.71	-27.00	-24.71
6535MHz	Pass	7.125G	7.15G	AV	7.12653G	8.21	-65.49	-65.71	-62.59	-54.38	-27.00	-27.38
6535MHz	Pass	7.15G	7.5G	AV	7.4181G	8.21	-65.22	-65.22	-62.21	-54.00	-41.20	-12.80
6535MHz	Pass	5G	5.9G	PK	5.43785G	8.21	-53.62	-55.10	-51.29	-43.08	-21.20	-21.88
6535MHz	Pass	5.9G	5.925G	PK	5.92166G	8.21	-54.07	-50.49	-48.91	-40.70	-7.00	-33.70
6535MHz	Pass	7.125G	7.15G	PK	7.13844G	8.21	-56.16	-53.24	-51.45	-43.24	-7.00	-36.24
6535MHz	Pass	7.15G	7.5G	PK	7.46483G	8.21	-55.70	-53.70	-51.58	-43.37	-21.20	-22.17
6715MHz	Pass	5G	5.9G	AV	5.41355G	8.21	-64.88	-64.60	-61.73	-53.52	-41.20	-12.32
6715MHz	Pass	5.9G	5.925G	AV	5.901G	8.21	-62.93	-62.93	-59.92	-51.71	-27.00	-24.71
6715MHz	Pass	7.125G	7.15G	AV	7.12678G	8.21	-65.49	-65.71	-62.59	-54.38	-27.00	-27.38
6715MHz	Pass	7.15G	7.5G	AV	7.42038G	8.21	-65.22	-65.00	-62.10	-53.89	-41.20	-12.69
6715MHz	Pass	5G	5.9G	PK	5.3636G	8.21	-56.19	-53.67	-51.74	-43.53	-21.20	-22.33
6715MHz	Pass	5.9G	5.925G	PK	5.90828G	8.21	-50.50	-52.12	-48.22	-40.01	-7.00	-33.01
6715MHz	Pass	7.125G	7.15G	PK	7.14465G	8.21	-54.75	-54.38	-51.55	-43.34	-7.00	-36.34
6715MHz	Pass	7.15G	7.5G	PK	7.35265G	8.21	-54.00	-55.90	-51.84	-43.63	-21.20	-22.43
6855MHz	Pass	5G	5.9G	AV	5.4023G	8.21	-64.86	-64.59	-61.71	-53.50	-41.20	-12.30
6855MHz	Pass	5.9G	5.925G	AV	5.90859G	8.21	-62.96	-62.96	-59.95	-51.74	-27.00	-24.74
6855MHz	Pass	7.125G	7.15G	AV	7.12926G	8.21	-65.94	-65.28	-62.59	-54.38	-27.00	-27.38
6855MHz	Pass	7.15G	7.5G	AV	7.3985G	8.21	-65.08	-65.08	-62.07	-53.86	-41.20	-12.66
6855MHz	Pass	5G	5.9G	PK	5.39375G	8.21	-55.76	-53.24	-51.31	-43.10	-21.20	-21.90
6855MHz	Pass	5.9G	5.925G	PK	5.92368G	8.21	-50.49	-52.91	-48.52	-40.31	-7.00	-33.31
6855MHz	Pass	7.125G	7.15G	PK	7.13395G	8.21	-54.42	-54.67	-51.53	-43.32	-7.00	-36.32
6855MHz	Pass	7.15G	7.5G	PK	7.40638G	8.21	-53.21	-56.51	-51.54	-43.33	-21.20	-22.13
6875MHz Straddle 6.525-6.875GHz	Pass	5G	5.9G	AV	5.40905G	8.21	-64.87	-64.60	-61.72	-53.51	-41.20	-12.31
6875MHz Straddle 6.525-6.875GHz	Pass	5.9G	5.925G	AV	5.90629G	8.21	-62.95	-62.69	-59.81	-51.60	-27.00	-24.60
6875MHz Straddle 6.525-6.875GHz	Pass	7.125G	7.15G	AV	7.12573G	8.21	-65.71	-65.49	-62.59	-54.38	-27.00	-27.38
6875MHz Straddle 6.525-6.875GHz	Pass	7.15G	7.5G	AV	7.41425G	8.21	-65.24	-65.02	-62.12	-53.91	-41.20	-12.71
6875MHz Straddle 6.525-6.875GHz	Pass	5G	5.9G	PK	5.4203G	8.21	-56.48	-52.96	-51.36	-43.15	-21.20	-21.95
6875MHz Straddle 6.525-6.875GHz	Pass	5.9G	5.925G	PK	5.9222G	8.21	-52.65	-51.22	-48.87	-40.66	-7.00	-33.66
6875MHz Straddle 6.525-6.875GHz	Pass	7.125G	7.15G	PK	7.12701G	8.21	-54.28	-53.71	-50.98	-42.77	-7.00	-35.77
6875MHz Straddle 6.525-6.875GHz	Pass	7.15G	7.5G	PK	7.41408G	8.21	-56.89	-53.51	-51.87	-43.66	-21.20	-22.46
6895MHz	Pass	5G	5.9G	AV	5.41895G	8.21	-64.61	-64.89	-61.74	-53.53	-41.20	-12.33
6895MHz	Pass	5.9G	5.925G	AV	5.90715G	8.21	-62.96	-62.96	-59.95	-51.74	-27.00	-24.74
6895MHz	Pass	7.125G	7.15G	AV	7.12609G	8.21	-65.71	-65.27	-62.47	-54.26	-27.00	-27.26

Mode	Result	F-Start (Hz)	F-Stop (Hz)	Type	Freq (Hz)	DG (dBi)	P1 (dBm)	P2 (dBm)	Psum (dBm)	EIRP (dBm)	Limit (dBm)	Margin (dB)
6895MHz	Pass	7.15G	7.5G	AV	7.1514G	8.21	-65.79	-65.79	-62.78	-54.57	-27.00	-27.57
6895MHz	Pass	7.15G	7.5G	AV	7.40165G	8.21	-64.86	-65.28	-62.05	-53.84	-41.20	-12.64
6895MHz	Pass	5G	5.9G	PK	5.3996G	8.21	-54.81	-54.81	-51.80	-43.59	-21.20	-22.39
6895MHz	Pass	5.9G	5.925G	PK	5.90719G	8.21	-51.02	-53.01	-48.89	-40.68	-7.00	-33.68
6895MHz	Pass	7.125G	7.15G	PK	7.13318G	8.21	-55.79	-53.45	-51.45	-43.24	-7.00	-36.24
6895MHz	Pass	7.15G	7.5G	PK	7.16908G	8.21	-55.69	-55.36	-52.51	-44.30	-7.00	-37.30
6895MHz	Pass	7.15G	7.5G	PK	7.3992G	8.21	-55.36	-54.45	-51.87	-43.66	-21.20	-22.46
7015MHz	Pass	5G	5.9G	AV	5.40635G	8.21	-64.87	-64.59	-61.72	-53.51	-41.20	-12.31
7015MHz	Pass	5.9G	5.925G	AV	5.9079G	8.21	-62.96	-62.69	-59.81	-51.60	-27.00	-24.60
7015MHz	Pass	7.125G	7.15G	AV	7.12644G	8.21	-65.71	-65.28	-62.48	-54.27	-27.00	-27.27
7015MHz	Pass	7.15G	7.5G	AV	7.15298G	8.21	-65.59	-65.59	-62.58	-54.37	-27.00	-27.37
7015MHz	Pass	7.15G	7.5G	AV	7.41985G	8.21	-65.00	-65.22	-62.10	-53.89	-41.20	-12.69
7015MHz	Pass	5G	5.9G	PK	5.1269G	8.21	-55.40	-53.25	-51.18	-42.97	-21.20	-21.77
7015MHz	Pass	5.9G	5.925G	PK	5.90119G	8.21	-51.20	-52.17	-48.65	-40.44	-7.00	-33.44
7015MHz	Pass	7.125G	7.15G	PK	7.12714G	8.21	-53.65	-54.28	-50.94	-42.73	-7.00	-35.73
7015MHz	Pass	7.15G	7.5G	PK	7.1535G	8.21	-54.81	-56.84	-52.70	-44.49	-7.00	-37.49
7015MHz	Pass	7.15G	7.5G	PK	7.45083G	8.21	-54.85	-55.12	-51.97	-43.76	-21.20	-22.56
7095MHz	Pass	5G	5.9G	AV	5.3987G	8.21	-64.86	-64.59	-61.71	-53.50	-41.20	-12.30
7095MHz	Pass	5.9G	5.925G	AV	5.90011G	8.21	-62.93	-62.93	-59.92	-51.71	-27.00	-24.71
7095MHz	Pass	7.125G	7.15G	AV	7.12573G	8.21	-65.27	-64.46	-61.84	-53.63	-27.00	-26.63
7095MHz	Pass	7.15G	7.5G	AV	7.17275G	8.21	-65.59	-65.38	-62.47	-54.26	-27.00	-27.26
7095MHz	Pass	7.15G	7.5G	AV	7.29525G	8.21	-65.60	-64.58	-62.05	-53.84	-41.20	-12.64
7095MHz	Pass	5G	5.9G	PK	5.3897G	8.21	-53.78	-55.49	-51.54	-43.33	-21.20	-22.13
7095MHz	Pass	5.9G	5.925G	PK	5.91706G	8.21	-50.93	-53.14	-48.89	-40.68	-7.00	-33.68
7095MHz	Pass	7.125G	7.15G	PK	7.12524G	8.21	-54.58	-52.60	-50.47	-42.26	-7.00	-35.26
7095MHz	Pass	7.15G	7.5G	PK	7.18483G	8.21	-57.60	-53.11	-51.79	-43.58	-7.00	-36.58
7095MHz	Pass	7.15G	7.5G	PK	7.41303G	8.21	-54.03	-54.78	-51.38	-43.17	-21.20	-21.97
7115MHz	Pass	5G	5.9G	AV	5.39375G	8.21	-69.08	-68.80	-65.93	-57.72	-41.20	-16.52
7115MHz	Pass	5.9G	5.925G	AV	5.90431G	8.21	-66.53	-66.80	-63.65	-55.44	-27.00	-28.44
7115MHz	Pass	7.125G	7.15G	AV	7.1255G	8.21	-52.78	-51.10	-48.85	-30.02	-27.00	-3.02
7115MHz	Pass	7.15G	7.5G	AV	7.15018G	8.21	-70.54	-69.20	-66.81	-58.60	-27.00	-31.60
7115MHz	Pass	7.15G	7.5G	AV	7.30593G	8.21	-71.95	-68.42	-66.83	-58.62	-41.20	-17.42
7115MHz	Pass	5G	5.9G	PK	5.41715G	8.21	-57.63	-60.53	-55.83	-47.62	-21.20	-26.42
7115MHz	Pass	5.9G	5.925G	PK	5.91955G	8.21	-57.77	-53.94	-52.44	-44.23	-7.00	-37.23
7115MHz	Pass	7.125G	7.15G	PK	7.1255G	8.21	-45.50	-43.06	-41.10	-22.75	-7.00	-15.75
7115MHz	Pass	7.15G	7.5G	PK	7.1514G	8.21	-59.99	-59.24	-56.59	-48.38	-7.00	-41.38
7115MHz	Pass	7.15G	7.5G	PK	7.29665G	8.21	-60.63	-59.32	-56.92	-48.71	-21.20	-27.51
802.11ax HEW20_Nss1,(MCS0)_2TX-OFDMA	-	-	-	-	-	-	-	-	-	-	-	-
5955MHz	Pass	5G	5.9G	AV	5.3726G	8.21	-64.69	-64.69	-61.68	-53.47	-41.20	-12.27
5955MHz	Pass	5.9G	5.925G	AV	5.92405G	8.21	-61.53	-61.77	-58.64	-50.43	-27.00	-23.43
5955MHz	Pass	7.125G	7.15G	AV	7.12931G	8.21	-65.50	-65.72	-62.60	-54.39	-27.00	-27.39
5955MHz	Pass	7.15G	7.5G	AV	7.39868G	8.21	-64.87	-65.52	-62.17	-53.96	-41.20	-12.76

Mode	Result	F-Start (Hz)	F-Stop (Hz)	Type	Freq (Hz)	DG (dBi)	P1 (dBm)	P2 (dBm)	Psum (dBm)	EIRP (dBm)	Limit (dBm)	Margin (dB)
5955MHz	Pass	5G	5.9G	PK	5.37125G	8.21	-53.86	-55.10	-51.43	-43.22	-21.20	-22.02
5955MHz	Pass	5.9G	5.925G	PK	5.90595G	8.21	-50.68	-51.36	-48.00	-39.79	-7.00	-32.79
5955MHz	Pass	7.125G	7.15G	PK	7.14159G	8.21	-53.74	-54.50	-51.09	-42.88	-7.00	-35.88
5955MHz	Pass	7.15G	7.5G	PK	7.40725G	8.21	-54.99	-54.99	-51.98	-43.77	-21.20	-22.57
6175MHz	Pass	5G	5.9G	AV	5.378G	8.21	-64.67	-64.67	-61.66	-53.45	-41.20	-12.25
6175MHz	Pass	5.9G	5.925G	AV	5.90954G	8.21	-62.97	-62.70	-59.82	-51.61	-27.00	-24.61
6175MHz	Pass	7.125G	7.15G	AV	7.1289G	8.21	-65.72	-65.50	-62.60	-54.39	-27.00	-27.39
6175MHz	Pass	7.15G	7.5G	AV	7.41845G	8.21	-65.22	-65.01	-62.10	-53.89	-41.20	-12.69
6175MHz	Pass	5G	5.9G	PK	5.3942G	8.21	-55.19	-53.38	-51.18	-42.97	-21.20	-21.77
6175MHz	Pass	5.9G	5.925G	PK	5.91955G	8.21	-50.94	-52.16	-48.50	-40.29	-7.00	-33.29
6175MHz	Pass	7.125G	7.15G	PK	7.13083G	8.21	-53.07	-56.22	-51.36	-43.15	-7.00	-36.15
6175MHz	Pass	7.15G	7.5G	PK	7.31835G	8.21	-57.39	-53.46	-51.98	-43.77	-21.20	-22.57
6415MHz	Pass	5G	5.9G	AV	5.3843G	8.21	-64.91	-64.64	-61.76	-53.55	-41.20	-12.35
6415MHz	Pass	5.9G	5.925G	AV	5.90121G	8.21	-62.67	-63.21	-59.92	-51.71	-27.00	-24.71
6415MHz	Pass	7.125G	7.15G	AV	7.13698G	8.21	-65.74	-65.31	-62.51	-54.30	-27.00	-27.30
6415MHz	Pass	7.15G	7.5G	AV	7.41023G	8.21	-65.04	-65.25	-62.13	-53.92	-41.20	-12.72
6415MHz	Pass	5G	5.9G	PK	5.378G	8.21	-54.22	-53.59	-50.88	-42.67	-21.20	-21.47
6415MHz	Pass	5.9G	5.925G	PK	5.90816G	8.21	-51.52	-51.52	-48.51	-40.30	-7.00	-33.30
6415MHz	Pass	7.125G	7.15G	PK	7.14616G	8.21	-53.37	-55.01	-51.10	-42.89	-7.00	-35.89
6415MHz	Pass	7.15G	7.5G	PK	7.37243G	8.21	-54.15	-55.62	-51.81	-43.60	-21.20	-22.40
6435MHz	Pass	5G	5.9G	AV	5.40185G	8.21	-64.86	-64.58	-61.71	-53.50	-41.20	-12.30
6435MHz	Pass	5.9G	5.925G	AV	5.90125G	8.21	-62.93	-62.93	-59.92	-51.71	-27.00	-24.71
6435MHz	Pass	7.125G	7.15G	AV	7.12524G	8.21	-65.71	-65.49	-62.59	-54.38	-27.00	-27.38
6435MHz	Pass	7.15G	7.5G	AV	7.40673G	8.21	-65.05	-65.26	-62.14	-53.93	-41.20	-12.73
6435MHz	Pass	5G	5.9G	PK	5.40815G	8.21	-54.39	-55.18	-51.76	-43.55	-21.20	-22.35
6435MHz	Pass	5.9G	5.925G	PK	5.91415G	8.21	-52.87	-50.39	-48.45	-40.24	-7.00	-33.24
6435MHz	Pass	7.125G	7.15G	PK	7.13671G	8.21	-54.86	-54.49	-51.66	-43.45	-7.00	-36.45
6435MHz	Pass	7.15G	7.5G	PK	7.40813G	8.21	-54.73	-55.12	-51.91	-43.70	-21.20	-22.50
6475MHz	Pass	5G	5.9G	AV	5.40725G	8.21	-64.87	-64.59	-61.72	-53.51	-41.20	-12.31
6475MHz	Pass	5.9G	5.925G	AV	5.90645G	8.21	-62.95	-62.69	-59.81	-51.60	-27.00	-24.60
6475MHz	Pass	7.125G	7.15G	AV	7.126G	8.21	-65.49	-65.49	-62.48	-54.27	-27.00	-27.27
6475MHz	Pass	7.15G	7.5G	AV	7.41005G	8.21	-65.04	-65.25	-62.13	-53.92	-41.20	-12.72
6475MHz	Pass	5G	5.9G	PK	5.4095G	8.21	-53.15	-55.37	-51.11	-42.90	-21.20	-21.70
6475MHz	Pass	5.9G	5.925G	PK	5.92325G	8.21	-50.82	-51.51	-48.14	-39.93	-7.00	-32.93
6475MHz	Pass	7.125G	7.15G	PK	7.14953G	8.21	-53.12	-55.62	-51.18	-42.97	-7.00	-35.97
6475MHz	Pass	7.15G	7.5G	PK	7.39273G	8.21	-54.18	-55.54	-51.80	-43.59	-21.20	-22.39
6515MHz	Pass	5G	5.9G	AV	5.3762G	8.21	-64.67	-64.67	-61.66	-53.45	-41.20	-12.25
6515MHz	Pass	5.9G	5.925G	AV	5.90964G	8.21	-62.97	-62.97	-59.96	-51.75	-27.00	-24.75
6515MHz	Pass	7.125G	7.15G	AV	7.12575G	8.21	-65.71	-65.49	-62.59	-54.38	-27.00	-27.38
6515MHz	Pass	7.15G	7.5G	AV	7.40585G	8.21	-64.84	-65.27	-62.04	-53.83	-41.20	-12.63
6515MHz	Pass	5G	5.9G	PK	5.35775G	8.21	-54.73	-54.08	-51.38	-43.17	-21.20	-21.97
6515MHz	Pass	5.9G	5.925G	PK	5.90489G	8.21	-49.62	-52.50	-47.82	-39.61	-7.00	-32.61

Mode	Result	F-Start (Hz)	F-Stop (Hz)	Type	Freq (Hz)	DG (dBi)	P1 (dBm)	P2 (dBm)	Psum (dBm)	EIRP (dBm)	Limit (dBm)	Margin (dB)
6515MHz	Pass	7.125G	7.15G	PK	7.1313G	8.21	-54.06	-54.36	-51.20	-42.99	-7.00	-35.99
6515MHz	Pass	7.15G	7.5G	PK	7.36928G	8.21	-54.60	-54.24	-51.41	-43.20	-21.20	-22.00
6535MHz	Pass	5G	5.9G	AV	5.40455G	8.21	-64.59	-64.87	-61.72	-53.51	-41.20	-12.31
6535MHz	Pass	5.9G	5.925G	AV	5.90338G	8.21	-63.22	-62.67	-59.93	-51.72	-27.00	-24.72
6535MHz	Pass	7.125G	7.15G	AV	7.12716G	8.21	-65.71	-65.49	-62.59	-54.38	-27.00	-27.38
6535MHz	Pass	7.15G	7.5G	AV	7.4139G	8.21	-65.24	-65.02	-62.12	-53.91	-41.20	-12.71
6535MHz	Pass	5G	5.9G	PK	5.40815G	8.21	-53.22	-55.09	-51.04	-42.83	-21.20	-21.63
6535MHz	Pass	5.9G	5.925G	PK	5.91016G	8.21	-53.02	-50.70	-48.70	-40.49	-7.00	-33.49
6535MHz	Pass	7.125G	7.15G	PK	7.13678G	8.21	-54.86	-54.19	-51.50	-43.29	-7.00	-36.29
6535MHz	Pass	7.15G	7.5G	PK	7.45433G	8.21	-53.19	-56.39	-51.49	-43.28	-21.20	-22.08
6715MHz	Pass	5G	5.9G	AV	5.4068G	8.21	-64.59	-64.87	-61.72	-53.51	-41.20	-12.31
6715MHz	Pass	5.9G	5.925G	AV	5.90435G	8.21	-63.22	-62.68	-59.93	-51.72	-27.00	-24.72
6715MHz	Pass	7.125G	7.15G	AV	7.12655G	8.21	-65.49	-65.71	-62.59	-54.38	-27.00	-27.38
6715MHz	Pass	7.15G	7.5G	AV	7.41215G	8.21	-65.03	-65.24	-62.12	-53.91	-41.20	-12.71
6715MHz	Pass	5G	5.9G	PK	5.3591G	8.21	-55.16	-53.68	-51.35	-43.14	-21.20	-21.94
6715MHz	Pass	5.9G	5.925G	PK	5.90556G	8.21	-53.81	-50.36	-48.74	-40.53	-7.00	-33.53
6715MHz	Pass	7.125G	7.15G	PK	7.12536G	8.21	-54.40	-54.83	-51.60	-43.39	-7.00	-36.39
6715MHz	Pass	7.15G	7.5G	PK	7.39955G	8.21	-55.22	-54.32	-51.74	-43.53	-21.20	-22.33
6855MHz	Pass	5G	5.9G	AV	5.38475G	8.21	-64.64	-64.91	-61.76	-53.55	-41.20	-12.35
6855MHz	Pass	5.9G	5.925G	AV	5.90161G	8.21	-62.93	-62.93	-59.92	-51.71	-27.00	-24.71
6855MHz	Pass	7.125G	7.15G	AV	7.12581G	8.21	-65.49	-65.49	-62.48	-54.27	-27.00	-27.27
6855MHz	Pass	7.15G	7.5G	AV	7.40813G	8.21	-65.26	-65.04	-62.14	-53.93	-41.20	-12.73
6855MHz	Pass	5G	5.9G	PK	5.4194G	8.21	-53.85	-55.02	-51.39	-43.18	-21.20	-21.98
6855MHz	Pass	5.9G	5.925G	PK	5.92231G	8.21	-51.50	-51.65	-48.56	-40.35	-7.00	-33.35
6855MHz	Pass	7.125G	7.15G	PK	7.14169G	8.21	-52.45	-55.95	-50.85	-42.64	-7.00	-35.64
6855MHz	Pass	7.15G	7.5G	PK	7.40463G	8.21	-54.06	-55.69	-51.79	-43.58	-21.20	-22.38
6875MHz Straddle 6.525-6.875GHz	Pass	5G	5.9G	AV	5.4392G	8.21	-64.71	-64.98	-61.83	-53.62	-41.20	-12.42
6875MHz Straddle 6.525-6.875GHz	Pass	5.9G	5.925G	AV	5.90449G	8.21	-62.95	-62.95	-59.94	-51.73	-27.00	-24.73
6875MHz Straddle 6.525-6.875GHz	Pass	7.125G	7.15G	AV	7.1269G	8.21	-65.71	-65.28	-62.48	-54.27	-27.00	-27.27
6875MHz Straddle 6.525-6.875GHz	Pass	7.15G	7.5G	AV	7.40288G	8.21	-65.06	-65.06	-62.05	-53.84	-41.20	-12.64
6875MHz Straddle 6.525-6.875GHz	Pass	5G	5.9G	PK	5.3798G	8.21	-54.13	-55.24	-51.64	-43.43	-21.20	-22.23
6875MHz Straddle 6.525-6.875GHz	Pass	5.9G	5.925G	PK	5.91451G	8.21	-52.30	-51.47	-48.85	-40.64	-7.00	-33.64
6875MHz Straddle 6.525-6.875GHz	Pass	7.125G	7.15G	PK	7.12855G	8.21	-53.12	-54.84	-50.89	-42.68	-7.00	-35.68
6875MHz Straddle 6.525-6.875GHz	Pass	7.15G	7.5G	PK	7.4097G	8.21	-53.93	-55.75	-51.74	-43.53	-21.20	-22.33
6895MHz	Pass	5G	5.9G	AV	5.4212G	8.21	-64.89	-64.62	-61.74	-53.53	-41.20	-12.33
6895MHz	Pass	5.9G	5.925G	AV	5.90264G	8.21	-62.94	-62.94	-59.93	-51.72	-27.00	-24.72
6895MHz	Pass	7.125G	7.15G	AV	7.13536G	8.21	-65.52	-65.30	-62.40	-54.19	-27.00	-27.19
6895MHz	Pass	7.15G	7.5G	AV	7.15175G	8.21	-65.79	-65.57	-62.67	-54.46	-27.00	-27.46
6895MHz	Pass	7.15G	7.5G	AV	7.41303G	8.21	-64.82	-65.24	-62.01	-53.80	-41.20	-12.60
6895MHz	Pass	5G	5.9G	PK	5.441G	8.21	-53.64	-54.94	-51.23	-43.02	-21.20	-21.82
6895MHz	Pass	5.9G	5.925G	PK	5.90841G	8.21	-50.69	-51.59	-48.11	-39.90	-7.00	-32.90
6895MHz	Pass	7.125G	7.15G	PK	7.14281G	8.21	-55.26	-53.36	-51.20	-42.99	-7.00	-35.99

Mode	Result	F-Start (Hz)	F-Stop (Hz)	Type	Freq (Hz)	DG (dBi)	P1 (dBm)	P2 (dBm)	Psum (dBm)	EIRP (dBm)	Limit (dBm)	Margin (dB)
6895MHz	Pass	7.15G	7.5G	PK	7.19148G	8.21	-56.57	-54.74	-52.55	-44.34	-7.00	-37.34
6895MHz	Pass	7.15G	7.5G	PK	7.3635G	8.21	-54.70	-54.88	-51.78	-43.57	-21.20	-22.37
7015MHz	Pass	5G	5.9G	AV	5.39915G	8.21	-64.86	-64.86	-61.85	-53.64	-41.20	-12.44
7015MHz	Pass	5.9G	5.925G	AV	5.90156G	8.21	-62.67	-63.21	-59.92	-51.71	-27.00	-24.71
7015MHz	Pass	7.125G	7.15G	AV	7.12508G	8.21	-65.71	-65.06	-62.36	-54.15	-27.00	-27.15
7015MHz	Pass	7.15G	7.5G	AV	7.15735G	8.21	-65.64	-65.21	-62.41	-54.20	-27.00	-27.20
7015MHz	Pass	7.15G	7.5G	AV	7.41233G	8.21	-65.24	-65.03	-62.12	-53.91	-41.20	-12.71
7015MHz	Pass	5G	5.9G	PK	5.44235G	8.21	-53.88	-54.61	-51.22	-43.01	-21.20	-21.81
7015MHz	Pass	5.9G	5.925G	PK	5.90369G	8.21	-52.33	-50.67	-48.41	-40.20	-7.00	-33.20
7015MHz	Pass	7.125G	7.15G	PK	7.13323G	8.21	-53.19	-55.18	-51.06	-42.85	-7.00	-35.85
7015MHz	Pass	7.15G	7.5G	PK	7.16663G	8.21	-57.30	-53.95	-52.30	-44.09	-7.00	-37.09
7015MHz	Pass	7.15G	7.5G	PK	7.40358G	8.21	-54.94	-54.18	-51.53	-43.32	-21.20	-22.12
7095MHz	Pass	5G	5.9G	AV	5.39555G	8.21	-64.88	-64.60	-61.73	-53.52	-41.20	-12.32
7095MHz	Pass	5.9G	5.925G	AV	5.91828G	8.21	-63.00	-62.74	-59.86	-51.65	-27.00	-24.65
7095MHz	Pass	7.125G	7.15G	AV	7.12543G	8.21	-64.27	-63.90	-61.07	-52.86	-27.00	-25.86
7095MHz	Pass	7.15G	7.5G	AV	7.16698G	8.21	-65.74	-64.91	-62.29	-54.08	-27.00	-27.08
7095MHz	Pass	7.15G	7.5G	AV	7.30645G	8.21	-65.34	-64.15	-61.69	-53.48	-41.20	-12.28
7095MHz	Pass	5G	5.9G	PK	5.351G	8.21	-55.39	-53.65	-51.42	-43.21	-21.20	-22.01
7095MHz	Pass	5.9G	5.925G	PK	5.9226G	8.21	-52.33	-50.55	-48.34	-40.13	-7.00	-33.13
7095MHz	Pass	7.125G	7.15G	PK	7.12519G	8.21	-50.83	-54.16	-49.17	-40.96	-7.00	-33.96
7095MHz	Pass	7.15G	7.5G	PK	7.22805G	8.21	-57.01	-53.87	-52.15	-43.94	-7.00	-36.94
7095MHz	Pass	7.15G	7.5G	PK	7.30855G	8.21	-54.65	-54.06	-51.33	-43.12	-21.20	-21.92
7115MHz	Pass	5G	5.9G	AV	5.4581G	8.21	-69.19	-69.74	-66.45	-58.24	-41.20	-17.04
7115MHz	Pass	5.9G	5.925G	AV	5.90893G	8.21	-66.92	-67.44	-64.16	-55.95	-27.00	-28.95
7115MHz	Pass	7.125G	7.15G	AV	7.1255G	8.21	-51.90	-52.89	-49.36	-30.20	-27.00	-3.20
7115MHz	Pass	7.15G	7.5G	AV	7.1507G	8.21	-69.81	-69.02	-66.39	-58.18	-27.00	-31.18
7115MHz	Pass	7.15G	7.5G	AV	7.3033G	8.21	-71.71	-67.76	-66.29	-58.08	-41.20	-16.88
7115MHz	Pass	5G	5.9G	PK	5.4347G	8.21	-60.58	-58.89	-56.64	-48.43	-21.20	-27.23
7115MHz	Pass	5.9G	5.925G	PK	5.91309G	8.21	-56.55	-55.67	-53.08	-44.87	-7.00	-37.87
7115MHz	Pass	7.125G	7.15G	PK	7.1255G	8.21	-42.53	-40.41	-38.33	-18.86	-7.00	-11.86
7115MHz	Pass	7.15G	7.5G	PK	7.23803G	8.21	-64.03	-57.56	-56.68	-48.47	-7.00	-41.47
7115MHz	Pass	7.15G	7.5G	PK	7.28073G	8.21	-64.01	-57.18	-56.36	-48.15	-21.20	-26.95
802.11ax HEW40_Nss1,(MCS0)_2TX-OFDMA	-	-	-	-	-	-	-	-	-	-	-	-
5965MHz	Pass	5G	5.9G	AV	5.41715G	8.21	-64.61	-64.61	-61.60	-53.39	-41.20	-12.19
5965MHz	Pass	5.9G	5.925G	AV	5.92485G	8.21	-61.54	-59.88	-57.62	-49.41	-27.00	-22.41
5965MHz	Pass	7.125G	7.15G	AV	7.12599G	8.21	-65.49	-65.71	-62.59	-54.38	-27.00	-27.38
5965MHz	Pass	7.15G	7.5G	AV	7.41583G	8.21	-65.23	-65.02	-62.11	-53.90	-41.20	-12.70
5965MHz	Pass	5G	5.9G	PK	5.3573G	8.21	-53.40	-55.17	-51.19	-42.98	-21.20	-21.78
5965MHz	Pass	5.9G	5.925G	PK	5.92G	8.21	-51.42	-48.44	-46.67	-38.46	-7.00	-31.46
5965MHz	Pass	7.125G	7.15G	PK	7.13359G	8.21	-54.48	-54.48	-51.47	-43.26	-7.00	-36.26
5965MHz	Pass	7.15G	7.5G	PK	7.47813G	8.21	-53.90	-55.93	-51.79	-43.58	-21.20	-22.38
6165MHz	Pass	5G	5.9G	AV	5.41805G	8.21	-64.89	-64.35	-61.60	-53.39	-41.20	-12.19

Mode	Result	F-Start (Hz)	F-Stop (Hz)	Type	Freq (Hz)	DG (dBi)	P1 (dBm)	P2 (dBm)	Psum (dBm)	EIRP (dBm)	Limit (dBm)	Margin (dB)
6165MHz	Pass	5.9G	5.925G	AV	5.91259G	8.21	-62.98	-62.45	-59.70	-51.49	-27.00	-24.49
6165MHz	Pass	7.125G	7.15G	AV	7.12619G	8.21	-65.71	-65.27	-62.47	-54.26	-27.00	-27.26
6165MHz	Pass	7.15G	7.5G	AV	7.41548G	8.21	-65.02	-65.23	-62.11	-53.90	-41.20	-12.70
6165MHz	Pass	5G	5.9G	PK	5.3555G	8.21	-54.25	-55.18	-51.68	-43.47	-21.20	-22.27
6165MHz	Pass	5.9G	5.925G	PK	5.92256G	8.21	-51.65	-51.08	-48.35	-40.14	-7.00	-33.14
6165MHz	Pass	7.125G	7.15G	PK	7.14638G	8.21	-54.27	-55.08	-51.65	-43.44	-7.00	-36.44
6165MHz	Pass	7.15G	7.5G	PK	7.31258G	8.21	-55.29	-54.84	-52.05	-43.84	-21.20	-22.64
6405MHz	Pass	5G	5.9G	AV	5.39195G	8.21	-64.89	-64.62	-61.74	-53.53	-41.20	-12.33
6405MHz	Pass	5.9G	5.925G	AV	5.90203G	8.21	-62.94	-62.94	-59.93	-51.72	-27.00	-24.72
6405MHz	Pass	7.125G	7.15G	AV	7.12539G	8.21	-65.49	-65.71	-62.59	-54.38	-27.00	-27.38
6405MHz	Pass	7.15G	7.5G	AV	7.41233G	8.21	-65.24	-65.03	-62.12	-53.91	-41.20	-12.71
6405MHz	Pass	5G	5.9G	PK	5.45765G	8.21	-54.13	-55.24	-51.64	-43.43	-21.20	-22.23
6405MHz	Pass	5.9G	5.925G	PK	5.90916G	8.21	-53.64	-50.63	-48.87	-40.66	-7.00	-33.66
6405MHz	Pass	7.125G	7.15G	PK	7.13385G	8.21	-53.56	-55.86	-51.55	-43.34	-7.00	-36.34
6405MHz	Pass	7.15G	7.5G	PK	7.39745G	8.21	-54.97	-54.65	-51.80	-43.59	-21.20	-22.39
6445MHz	Pass	5G	5.9G	AV	5.3861G	8.21	-64.63	-64.91	-61.76	-53.55	-41.20	-12.35
6445MHz	Pass	5.9G	5.925G	AV	5.90423G	8.21	-62.95	-62.95	-59.94	-51.73	-27.00	-24.73
6445MHz	Pass	7.125G	7.15G	AV	7.128G	8.21	-65.49	-65.71	-62.59	-54.38	-27.00	-27.38
6445MHz	Pass	7.15G	7.5G	AV	7.41618G	8.21	-65.02	-65.02	-62.01	-53.80	-41.20	-12.60
6445MHz	Pass	5G	5.9G	PK	5.13545G	8.21	-54.37	-55.81	-52.02	-43.81	-21.20	-22.61
6445MHz	Pass	5.9G	5.925G	PK	5.92121G	8.21	-50.88	-52.81	-48.73	-40.52	-7.00	-33.52
6445MHz	Pass	7.125G	7.15G	PK	7.14351G	8.21	-54.26	-55.13	-51.66	-43.45	-7.00	-36.45
6445MHz	Pass	7.15G	7.5G	PK	7.40393G	8.21	-54.74	-54.94	-51.83	-43.62	-21.20	-22.42
6485MHz	Pass	5G	5.9G	AV	5.42345G	8.21	-64.62	-64.90	-61.75	-53.54	-41.20	-12.34
6485MHz	Pass	5.9G	5.925G	AV	5.91009G	8.21	-62.97	-62.70	-59.82	-51.61	-27.00	-24.61
6485MHz	Pass	7.125G	7.15G	AV	7.13035G	8.21	-65.50	-65.72	-62.60	-54.39	-27.00	-27.39
6485MHz	Pass	7.15G	7.5G	AV	7.41985G	8.21	-65.22	-64.80	-61.99	-53.78	-41.20	-12.58
6485MHz	Pass	5G	5.9G	PK	5.40365G	8.21	-55.55	-53.22	-51.22	-43.01	-21.20	-21.81
6485MHz	Pass	5.9G	5.925G	PK	5.90098G	8.21	-50.66	-52.40	-48.43	-40.22	-7.00	-33.22
6485MHz	Pass	7.125G	7.15G	PK	7.1271G	8.21	-55.22	-53.60	-51.32	-43.11	-7.00	-36.11
6485MHz	Pass	7.15G	7.5G	PK	7.3341G	8.21	-54.76	-54.40	-51.57	-43.36	-21.20	-22.16
6525MHz Straddle 6.425-6.525GHz	Pass	5G	5.9G	AV	5.3969G	8.21	-64.87	-64.59	-61.72	-53.51	-41.20	-12.31
6525MHz Straddle 6.425-6.525GHz	Pass	5.9G	5.925G	AV	5.90264G	8.21	-62.94	-62.94	-59.93	-51.72	-27.00	-24.72
6525MHz Straddle 6.425-6.525GHz	Pass	7.125G	7.15G	AV	7.13008G	8.21	-65.72	-65.50	-62.60	-54.39	-27.00	-27.39
6525MHz Straddle 6.425-6.525GHz	Pass	7.15G	7.5G	AV	7.4139G	8.21	-65.02	-64.81	-61.90	-53.69	-41.20	-12.49
6525MHz Straddle 6.425-6.525GHz	Pass	5G	5.9G	PK	5.1125G	8.21	-54.24	-55.35	-51.75	-43.54	-21.20	-22.34
6525MHz Straddle 6.425-6.525GHz	Pass	5.9G	5.925G	PK	5.90206G	8.21	-51.86	-51.42	-48.62	-40.41	-7.00	-33.41
6525MHz Straddle 6.425-6.525GHz	Pass	7.125G	7.15G	PK	7.14065G	8.21	-54.08	-54.87	-51.45	-43.24	-7.00	-36.24
6525MHz Straddle 6.425-6.525GHz	Pass	7.15G	7.5G	PK	7.39098G	8.21	-53.45	-56.06	-51.55	-43.34	-21.20	-22.14
6565MHz	Pass	5G	5.9G	AV	5.40455G	8.21	-64.87	-64.59	-61.72	-53.51	-41.20	-12.31
6565MHz	Pass	5.9G	5.925G	AV	5.90959G	8.21	-62.97	-62.97	-59.96	-51.75	-27.00	-24.75
6565MHz	Pass	7.125G	7.15G	AV	7.1263G	8.21	-65.49	-65.49	-62.48	-54.27	-27.00	-27.27

Mode	Result	F-Start (Hz)	F-Stop (Hz)	Type	Freq (Hz)	DG (dBi)	P1 (dBm)	P2 (dBm)	Psum (dBm)	EIRP (dBm)	Limit (dBm)	Margin (dB)
6565MHz	Pass	7.15G	7.5G	AV	7.39938G	8.21	-65.29	-64.87	-62.06	-53.85	-41.20	-12.65
6565MHz	Pass	5G	5.9G	PK	5.36765G	8.21	-55.21	-54.19	-51.66	-43.45	-21.20	-22.25
6565MHz	Pass	5.9G	5.925G	PK	5.92038G	8.21	-50.74	-53.06	-48.74	-40.53	-7.00	-33.53
6565MHz	Pass	7.125G	7.15G	PK	7.12876G	8.21	-54.05	-54.17	-51.10	-42.89	-7.00	-35.89
6565MHz	Pass	7.15G	7.5G	PK	7.42283G	8.21	-57.03	-53.31	-51.77	-43.56	-21.20	-22.36
6725MHz	Pass	5G	5.9G	AV	5.3996G	8.21	-64.86	-64.58	-61.71	-53.50	-41.20	-12.30
6725MHz	Pass	5.9G	5.925G	AV	5.90006G	8.21	-62.66	-63.20	-59.91	-51.70	-27.00	-24.70
6725MHz	Pass	7.125G	7.15G	AV	7.12803G	8.21	-65.71	-65.28	-62.48	-54.27	-27.00	-27.27
6725MHz	Pass	7.15G	7.5G	AV	7.4104G	8.21	-65.04	-65.04	-62.03	-53.82	-41.20	-12.62
6725MHz	Pass	5G	5.9G	PK	5.4347G	8.21	-55.09	-53.99	-51.49	-43.28	-21.20	-22.08
6725MHz	Pass	5.9G	5.925G	PK	5.90873G	8.21	-52.35	-51.67	-48.99	-40.78	-7.00	-33.78
6725MHz	Pass	7.125G	7.15G	PK	7.14393G	8.21	-54.03	-53.58	-50.79	-42.58	-7.00	-35.58
6725MHz	Pass	7.15G	7.5G	PK	7.46745G	8.21	-56.31	-52.90	-51.27	-43.06	-21.20	-21.86
6845MHz	Pass	5G	5.9G	AV	5.41175G	8.21	-64.60	-64.88	-61.73	-53.52	-41.20	-12.32
6845MHz	Pass	5.9G	5.925G	AV	5.90448G	8.21	-62.95	-62.95	-59.94	-51.73	-27.00	-24.73
6845MHz	Pass	7.125G	7.15G	AV	7.12724G	8.21	-65.49	-65.28	-62.37	-54.16	-27.00	-27.16
6845MHz	Pass	7.15G	7.5G	AV	7.40148G	8.21	-65.07	-65.28	-62.16	-53.95	-41.20	-12.75
6845MHz	Pass	5G	5.9G	PK	5.4068G	8.21	-55.94	-52.79	-51.08	-42.87	-21.20	-21.67
6845MHz	Pass	5.9G	5.925G	PK	5.90775G	8.21	-53.01	-51.02	-48.89	-40.68	-7.00	-33.68
6845MHz	Pass	7.125G	7.15G	PK	7.12928G	8.21	-53.71	-55.10	-51.34	-43.13	-7.00	-36.13
6845MHz	Pass	7.15G	7.5G	PK	7.38275G	8.21	-53.91	-55.28	-51.53	-43.32	-21.20	-22.12
6885MHz Straddle 6.525-6.875GHz	Pass	5G	5.9G	AV	5.3987G	8.21	-64.86	-64.86	-61.85	-53.64	-41.20	-12.44
6885MHz Straddle 6.525-6.875GHz	Pass	5.9G	5.925G	AV	5.90364G	8.21	-62.94	-62.94	-59.93	-51.72	-27.00	-24.72
6885MHz Straddle 6.525-6.875GHz	Pass	7.125G	7.15G	AV	7.12743G	8.21	-65.71	-65.07	-62.37	-54.16	-27.00	-27.16
6885MHz Straddle 6.525-6.875GHz	Pass	7.15G	7.5G	AV	7.40813G	8.21	-65.04	-65.04	-62.03	-53.82	-41.20	-12.62
6885MHz Straddle 6.525-6.875GHz	Pass	5G	5.9G	PK	5.38385G	8.21	-54.03	-56.61	-52.12	-43.91	-21.20	-22.71
6885MHz Straddle 6.525-6.875GHz	Pass	5.9G	5.925G	PK	5.92221G	8.21	-52.41	-49.99	-48.02	-39.81	-7.00	-32.81
6885MHz Straddle 6.525-6.875GHz	Pass	7.125G	7.15G	PK	7.13483G	8.21	-55.18	-53.35	-51.16	-42.95	-7.00	-35.95
6885MHz Straddle 6.525-6.875GHz	Pass	7.15G	7.5G	PK	7.3936G	8.21	-54.67	-54.93	-51.79	-43.58	-21.20	-22.38
6925MHz	Pass	5G	5.9G	AV	5.3987G	8.21	-64.44	-64.71	-61.56	-53.35	-41.20	-12.15
6925MHz	Pass	5.9G	5.925G	AV	5.91566G	8.21	-62.84	-62.58	-59.70	-51.49	-27.00	-24.49
6925MHz	Pass	7.125G	7.15G	AV	7.12726G	8.21	-65.30	-64.87	-62.07	-53.86	-27.00	-26.86
6925MHz	Pass	7.15G	7.5G	AV	7.15245G	8.21	-65.17	-65.61	-62.37	-54.16	-27.00	-27.16
6925MHz	Pass	7.15G	7.5G	AV	7.4055G	8.21	-65.07	-64.86	-61.95	-53.74	-41.20	-12.54
6925MHz	Pass	5G	5.9G	PK	5.36045G	8.21	-55.09	-53.99	-51.49	-43.28	-21.20	-22.08
6925MHz	Pass	5.9G	5.925G	PK	5.90944G	8.21	-53.13	-49.91	-48.22	-40.01	-7.00	-33.01
6925MHz	Pass	7.125G	7.15G	PK	7.12848G	8.21	-52.82	-55.37	-50.90	-42.69	-7.00	-35.69
6925MHz	Pass	7.15G	7.5G	PK	7.1815G	8.21	-55.12	-55.44	-52.27	-44.06	-7.00	-37.06
6925MHz	Pass	7.15G	7.5G	PK	7.43858G	8.21	-53.39	-54.62	-50.95	-42.74	-21.20	-21.54
7005MHz	Pass	5G	5.9G	AV	5.4005G	8.21	-64.43	-64.71	-61.56	-53.35	-41.20	-12.15
7005MHz	Pass	5.9G	5.925G	AV	5.91853G	8.21	-62.85	-62.59	-59.71	-51.50	-27.00	-24.50
7005MHz	Pass	7.125G	7.15G	AV	7.14098G	8.21	-65.12	-64.31	-61.69	-53.48	-27.00	-26.48

Mode	Result	F-Start (Hz)	F-Stop (Hz)	Type	Freq (Hz)	DG (dBi)	P1 (dBm)	P2 (dBm)	Psum (dBm)	EIRP (dBm)	Limit (dBm)	Margin (dB)
7005MHz	Pass	7.15G	7.5G	AV	7.15158G	8.21	-64.95	-64.35	-61.63	-53.42	-27.00	-26.42
7005MHz	Pass	7.15G	7.5G	AV	7.4181G	8.21	-64.82	-64.61	-61.70	-53.49	-41.20	-12.29
7005MHz	Pass	5G	5.9G	PK	5.3654G	8.21	-55.08	-53.58	-51.26	-43.05	-21.20	-21.85
7005MHz	Pass	5.9G	5.925G	PK	5.90084G	8.21	-51.05	-50.64	-47.83	-39.62	-7.00	-32.62
7005MHz	Pass	7.125G	7.15G	PK	7.13149G	8.21	-54.78	-52.78	-50.66	-42.45	-7.00	-35.45
7005MHz	Pass	7.15G	7.5G	PK	7.16505G	8.21	-56.38	-53.46	-51.67	-43.46	-7.00	-36.46
7005MHz	Pass	7.15G	7.5G	PK	7.47043G	8.21	-56.29	-53.54	-51.69	-43.48	-21.20	-22.28
7085MHz	Pass	5G	5.9G	AV	5.4149G	8.21	-64.73	-64.46	-61.58	-53.37	-41.20	-12.17
7085MHz	Pass	5.9G	5.925G	AV	5.90245G	8.21	-62.79	-62.52	-59.64	-51.43	-27.00	-24.43
7085MHz	Pass	7.125G	7.15G	AV	7.13815G	8.21	-65.32	-64.11	-61.66	-53.45	-27.00	-26.45
7085MHz	Pass	7.15G	7.5G	AV	7.21195G	8.21	-65.93	-63.32	-61.42	-53.21	-27.00	-26.21
7085MHz	Pass	7.15G	7.5G	AV	7.2606G	8.21	-65.63	-63.74	-61.57	-53.36	-41.20	-12.16
7085MHz	Pass	5G	5.9G	PK	5.41805G	8.21	-53.02	-55.33	-51.01	-42.80	-21.20	-21.60
7085MHz	Pass	5.9G	5.925G	PK	5.90889G	8.21	-51.74	-50.16	-47.87	-39.66	-7.00	-32.66
7085MHz	Pass	7.125G	7.15G	PK	7.13621G	8.21	-55.89	-47.58	-46.98	-38.77	-7.00	-31.77
7085MHz	Pass	7.15G	7.5G	PK	7.19813G	8.21	-56.91	-52.26	-50.98	-42.77	-7.00	-35.77
7085MHz	Pass	7.15G	7.5G	PK	7.2529G	8.21	-55.22	-53.26	-51.12	-42.91	-21.20	-21.71
802.11ax HEW80_Nss1,(MCS0)_2TX-OFDMA	-	-	-	-	-	-	-	-	-	-	-	-
5985MHz	Pass	5G	5.9G	AV	5.40095G	8.21	-64.71	-64.43	-61.56	-53.35	-41.20	-12.15
5985MHz	Pass	5.9G	5.925G	AV	5.925G	8.21	-58.82	-59.17	-55.98	-47.77	-27.00	-20.77
5985MHz	Pass	7.125G	7.15G	AV	7.1284G	8.21	-65.52	-64.88	-62.18	-53.97	-27.00	-26.97
5985MHz	Pass	7.15G	7.5G	AV	7.41915G	8.21	-65.03	-64.81	-61.91	-53.70	-41.20	-12.50
5985MHz	Pass	5G	5.9G	PK	5.35775G	8.21	-53.85	-54.33	-51.07	-42.86	-21.20	-21.66
5985MHz	Pass	5.9G	5.925G	PK	5.92496G	8.21	-48.26	-46.79	-44.45	-36.24	-7.00	-29.24
5985MHz	Pass	7.125G	7.15G	PK	7.12991G	8.21	-53.75	-54.71	-51.19	-42.98	-7.00	-35.98
5985MHz	Pass	7.15G	7.5G	PK	7.31643G	8.21	-54.91	-53.26	-51.00	-42.79	-21.20	-21.59
6145MHz	Pass	5G	5.9G	AV	5.3924G	8.21	-64.46	-64.46	-61.45	-53.24	-41.20	-12.04
6145MHz	Pass	5.9G	5.925G	AV	5.91278G	8.21	-62.83	-61.11	-58.88	-50.67	-27.00	-23.67
6145MHz	Pass	7.125G	7.15G	AV	7.13055G	8.21	-65.31	-65.31	-62.30	-54.09	-27.00	-27.09
6145MHz	Pass	7.15G	7.5G	AV	7.41478G	8.21	-64.83	-65.04	-61.92	-53.71	-41.20	-12.51
6145MHz	Pass	5G	5.9G	PK	5.4464G	8.21	-52.80	-55.18	-50.82	-42.61	-21.20	-21.41
6145MHz	Pass	5.9G	5.925G	PK	5.92271G	8.21	-53.74	-48.61	-47.45	-39.24	-7.00	-32.24
6145MHz	Pass	7.125G	7.15G	PK	7.14448G	8.21	-55.27	-53.34	-51.19	-42.98	-7.00	-35.98
6145MHz	Pass	7.15G	7.5G	PK	7.29788G	8.21	-54.84	-53.87	-51.32	-43.11	-21.20	-21.91
6385MHz	Pass	5G	5.9G	AV	5.39915G	8.21	-64.71	-64.43	-61.56	-53.35	-41.20	-12.15
6385MHz	Pass	5.9G	5.925G	AV	5.9236G	8.21	-62.61	-62.88	-59.73	-51.52	-27.00	-24.52
6385MHz	Pass	7.125G	7.15G	AV	7.12515G	8.21	-65.51	-65.29	-62.39	-54.18	-27.00	-27.18
6385MHz	Pass	7.15G	7.5G	AV	7.41793G	8.21	-65.03	-64.82	-61.91	-53.70	-41.20	-12.50
6385MHz	Pass	5G	5.9G	PK	5.4302G	8.21	-54.56	-53.51	-50.99	-42.78	-21.20	-21.58
6385MHz	Pass	5.9G	5.925G	PK	5.90699G	8.21	-49.90	-53.77	-48.41	-40.20	-7.00	-33.20
6385MHz	Pass	7.125G	7.15G	PK	7.13148G	8.21	-54.10	-54.16	-51.12	-42.91	-7.00	-35.91
6385MHz	Pass	7.15G	7.5G	PK	7.41373G	8.21	-54.39	-55.33	-51.82	-43.61	-21.20	-22.41

Mode	Result	F-Start (Hz)	F-Stop (Hz)	Type	Freq (Hz)	DG (dBi)	P1 (dBm)	P2 (dBm)	Psum (dBm)	EIRP (dBm)	Limit (dBm)	Margin (dB)
6465MHz	Pass	5G	5.9G	AV	5.3996G	8.21	-64.43	-64.71	-61.56	-53.35	-41.20	-12.15
6465MHz	Pass	5.9G	5.925G	AV	5.92024G	8.21	-62.86	-62.59	-59.71	-51.50	-27.00	-24.50
6465MHz	Pass	7.125G	7.15G	AV	7.12501G	8.21	-65.29	-65.51	-62.39	-54.18	-27.00	-27.18
6465MHz	Pass	7.15G	7.5G	AV	7.42248G	8.21	-64.80	-64.80	-61.79	-53.58	-41.20	-12.38
6465MHz	Pass	5G	5.9G	PK	5.36045G	8.21	-54.92	-53.01	-50.85	-42.64	-21.20	-21.44
6465MHz	Pass	5.9G	5.925G	PK	5.9021G	8.21	-51.27	-51.27	-48.26	-40.05	-7.00	-33.05
6465MHz	Pass	7.125G	7.15G	PK	7.13634G	8.21	-52.90	-54.93	-50.79	-42.58	-7.00	-35.58
6465MHz	Pass	7.15G	7.5G	PK	7.4552G	8.21	-53.50	-54.68	-51.04	-42.83	-21.20	-21.63
6545MHz Straddle 6.425-6.525GHz	Pass	5G	5.9G	AV	5.4446G	8.21	-64.59	-64.59	-61.58	-53.37	-41.20	-12.17
6545MHz Straddle 6.425-6.525GHz	Pass	5.9G	5.925G	AV	5.90194G	8.21	-62.79	-62.79	-59.78	-51.57	-27.00	-24.57
6545MHz Straddle 6.425-6.525GHz	Pass	7.125G	7.15G	AV	7.12663G	8.21	-65.30	-65.30	-62.29	-54.08	-27.00	-27.08
6545MHz Straddle 6.425-6.525GHz	Pass	7.15G	7.5G	AV	7.40708G	8.21	-64.44	-65.29	-61.83	-53.62	-41.20	-12.42
6545MHz Straddle 6.425-6.525GHz	Pass	5G	5.9G	PK	5.423G	8.21	-53.17	-54.88	-50.93	-42.72	-21.20	-21.52
6545MHz Straddle 6.425-6.525GHz	Pass	5.9G	5.925G	PK	5.92233G	8.21	-52.10	-51.14	-48.58	-40.37	-7.00	-33.37
6545MHz Straddle 6.425-6.525GHz	Pass	7.125G	7.15G	PK	7.14874G	8.21	-52.57	-56.37	-51.06	-42.85	-7.00	-35.85
6545MHz Straddle 6.425-6.525GHz	Pass	7.15G	7.5G	PK	7.37593G	8.21	-56.12	-53.64	-51.70	-43.49	-21.20	-22.29
6625MHz	Pass	5G	5.9G	AV	5.39375G	8.21	-64.46	-64.73	-61.58	-53.37	-41.20	-12.17
6625MHz	Pass	5.9G	5.925G	AV	5.915G	8.21	-62.84	-62.57	-59.69	-51.48	-27.00	-24.48
6625MHz	Pass	7.125G	7.15G	AV	7.12755G	8.21	-65.30	-65.30	-62.29	-54.08	-27.00	-27.08
6625MHz	Pass	7.15G	7.5G	AV	7.42493G	8.21	-65.01	-65.01	-62.00	-53.79	-41.20	-12.59
6625MHz	Pass	5G	5.9G	PK	5.4581G	8.21	-54.82	-54.14	-51.46	-43.25	-21.20	-22.05
6625MHz	Pass	5.9G	5.925G	PK	5.92461G	8.21	-52.27	-50.61	-48.35	-40.14	-7.00	-33.14
6625MHz	Pass	7.125G	7.15G	PK	7.12558G	8.21	-52.97	-55.43	-51.02	-42.81	-7.00	-35.81
6625MHz	Pass	7.15G	7.5G	PK	7.36928G	8.21	-53.87	-54.98	-51.38	-43.17	-21.20	-21.97
6705MHz	Pass	5G	5.9G	AV	5.41535G	8.21	-64.46	-64.73	-61.58	-53.37	-41.20	-12.17
6705MHz	Pass	5.9G	5.925G	AV	5.90616G	8.21	-62.80	-62.54	-59.66	-51.45	-27.00	-24.45
6705MHz	Pass	7.125G	7.15G	AV	7.12561G	8.21	-65.29	-65.29	-62.28	-54.07	-27.00	-27.07
6705MHz	Pass	7.15G	7.5G	AV	7.41828G	8.21	-64.82	-64.82	-61.81	-53.60	-41.20	-12.40
6705MHz	Pass	5G	5.9G	PK	5.432G	8.21	-53.91	-54.15	-51.02	-42.81	-21.20	-21.61
6705MHz	Pass	5.9G	5.925G	PK	5.91596G	8.21	-52.90	-50.57	-48.57	-40.36	-7.00	-33.36
6705MHz	Pass	7.125G	7.15G	PK	7.13965G	8.21	-54.86	-53.54	-51.14	-42.93	-7.00	-35.93
6705MHz	Pass	7.15G	7.5G	PK	7.34635G	8.21	-55.79	-53.82	-51.68	-43.47	-21.20	-22.27
6785MHz	Pass	5G	5.9G	AV	5.3969G	8.21	-64.44	-64.72	-61.57	-53.36	-41.20	-12.16
6785MHz	Pass	5.9G	5.925G	AV	5.9003G	8.21	-62.78	-62.78	-59.77	-51.56	-27.00	-24.56
6785MHz	Pass	7.125G	7.15G	AV	7.13435G	8.21	-65.32	-65.11	-62.20	-53.99	-27.00	-26.99
6785MHz	Pass	7.15G	7.5G	AV	7.4223G	8.21	-64.80	-64.80	-61.79	-53.58	-41.20	-12.38
6785MHz	Pass	5G	5.9G	PK	5.44235G	8.21	-54.46	-54.63	-51.53	-43.32	-21.20	-22.12
6785MHz	Pass	5.9G	5.925G	PK	5.90193G	8.21	-50.38	-51.64	-47.95	-39.74	-7.00	-32.74
6785MHz	Pass	7.125G	7.15G	PK	7.13589G	8.21	-54.18	-54.67	-51.41	-43.20	-7.00	-36.20
6785MHz	Pass	7.15G	7.5G	PK	7.44505G	8.21	-54.66	-54.27	-51.45	-43.24	-21.20	-22.04
6865MHz Straddle 6.525-6.875GHz	Pass	5G	5.9G	AV	5.42165G	8.21	-64.47	-64.74	-61.59	-53.38	-41.20	-12.18
6865MHz Straddle 6.525-6.875GHz	Pass	5.9G	5.925G	AV	5.91816G	8.21	-62.85	-62.59	-59.71	-51.50	-27.00	-24.50

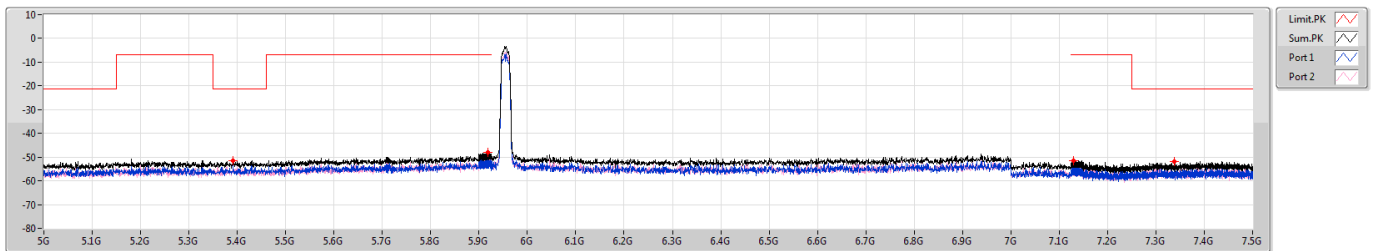
Mode	Result	F-Start (Hz)	F-Stop (Hz)	Type	Freq (Hz)	DG (dBi)	P1 (dBm)	P2 (dBm)	Psum (dBm)	EIRP (dBm)	Limit (dBm)	Margin (dB)
6865MHz Straddle 6.525-6.875GHz	Pass	7.125G	7.15G	AV	7.12748G	8.21	-65.52	-64.67	-62.06	-53.85	-27.00	-26.85
6865MHz Straddle 6.525-6.875GHz	Pass	7.15G	7.5G	AV	7.4195G	8.21	-64.81	-65.03	-61.91	-53.70	-41.20	-12.50
6865MHz Straddle 6.525-6.875GHz	Pass	5G	5.9G	PK	5.072G	8.21	-53.37	-53.94	-50.64	-42.43	-21.20	-21.23
6865MHz Straddle 6.525-6.875GHz	Pass	5.9G	5.925G	PK	5.90405G	8.21	-49.83	-54.04	-48.43	-40.22	-7.00	-33.22
6865MHz Straddle 6.525-6.875GHz	Pass	7.125G	7.15G	PK	7.13838G	8.21	-55.60	-52.69	-50.90	-42.69	-7.00	-35.69
6865MHz Straddle 6.525-6.875GHz	Pass	7.15G	7.5G	PK	7.38975G	8.21	-53.95	-55.58	-51.68	-43.47	-21.20	-22.27
6945MHz	Pass	5G	5.9G	AV	5.432G	8.21	-64.52	-64.52	-61.51	-53.30	-41.20	-12.10
6945MHz	Pass	5.9G	5.925G	AV	5.91844G	8.21	-62.85	-62.59	-59.71	-51.50	-27.00	-24.50
6945MHz	Pass	7.125G	7.15G	AV	7.12599G	8.21	-64.87	-63.53	-61.14	-52.93	-27.00	-25.93
6945MHz	Pass	7.15G	7.5G	AV	7.15G	8.21	-65.14	-63.77	-61.39	-53.18	-27.00	-26.18
6945MHz	Pass	7.15G	7.5G	AV	7.41023G	8.21	-64.84	-64.84	-61.83	-53.62	-41.20	-12.42
6945MHz	Pass	5G	5.9G	PK	5.3843G	8.21	-52.22	-54.72	-50.28	-42.07	-21.20	-20.87
6945MHz	Pass	5.9G	5.925G	PK	5.91806G	8.21	-50.92	-52.16	-48.49	-40.28	-7.00	-33.28
6945MHz	Pass	7.125G	7.15G	PK	7.14839G	8.21	-53.68	-51.58	-49.49	-41.28	-7.00	-34.28
6945MHz	Pass	7.15G	7.5G	PK	7.16138G	8.21	-54.96	-53.16	-50.96	-42.75	-7.00	-35.75
6945MHz	Pass	7.15G	7.5G	PK	7.3061G	8.21	-56.52	-52.92	-51.35	-43.14	-21.20	-21.94
7025MHz	Pass	5G	5.9G	AV	5.4131G	8.21	-64.73	-64.45	-61.58	-53.37	-41.20	-12.17
7025MHz	Pass	5.9G	5.925G	AV	5.91038G	8.21	-62.55	-62.55	-59.54	-51.33	-27.00	-24.33
7025MHz	Pass	7.125G	7.15G	AV	7.12616G	8.21	-65.08	-62.37	-60.51	-52.30	-27.00	-25.30
7025MHz	Pass	7.15G	7.5G	AV	7.16173G	8.21	-65.07	-62.73	-60.73	-52.52	-27.00	-25.52
7025MHz	Pass	7.15G	7.5G	AV	7.2536G	8.21	-65.31	-63.82	-61.49	-53.28	-41.20	-12.08
7025MHz	Pass	5G	5.9G	PK	5.36675G	8.21	-55.83	-53.73	-51.64	-43.43	-21.20	-22.23
7025MHz	Pass	5.9G	5.925G	PK	5.91358G	8.21	-50.76	-52.47	-48.52	-40.31	-7.00	-33.31
7025MHz	Pass	7.125G	7.15G	PK	7.12864G	8.21	-55.58	-40.38	-40.25	-32.04	-7.00	-25.04
7025MHz	Pass	7.15G	7.5G	PK	7.18955G	8.21	-57.12	-48.39	-47.84	-39.63	-7.00	-32.63
7025MHz	Pass	7.15G	7.5G	PK	7.4244G	8.21	-52.63	-56.26	-51.07	-42.86	-21.20	-21.66

DG = Directional Gain ; PX=Port X; Psum=P1+P2+...PX

5.925-6.425GHz_802.11a_Nss1,(6Mbps)_2TX

CSE Bandedge [PK]

5955MHz

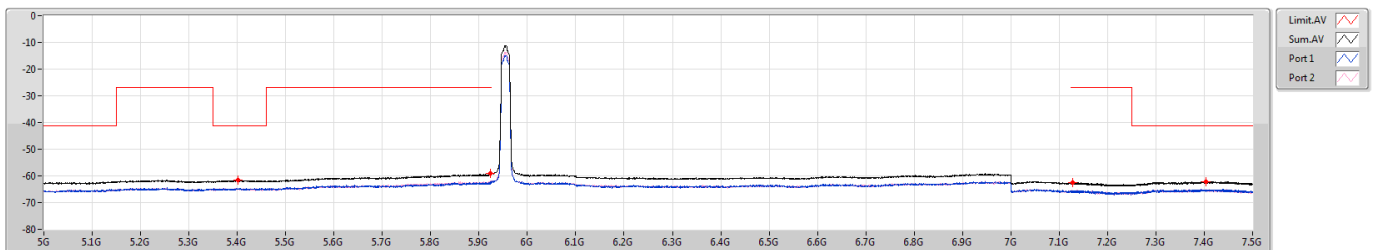


F-Start(Hz)	F-Stop(Hz)	RBW(Hz)	Type	Freq(Hz)	Psum(dBm)	P1(dBm)	P2(dBm)
5G	5.9G	1M	PK	5.39195G	-51.61	-53.77	-55.67
5.9G	5.925G	1M	PK	5.9187G	-47.87	-50.35	-51.49
7.125G	7.15G	1M	PK	7.12995G	-51.49	-53.88	-55.23
7.15G	7.5G	1M	PK	7.33725G	-51.86	-54.23	-55.61

5.925-6.425GHz_802.11a_Nss1,(6Mbps)_2TX

CSE Bandedge [AV]

5955MHz



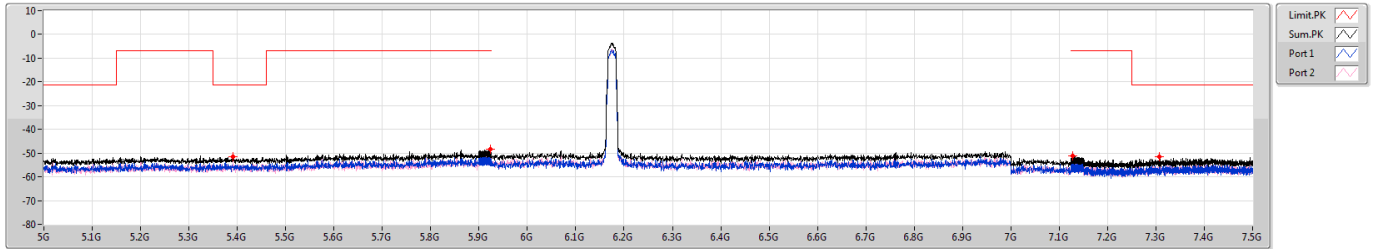
F-Start(Hz)	F-Stop(Hz)	RBW(Hz)	Type	Freq(Hz)	Psum(dBm)	P1(dBm)	P2(dBm)
5G	5.9G	1M	AV	5.4014G	-61.71	-64.58	-64.86
5.9G	5.925G	1M	AV	5.92388G	-59.11	-62.25	-62.00
7.125G	7.15G	1M	AV	7.12841G	-62.49	-65.50	-65.50
7.15G	7.5G	1M	AV	7.40428G	-62.15	-65.27	-65.06



5.925-6.425GHz_802.11a_Nss1,(6Mbps)_2TX

CSE Bandedge [PK]

6175MHz

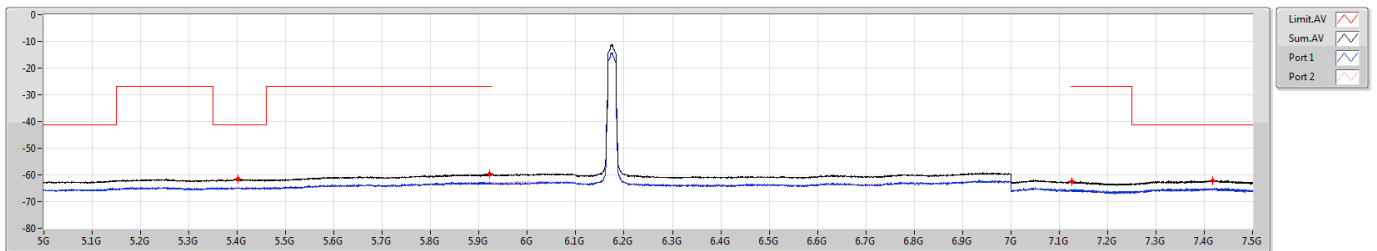


F-Start(Hz)	F-Stop(Hz)	RBW(Hz)	Type	Freq(Hz)	Psum(dBm)	P1(dBm)	P2(dBm)
5G	5.9G	1M	PK	5.3915G	-51.36	-55.87	-53.25
5.9G	5.925G	1M	PK	5.92425G	-48.52	-52.66	-50.63
7.125G	7.15G	1M	PK	7.12746G	-51.30	-53.38	-55.49
7.15G	7.5G	1M	PK	7.30663G	-51.41	-54.83	-54.05

5.925-6.425GHz_802.11a_Nss1,(6Mbps)_2TX

CSE Bandedge [AV]

6175MHz



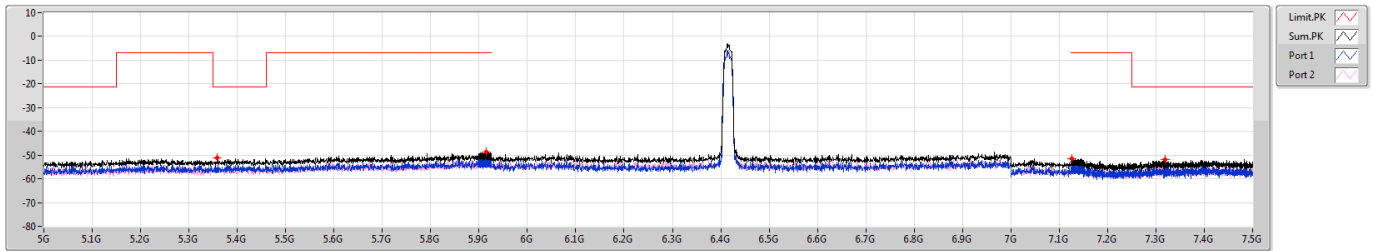
F-Start(Hz)	F-Stop(Hz)	RBW(Hz)	Type	Freq(Hz)	Psum(dBm)	P1(dBm)	P2(dBm)
5G	5.9G	1M	AV	5.40095G	-61.71	-64.86	-64.58
5.9G	5.925G	1M	AV	5.92196G	-59.74	-62.75	-62.75
7.125G	7.15G	1M	AV	7.12593G	-62.58	-65.93	-65.27
7.15G	7.5G	1M	AV	7.41793G	-62.11	-65.23	-65.01



5.925-6.425GHz_802.11a_Nss1,(6Mbps)_2TX

CSE Bandedge [PK]

6415MHz

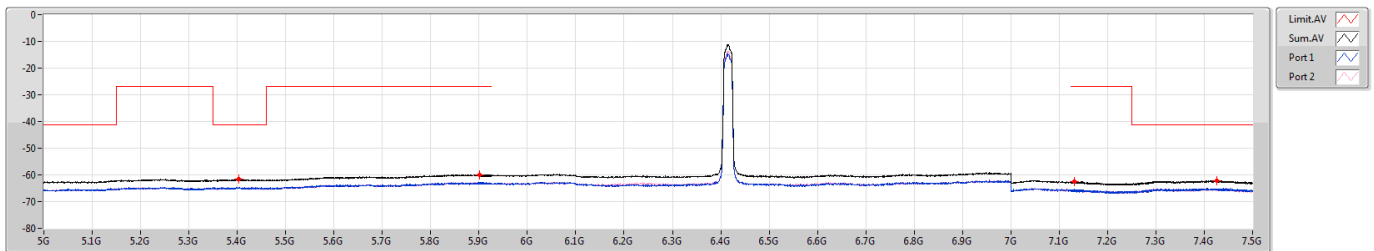


F-Start(Hz)	F-Stop(Hz)	RBW(Hz)	Type	Freq(Hz)	Psum(dBm)	P1(dBm)	P2(dBm)
5G	5.9G	1M	PK	5.3591G	-51.23	-57.06	-52.55
5.9G	5.925G	1M	PK	5.91476G	-48.74	-52.14	-51.40
7.125G	7.15G	1M	PK	7.1259G	-51.63	-54.46	-54.83
7.15G	7.5G	1M	PK	7.31975G	-51.98	-53.63	-56.99

5.925-6.425GHz_802.11a_Nss1,(6Mbps)_2TX

CSE Bandedge [AV]

6415MHz



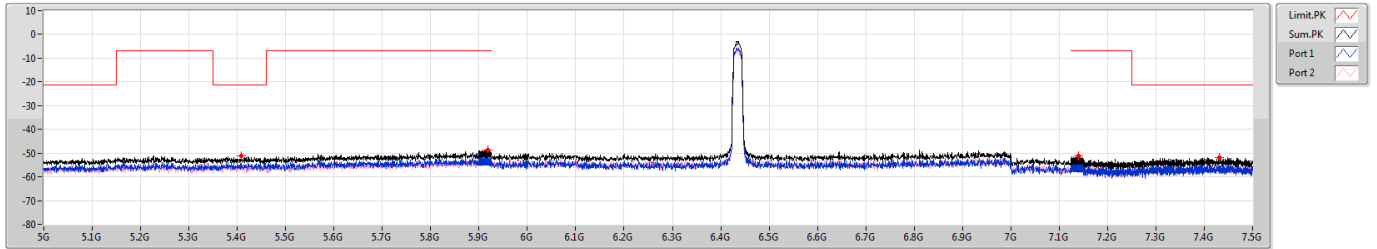
F-Start(Hz)	F-Stop(Hz)	RBW(Hz)	Type	Freq(Hz)	Psum(dBm)	P1(dBm)	P2(dBm)
5G	5.9G	1M	AV	5.4032G	-61.71	-64.59	-64.86
5.9G	5.925G	1M	AV	5.90025G	-59.92	-62.93	-62.93
7.125G	7.15G	1M	AV	7.13054G	-62.49	-65.29	-65.72
7.15G	7.5G	1M	AV	7.42563G	-62.19	-65.20	-65.20



6.425-6.525GHz_802.11a_Nss1,(6Mbps)_2TX

CSE Bandedge [PK]

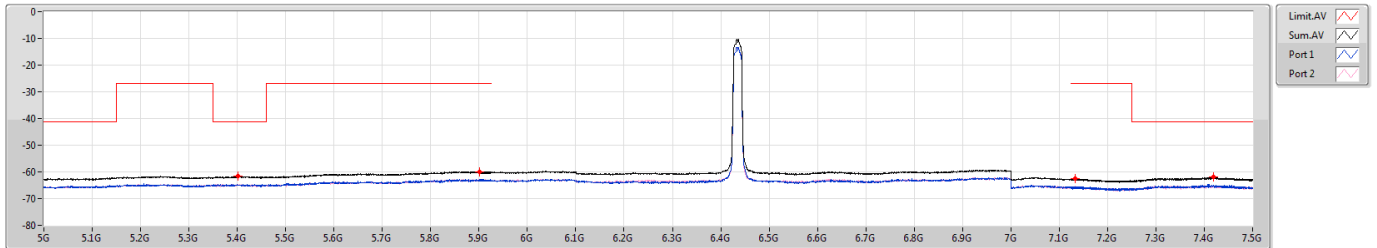
6435MHz



6.425-6.525GHz_802.11a_Nss1,(6Mbps)_2TX

CSE Bandedge [AV]

6435MHz

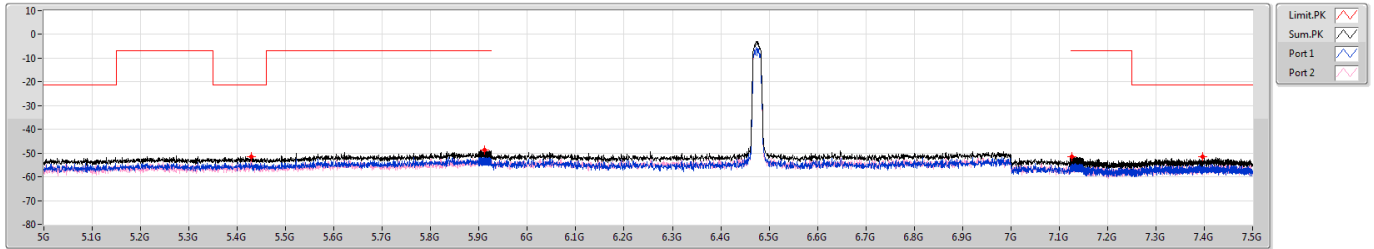




6.425-6.525GHz_802.11a_Nss1,(6Mbps)_2TX

CSE Bandedge [PK]

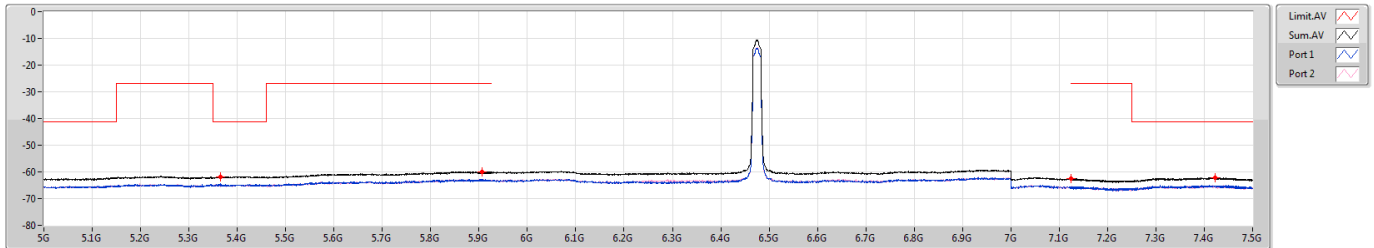
6475MHz



6.425-6.525GHz_802.11a_Nss1,(6Mbps)_2TX

CSE Bandedge [AV]

6475MHz

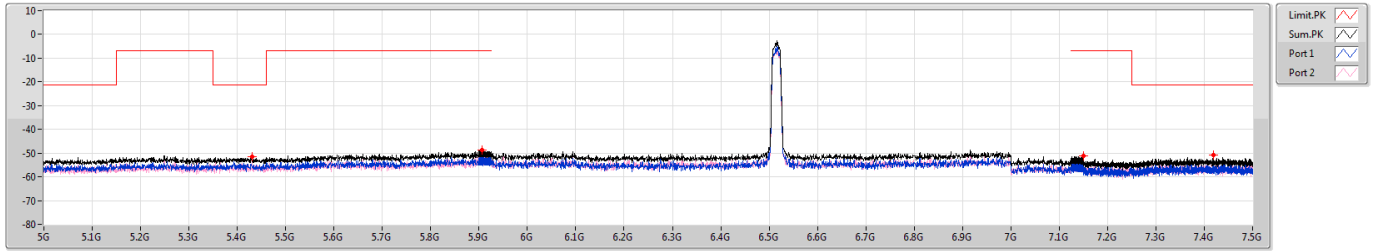




6.425-6.525GHz_802.11a_Nss1,(6Mbps)_2TX

CSE Bandedge [PK]

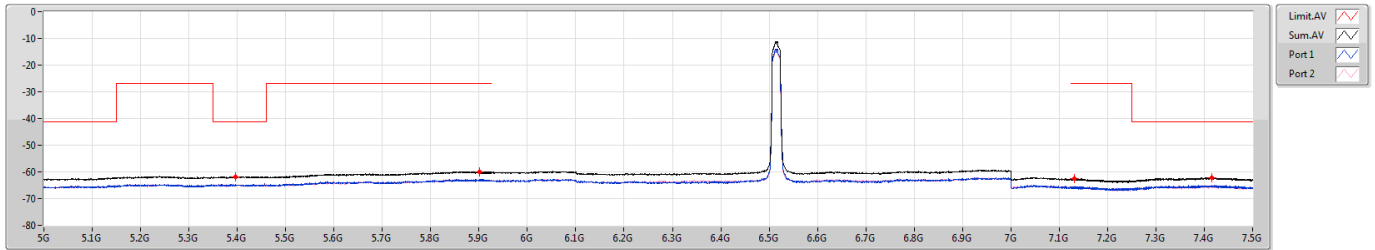
6515MHz



6.425-6.525GHz_802.11a_Nss1,(6Mbps)_2TX

CSE Bandedge [AV]

6515MHz

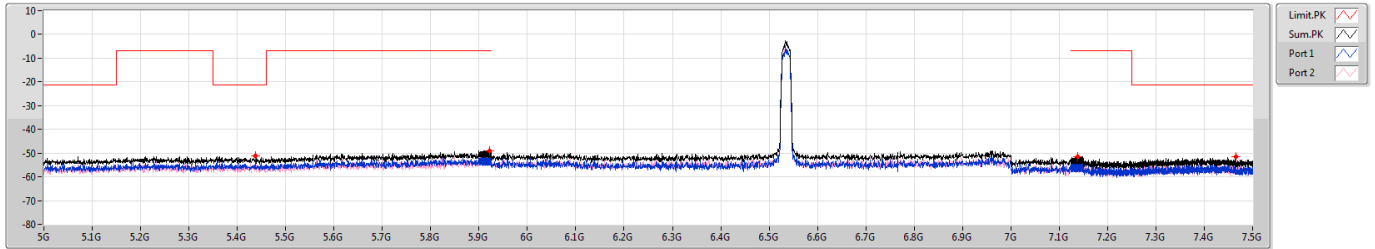




6.525-6.875GHz_802.11a_Nss1,(6Mbps)_2TX

CSE Bandedge [PK]

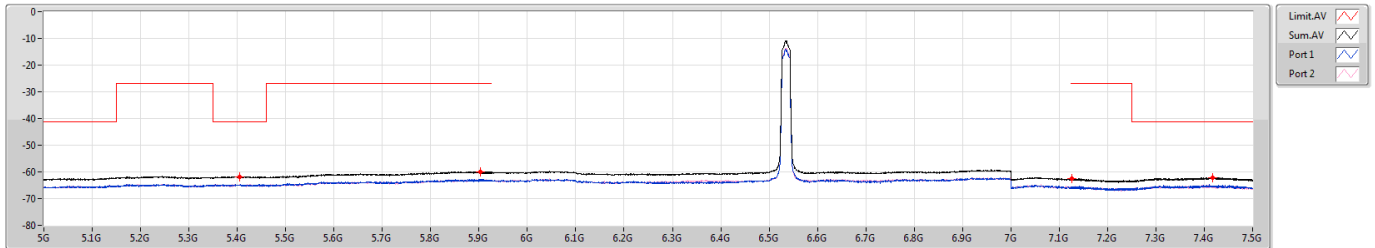
6535MHz



6.525-6.875GHz_802.11a_Nss1,(6Mbps)_2TX

CSE Bandedge [AV]

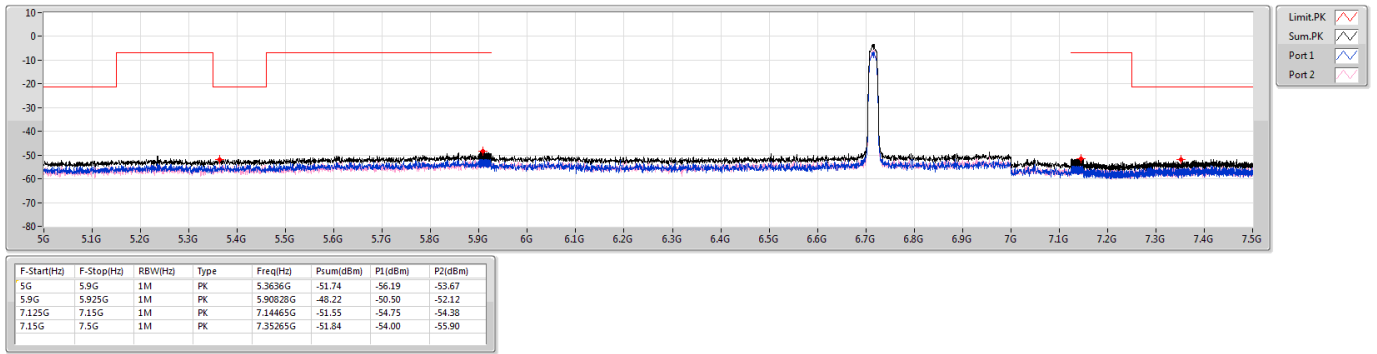
6535MHz



6.525-6.875GHz_802.11a_Nss1,(6Mbps)_2TX

CSE Bandedge [PK]

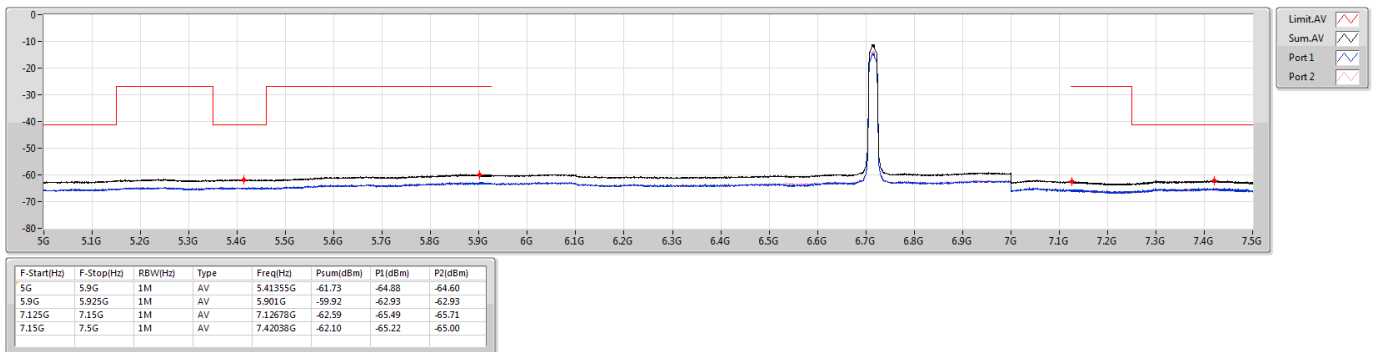
6715MHz



6.525-6.875GHz_802.11a_Nss1,(6Mbps)_2TX

CSE Bandedge [AV]

6715MHz

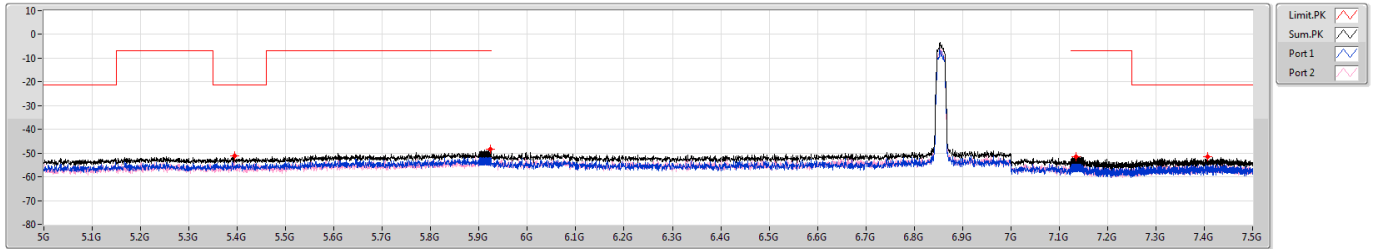




6.525-6.875GHz_802.11a_Nss1,(6Mbps)_2TX

CSE Bandedge [PK]

6855MHz

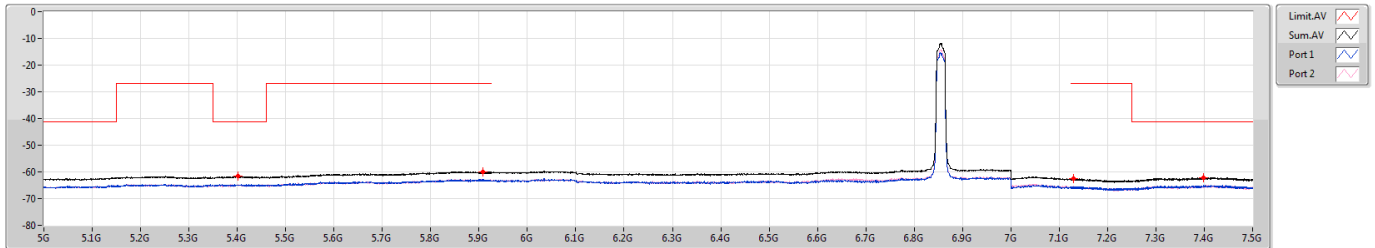


F-Start(Hz)	F-Stop(Hz)	RBW(Hz)	Type	Freq(Hz)	Psum(dBm)	P1(dBm)	P2(dBm)
5G	5.9G	1M	PK	5.39375G	-51.31	-55.76	-53.24
5.9G	5.925G	1M	PK	5.92368G	-48.52	-50.49	-52.91
7.125G	7.15G	1M	PK	7.13395G	-51.53	-54.42	-54.67
7.15G	7.5G	1M	PK	7.40638G	-51.54	-53.21	-56.51

6.525-6.875GHz_802.11a_Nss1,(6Mbps)_2TX

CSE Bandedge [AV]

6855MHz



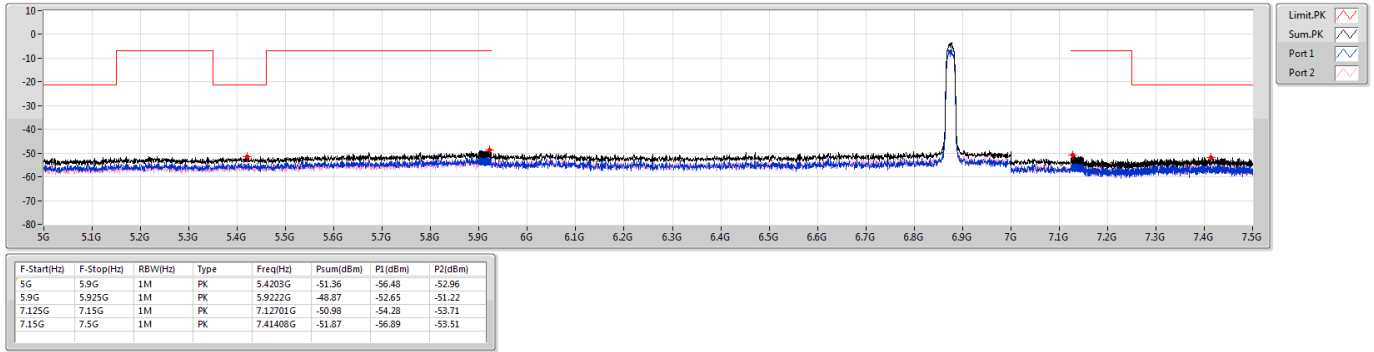
F-Start(Hz)	F-Stop(Hz)	RBW(Hz)	Type	Freq(Hz)	Psum(dBm)	P1(dBm)	P2(dBm)
5G	5.9G	1M	AV	5.4023G	-61.71	-64.86	-64.59
5.9G	5.925G	1M	AV	5.90859G	-59.95	-62.96	-62.96
7.125G	7.15G	1M	AV	7.12926G	-62.59	-65.94	-65.28
7.15G	7.5G	1M	AV	7.3985G	-62.07	-65.08	-65.08



6.525-6.875GHz_802.11a_Nss1,(6Mbps)_2TX

CSE Bandedge [PK]

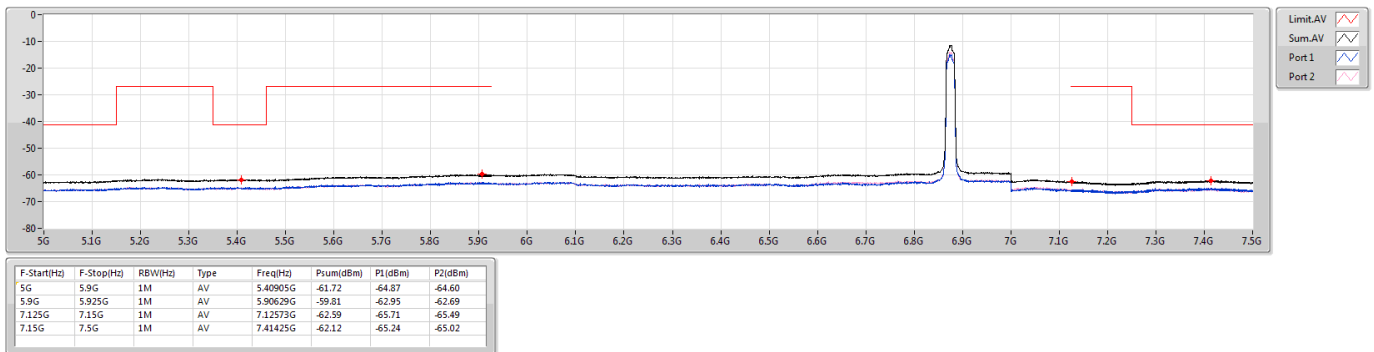
6875MHz Straddle 6.525-6.875GHz



6.525-6.875GHz_802.11a_Nss1,(6Mbps)_2TX

CSE Bandedge [AV]

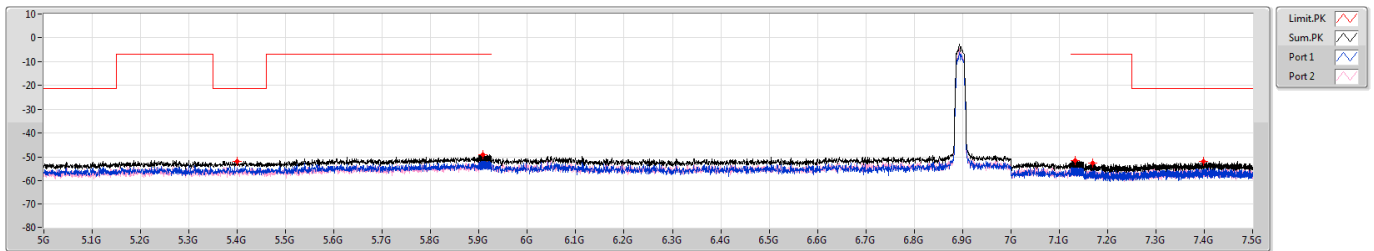
6875MHz Straddle 6.525-6.875GHz



6.875-7.125GHz_802.11a_Nss1,(6Mbps)_2TX

CSE Bandedge [PK]

6895MHz

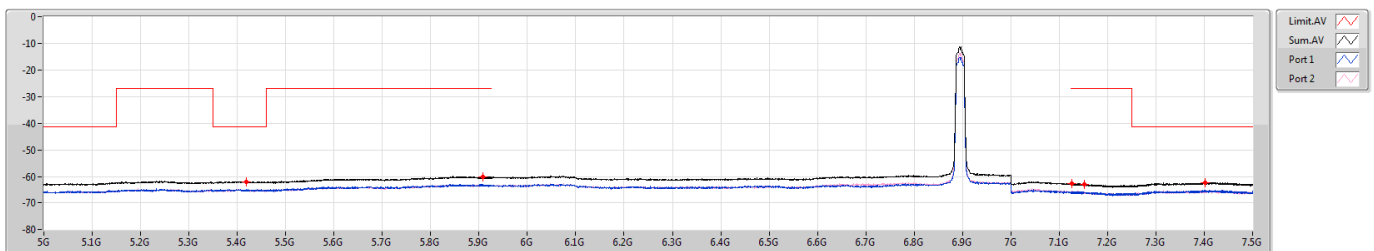


F-Start(Hz)	F-Stop(Hz)	RBW(Hz)	Type	Freq(Hz)	Psum(dBm)	P1(dBm)	P2(dBm)
5G	5.9G	1M	PK	5.3996G	-51.80	-54.81	-54.81
5.9G	5.925G	1M	PK	5.90719G	-48.89	-51.02	-53.01
7.125G	7.15G	1M	PK	7.13318G	-51.45	-55.79	-53.45
7.15G	7.5G	1M	PK	7.16908G	-52.51	-55.69	-55.36
7.15G	7.5G	1M	PK	7.3992G	-51.87	-55.36	-54.45

6.875-7.125GHz_802.11a_Nss1,(6Mbps)_2TX

CSE Bandedge [AV]

6895MHz

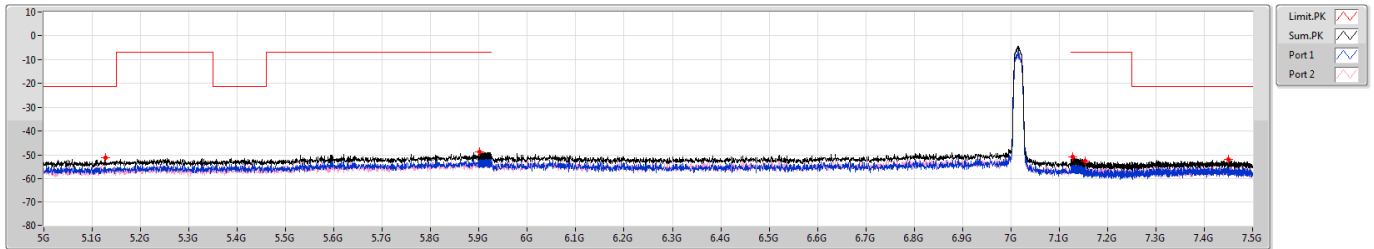


F-Start(Hz)	F-Stop(Hz)	RBW(Hz)	Type	Freq(Hz)	Psum(dBm)	P1(dBm)	P2(dBm)
5G	5.9G	1M	AV	5.41895G	-61.74	-64.61	-64.89
5.9G	5.925G	1M	AV	5.90715G	-59.95	-62.96	-62.96
7.125G	7.15G	1M	AV	7.12699G	-62.47	-65.71	-65.27
7.15G	7.5G	1M	AV	7.1514G	-62.78	-65.79	-65.79
7.15G	7.5G	1M	AV	7.40165G	-62.05	-64.86	-65.28

6.875-7.125GHz_802.11a_Nss1,(6Mbps)_2TX

CSE Bandedge [PK]

7015MHz

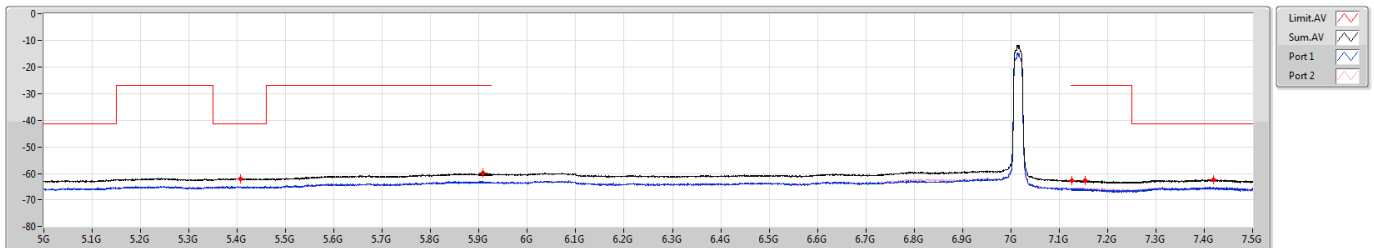


F-Start(Hz)	F-Stop(Hz)	RBW(Hz)	Type	Freq(Hz)	Psum(dBm)	P1(dBm)	P2(dBm)
5G	5.9G	1M	PK	5.1269G	-51.18	-55.40	-53.25
5.9G	5.925G	1M	PK	5.90119G	-48.65	-51.20	-52.17
7.125G	7.15G	1M	PK	7.12714G	-50.94	-53.65	-54.28
7.15G	7.5G	1M	PK	7.1535G	-52.70	-54.81	-56.84
7.15G	7.5G	1M	PK	7.45083G	-51.97	-54.85	-55.12

6.875-7.125GHz_802.11a_Nss1,(6Mbps)_2TX

CSE Bandedge [AV]

7015MHz

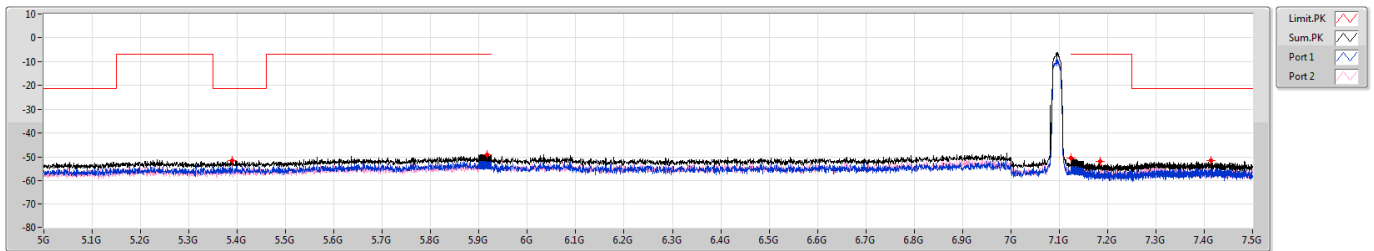


F-Start(Hz)	F-Stop(Hz)	RBW(Hz)	Type	Freq(Hz)	Psum(dBm)	P1(dBm)	P2(dBm)
5G	5.9G	1M	AV	5.40635G	-61.72	-64.87	-64.59
5.9G	5.925G	1M	AV	5.9079G	-59.81	-62.96	-62.69
7.125G	7.15G	1M	AV	7.12644G	-62.48	-65.71	-65.28
7.15G	7.5G	1M	AV	7.15298G	-62.58	-65.59	-65.59
7.15G	7.5G	1M	AV	7.41985G	-62.10	-65.00	-65.22

6.875-7.125GHz_802.11a_Nss1,(6Mbps)_2TX

CSE Bandedge [PK]

7095MHz

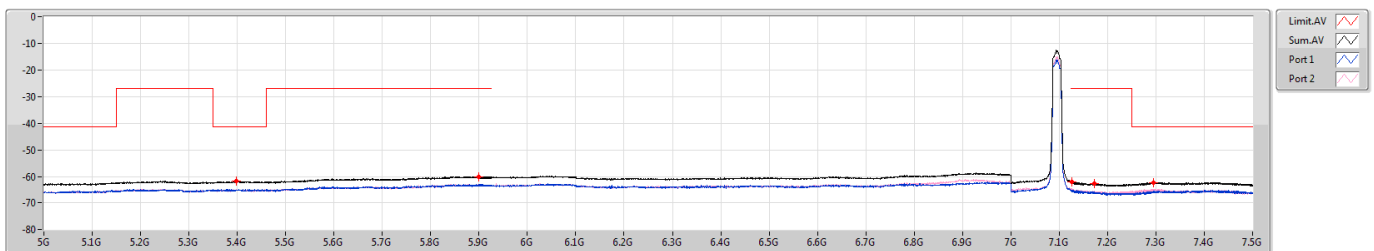


F-Start(Hz)	F-Stop(Hz)	RBW(Hz)	Type	Freq(Hz)	Psum(dBm)	P1(dBm)	P2(dBm)
5G	5.9G	1M	PK	5.3897G	-51.54	-53.78	-55.49
5.9G	5.925G	1M	PK	5.91706G	-48.89	-50.93	-53.14
7.125G	7.15G	1M	PK	7.12524G	-50.47	-54.50	-52.60
7.15G	7.5G	1M	PK	7.18483G	-51.79	-57.60	-53.11
7.15G	7.5G	1M	PK	7.41303G	-51.38	-54.03	-54.78

6.875-7.125GHz_802.11a_Nss1,(6Mbps)_2TX

CSE Bandedge [AV]

7095MHz

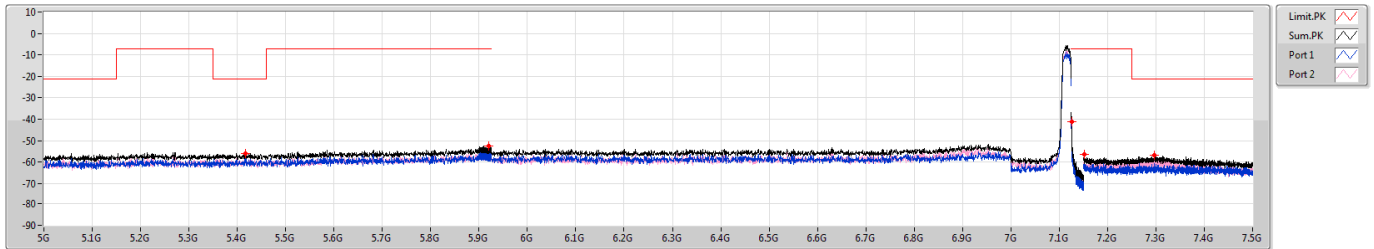


F-Start(Hz)	F-Stop(Hz)	RBW(Hz)	Type	Freq(Hz)	Psum(dBm)	P1(dBm)	P2(dBm)
5G	5.9G	1M	AV	5.3897G	-61.71	-64.86	-64.59
5.9G	5.925G	1M	AV	5.90011G	-59.92	-62.93	-62.93
7.125G	7.15G	1M	AV	7.12573G	-61.84	-65.27	-64.46
7.15G	7.5G	1M	AV	7.17275G	-62.47	-65.59	-65.38
7.15G	7.5G	1M	AV	7.29525G	-62.05	-65.60	-64.58

6.875-7.125GHz_802.11a_Nss1,(6Mbps)_2TX

CSE Bandedge [PK]

7115MHz

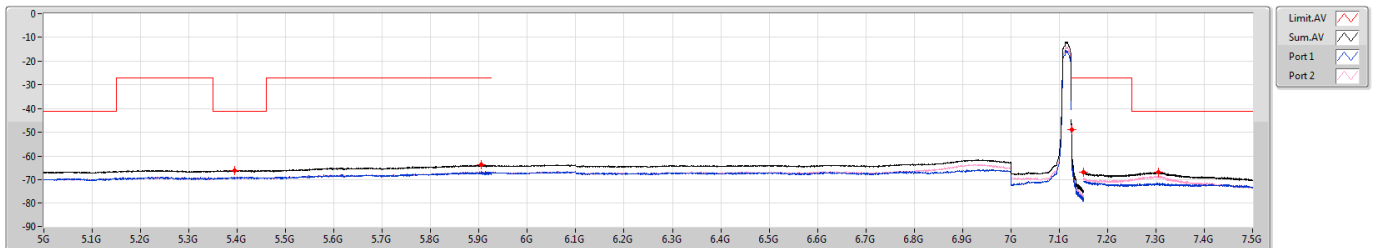


F-Start(Hz)	F-Stop(Hz)	RBW(Hz)	Type	Freq(Hz)	Psum(dBm)	P1(dBm)	P2(dBm)
5G	5.9G	1M	PK	5.41715G	-55.83	-57.63	-60.53
5.9G	5.925G	1M	PK	5.91955G	-52.44	-57.77	-53.94
7.125G	7.15G	100k(BP1M)	PK	7.1255G	-41.10	-45.50	-43.06
7.15G	7.5G	1M	PK	7.1514G	-56.59	-59.99	-59.24
7.15G	7.5G	1M	PK	7.29665G	-56.92	-60.63	-59.32

6.875-7.125GHz_802.11a_Nss1,(6Mbps)_2TX

CSE Bandedge [AV]

7115MHz



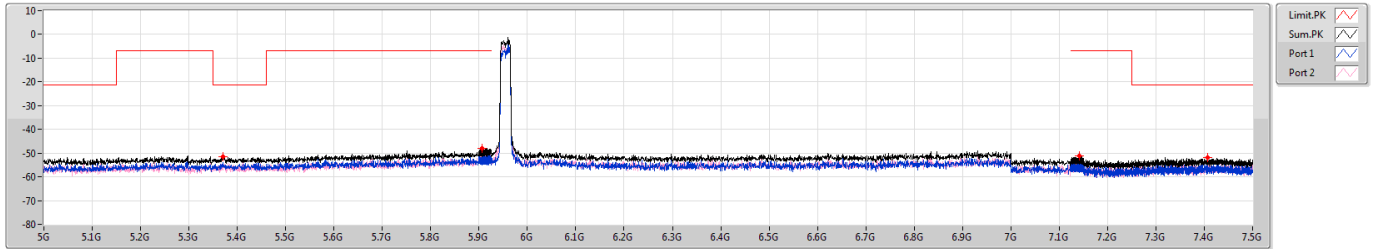
F-Start(Hz)	F-Stop(Hz)	RBW(Hz)	Type	Freq(Hz)	Psum(dBm)	P1(dBm)	P2(dBm)
5G	5.9G	1M	AV	5.39375G	-65.93	-69.08	-68.80
5.9G	5.925G	1M	AV	5.90431G	-63.65	-66.53	-66.80
7.125G	7.15G	100k(BP1M)	AV	7.1255G	-48.85	-52.78	-51.10
7.15G	7.5G	1M	AV	7.15018G	-66.81	-70.54	-69.20
7.15G	7.5G	1M	AV	7.30593G	-66.83	-71.95	-68.42



5.925-6.425GHz_802.11ax HEW20_Nss1,(MCS0)_2TX

CSE Bandedge [PK]

5955MHz

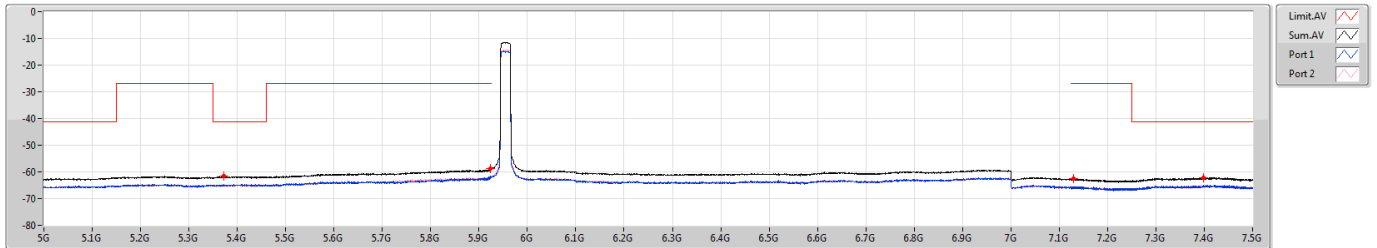


F-Start(Hz)	F-Stop(Hz)	RBW(Hz)	Type	Freq(Hz)	Psum(dBm)	P1(dBm)	P2(dBm)
5G	5.9G	1M	PK	5.37125G	-51.43	-53.86	-55.10
5.9G	5.925G	1M	PK	5.90595G	-48.00	-50.68	-51.36
7.125G	7.15G	1M	PK	7.14159G	-51.09	-53.74	-54.50
7.15G	7.5G	1M	PK	7.40725G	-51.98	-54.99	-54.99

5.925-6.425GHz_802.11ax HEW20_Nss1,(MCS0)_2TX

CSE Bandedge [AV]

5955MHz



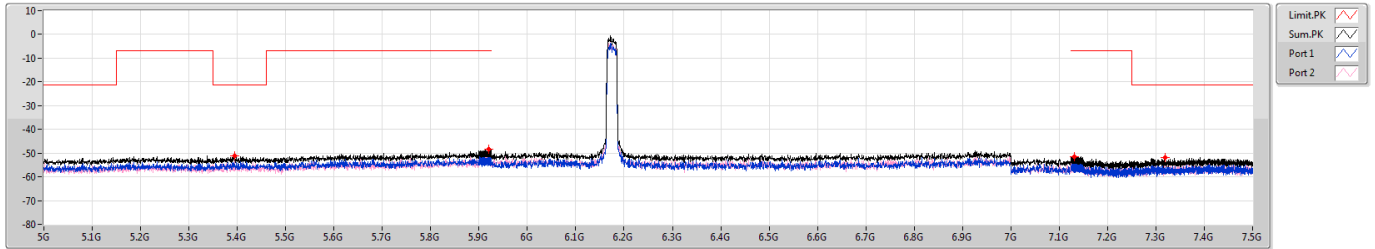
F-Start(Hz)	F-Stop(Hz)	RBW(Hz)	Type	Freq(Hz)	Psum(dBm)	P1(dBm)	P2(dBm)
5G	5.9G	1M	AV	5.3726G	-61.68	-64.69	-64.69
5.9G	5.925G	1M	AV	5.92405G	-58.64	-61.53	-61.77
7.125G	7.15G	1M	AV	7.12931G	-62.60	-65.50	-65.72
7.15G	7.5G	1M	AV	7.39868G	-62.17	-64.87	-65.52



5.925-6.425GHz_802.11ax HEW20_Nss1,(MCS0)_2TX

CSE Bandedge [PK]

6175MHz

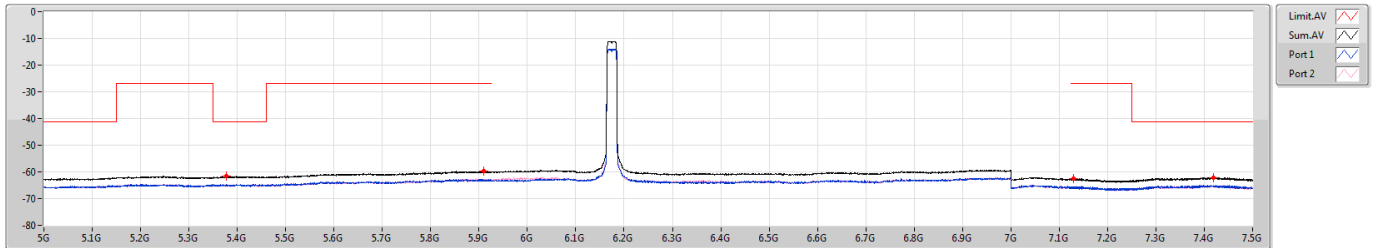


F-Start(Hz)	F-Stop(Hz)	RBW(Hz)	Type	Freq(Hz)	Psum(dBm)	P1(dBm)	P2(dBm)
5G	5.9G	1M	PK	5.3942G	-51.18	-55.19	-53.38
5.9G	5.925G	1M	PK	5.91955G	-48.50	-50.94	-52.16
7.125G	7.15G	1M	PK	7.13083G	-51.36	-53.07	-56.22
7.15G	7.5G	1M	PK	7.31835G	-51.98	-57.39	-53.46

5.925-6.425GHz_802.11ax HEW20_Nss1,(MCS0)_2TX

CSE Bandedge [AV]

6175MHz



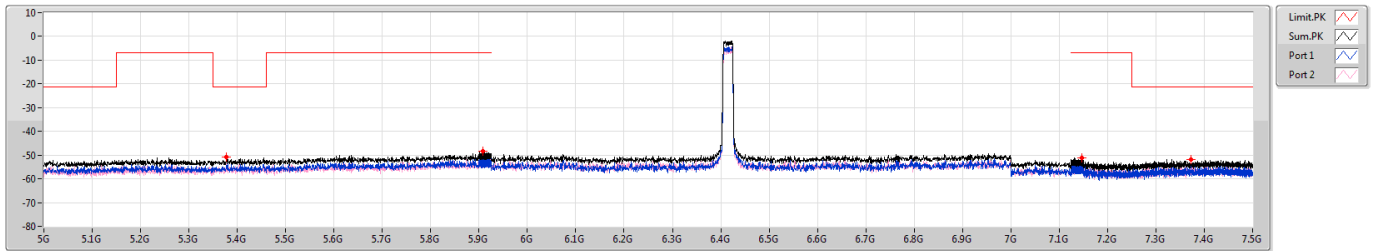
F-Start(Hz)	F-Stop(Hz)	RBW(Hz)	Type	Freq(Hz)	Psum(dBm)	P1(dBm)	P2(dBm)
5G	5.9G	1M	AV	5.378G	-61.66	-64.67	-64.67
5.9G	5.925G	1M	AV	5.90954G	-59.82	-62.97	-62.70
7.125G	7.15G	1M	AV	7.1289G	-62.60	-65.72	-65.50
7.15G	7.5G	1M	AV	7.41845G	-62.10	-65.22	-65.01



5.925-6.425GHz_802.11ax HEW20_Nss1,(MCS0)_2TX

CSE Bandedge [PK]

6415MHz

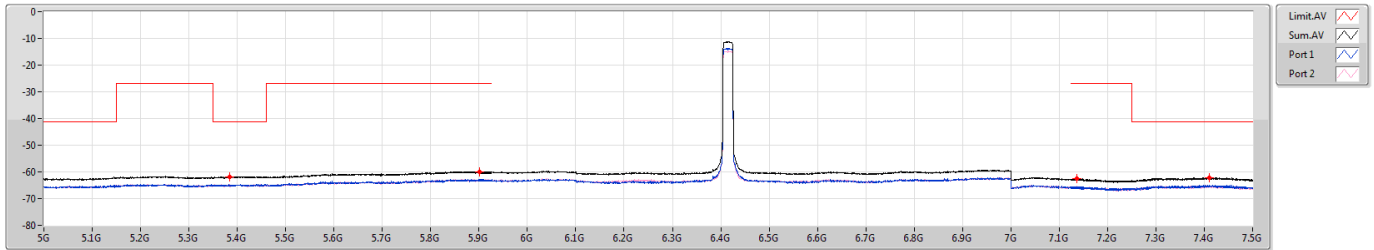


F-Start(Hz)	F-Stop(Hz)	RBW(Hz)	Type	Freq(Hz)	Psum(dBm)	P1(dBm)	P2(dBm)
5G	5.9G	1M	PK	5.378G	-50.88	-54.22	-53.59
5.9G	5.925G	1M	PK	5.90816G	-48.51	-51.52	-51.52
7.125G	7.15G	1M	PK	7.14616G	-51.10	-53.37	-55.01
7.15G	7.5G	1M	PK	7.37243G	-51.81	-54.15	-55.62

5.925-6.425GHz_802.11ax HEW20_Nss1,(MCS0)_2TX

CSE Bandedge [AV]

6415MHz



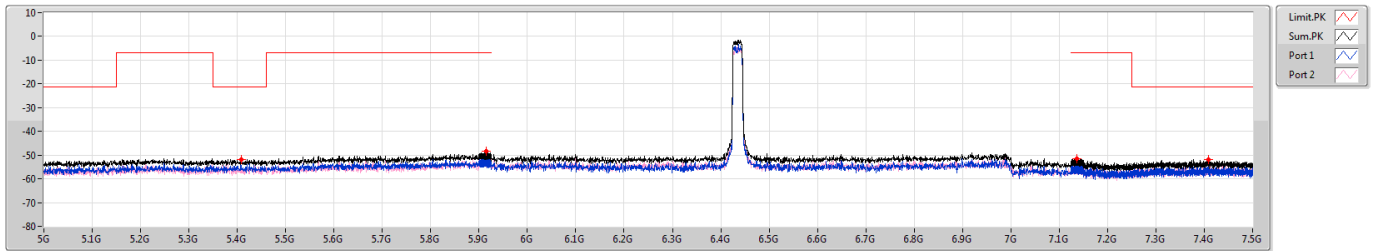
F-Start(Hz)	F-Stop(Hz)	RBW(Hz)	Type	Freq(Hz)	Psum(dBm)	P1(dBm)	P2(dBm)
5G	5.9G	1M	AV	5.3843G	-61.76	-64.91	-64.64
5.9G	5.925G	1M	AV	5.90121G	-59.92	-62.67	-63.21
7.125G	7.15G	1M	AV	7.13698G	-62.51	-65.74	-65.31
7.15G	7.5G	1M	AV	7.41023G	-62.13	-65.04	-65.25



6.425-6.525GHz_802.11ax_HEW20_Nss1,(MCS0)_2TX

CSE Bandedge [PK]

6435MHz

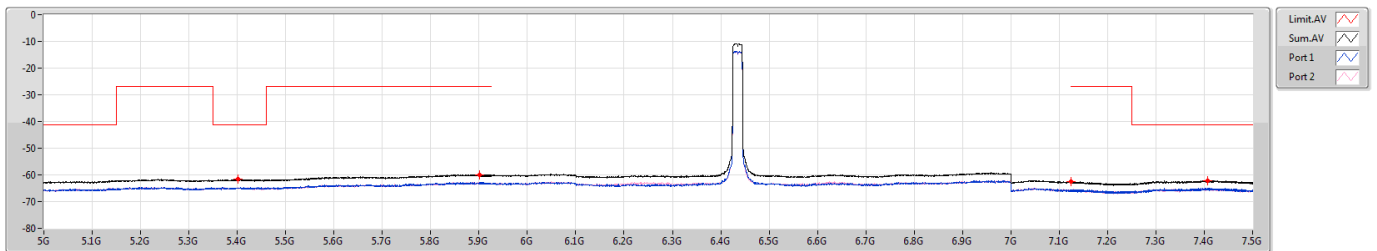


F-Start(Hz)	F-Stop(Hz)	RBW(Hz)	Type	Freq(Hz)	Psum(dBm)	P1(dBm)	P2(dBm)
5G	5.9G	1M	PK	5.40815G	-51.76	-54.39	-55.18
5.9G	5.925G	1M	PK	5.91415G	-48.45	-52.87	-50.39
7.125G	7.15G	1M	PK	7.13671G	-51.66	-54.86	-54.49
7.15G	7.5G	1M	PK	7.40813G	-51.91	-54.73	-55.12

6.425-6.525GHz_802.11ax_HEW20_Nss1,(MCS0)_2TX

CSE Bandedge [AV]

6435MHz



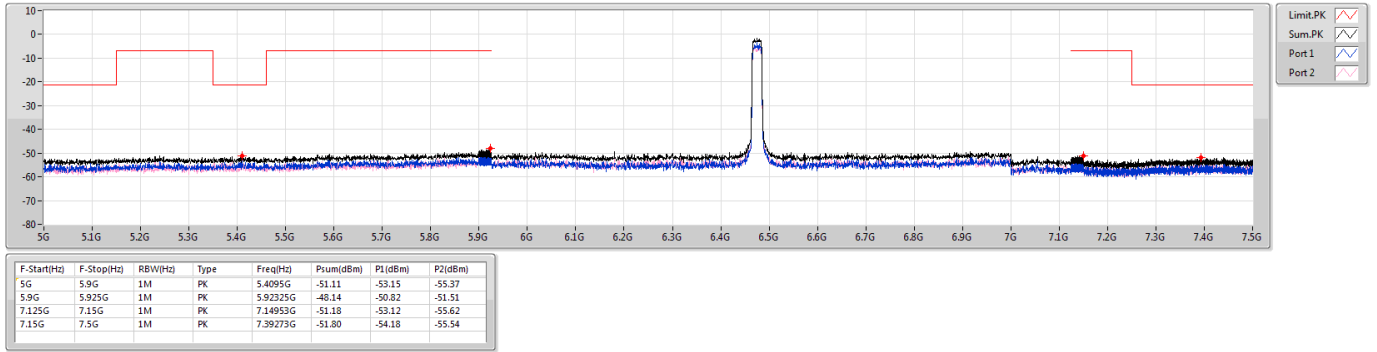
F-Start(Hz)	F-Stop(Hz)	RBW(Hz)	Type	Freq(Hz)	Psum(dBm)	P1(dBm)	P2(dBm)
5G	5.9G	1M	AV	5.40185G	-61.71	-64.86	-64.58
5.9G	5.925G	1M	AV	5.90125G	-59.92	-62.93	-62.93
7.125G	7.15G	1M	AV	7.12524G	-62.59	-65.71	-65.49
7.15G	7.5G	1M	AV	7.40673G	-62.14	-65.05	-65.26



6.425-6.525GHz_802.11ax HEW20_Nss1,(MCS0)_2TX

CSE Bandedge [PK]

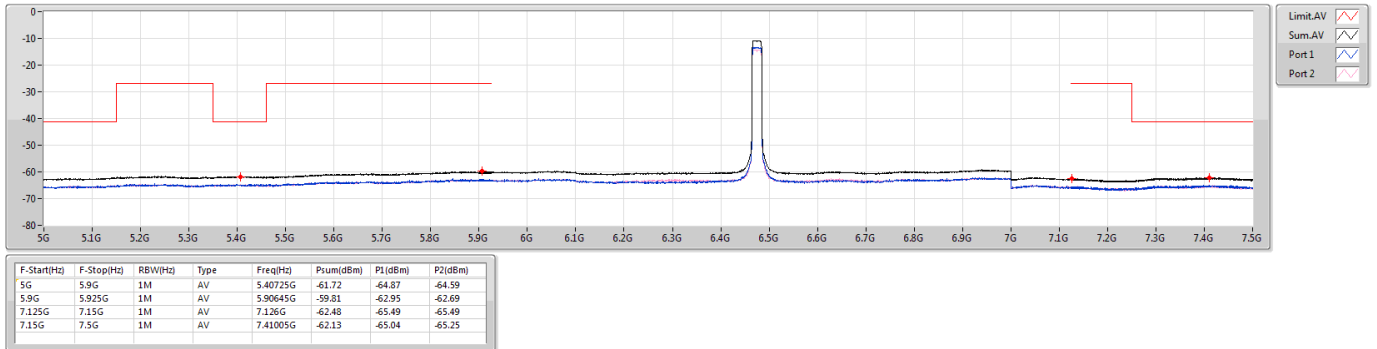
6475MHz



6.425-6.525GHz_802.11ax HEW20_Nss1,(MCS0)_2TX

CSE Bandedge [AV]

6475MHz

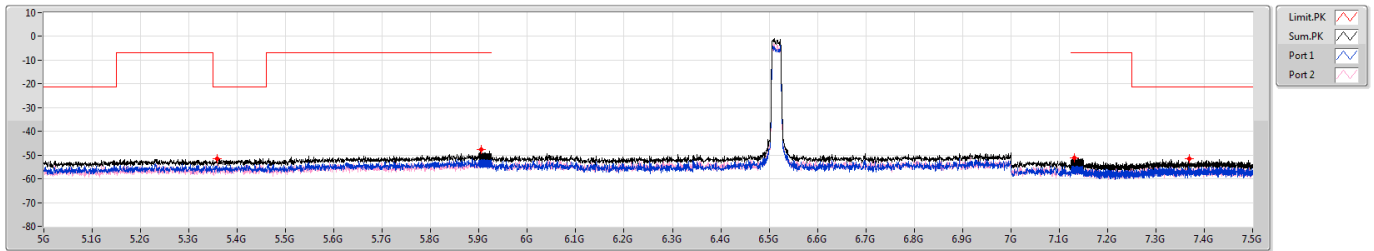




6.425-6.525GHz_802.11ax HEW20_Nss1,(MCS0)_2TX

CSE Bandedge [PK]

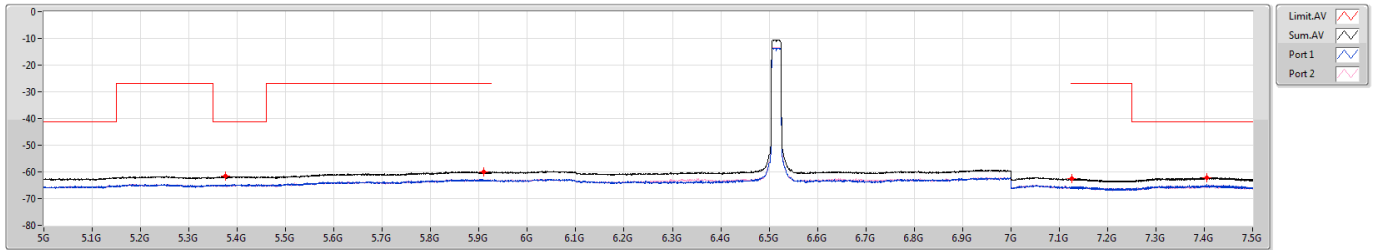
6515MHz



6.425-6.525GHz_802.11ax HEW20_Nss1,(MCS0)_2TX

CSE Bandedge [AV]

6515MHz

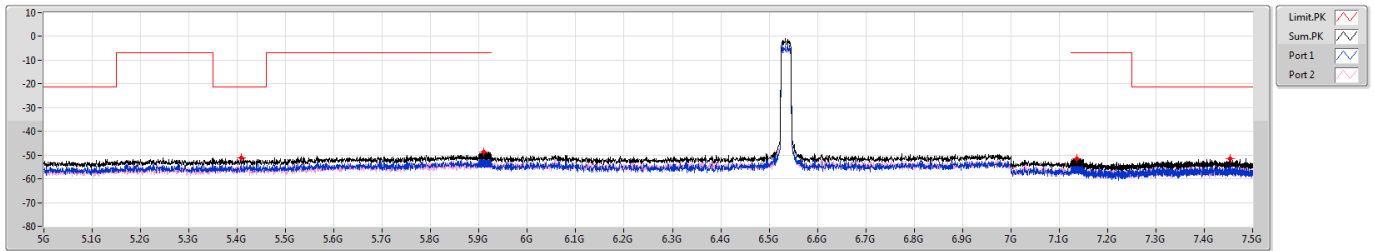




6.525-6.875GHz_802.11ax HEW20_Nss1,(MCS0)_2TX

CSE Bandedge [PK]

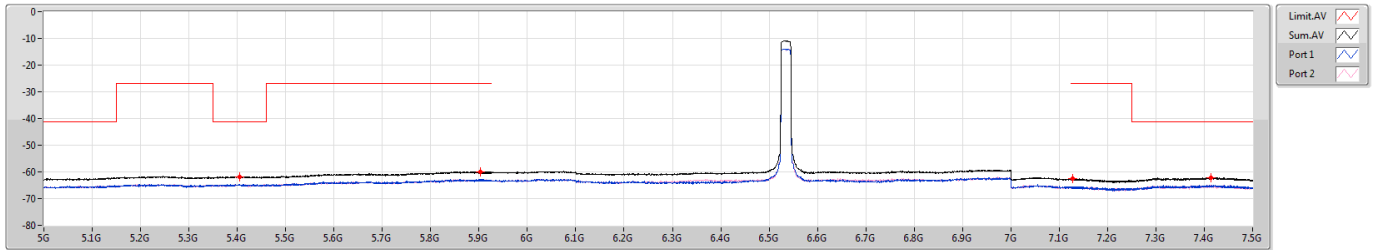
6535MHz



6.525-6.875GHz_802.11ax HEW20_Nss1,(MCS0)_2TX

CSE Bandedge [AV]

6535MHz

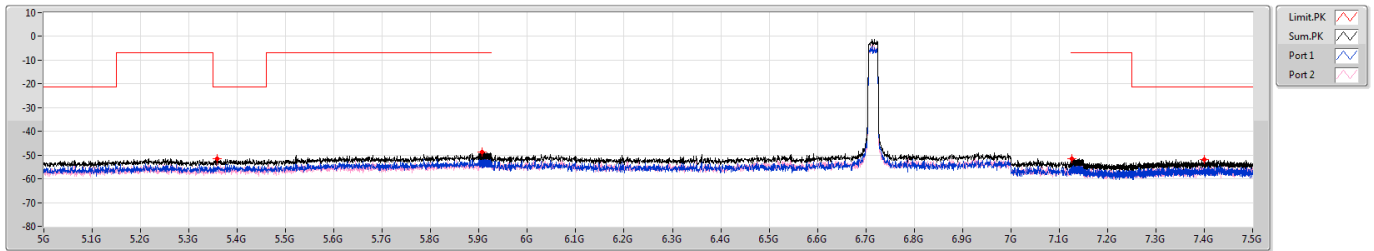




6.525-6.875GHz_802.11ax HEW20_Nss1,(MCS0)_2TX

CSE Bandedge [PK]

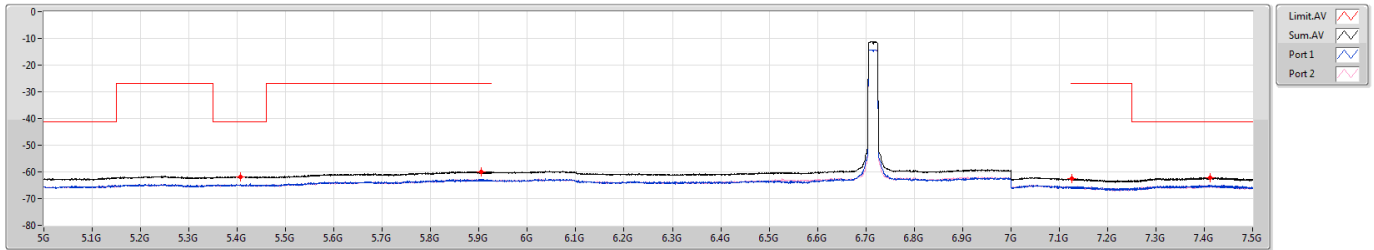
6715MHz



6.525-6.875GHz_802.11ax HEW20_Nss1,(MCS0)_2TX

CSE Bandedge [AV]

6715MHz

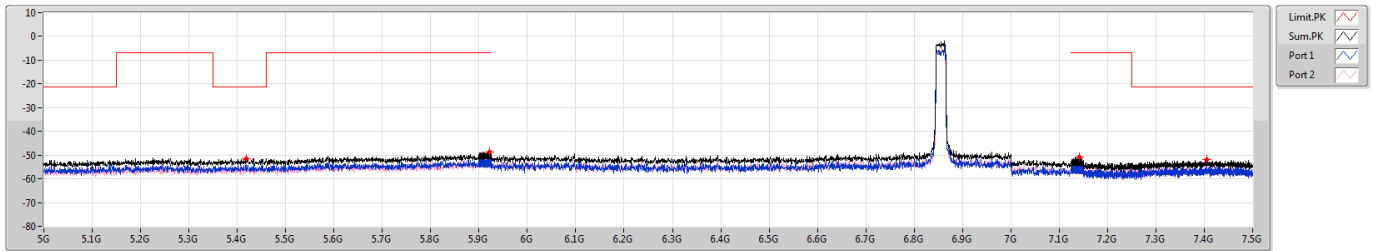




6.525-6.875GHz_802.11ax HEW20_Nss1,(MCS0)_2TX

CSE Bandedge [PK]

6855MHz

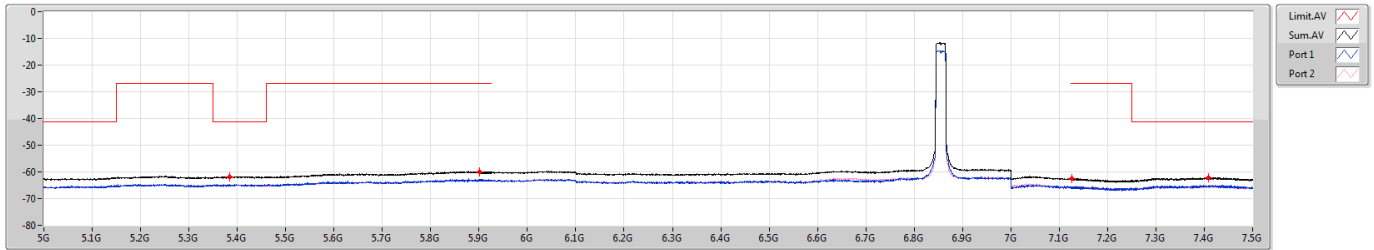


F-Start(Hz)	F-Stop(Hz)	RBW(Hz)	Type	Freq(Hz)	Psum(dBm)	P1(dBm)	P2(dBm)
5G	5.9G	1M	PK	5.4194G	-51.39	-53.85	-55.02
5.9G	5.925G	1M	PK	5.92231G	-48.56	-51.50	-51.65
7.125G	7.15G	1M	PK	7.14169G	-50.85	-52.45	-55.95
7.15G	7.5G	1M	PK	7.40463G	-51.79	-54.06	-55.69

6.525-6.875GHz_802.11ax HEW20_Nss1,(MCS0)_2TX

CSE Bandedge [AV]

6855MHz



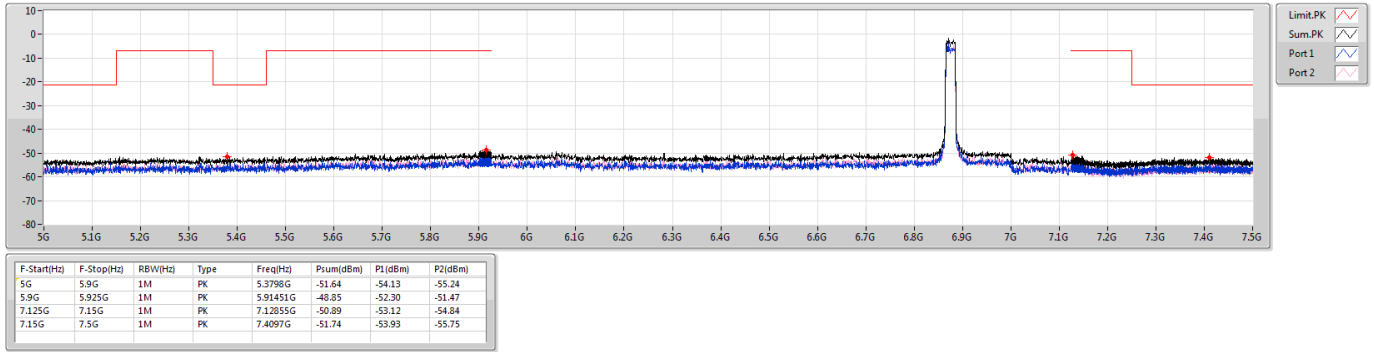
F-Start(Hz)	F-Stop(Hz)	RBW(Hz)	Type	Freq(Hz)	Psum(dBm)	P1(dBm)	P2(dBm)
5G	5.9G	1M	AV	5.38475G	-61.76	-64.64	-64.91
5.9G	5.925G	1M	AV	5.90161G	-59.92	-62.93	-62.93
7.125G	7.15G	1M	AV	7.12581G	-62.48	-65.49	-65.49
7.15G	7.5G	1M	AV	7.40813G	-62.14	-65.26	-65.04



6.525-6.875GHz_802.11ax HEW20_Nss1,(MCS0)_2TX

CSE Bandedge [PK]

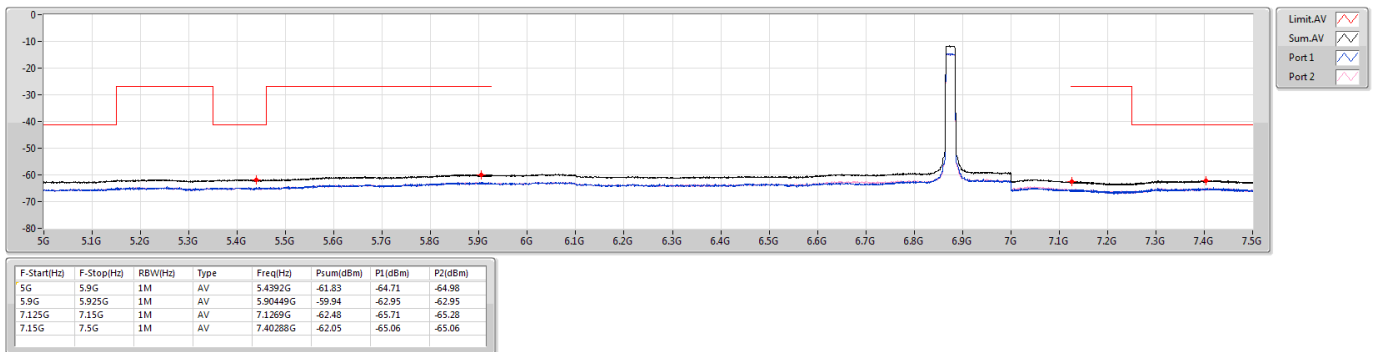
6875MHz Straddle 6.525-6.875GHz



6.525-6.875GHz_802.11ax HEW20_Nss1,(MCS0)_2TX

CSE Bandedge [AV]

6875MHz Straddle 6.525-6.875GHz

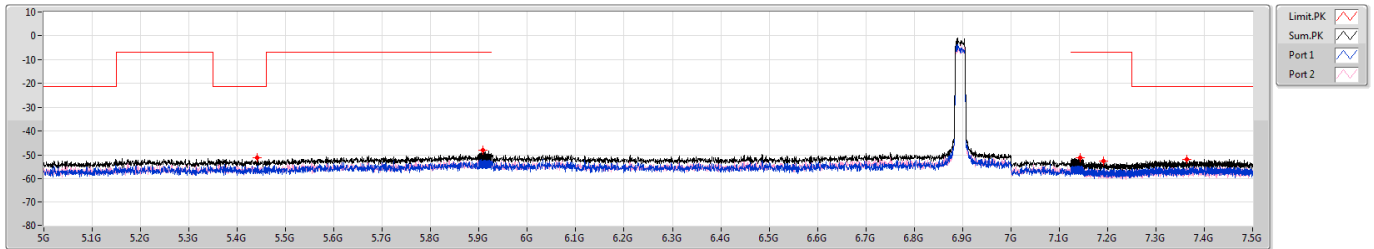




6.875-7.125GHz_802.11ax HEW20_Nss1,(MCS0)_2TX

CSE Bandedge [PK]

6895MHz

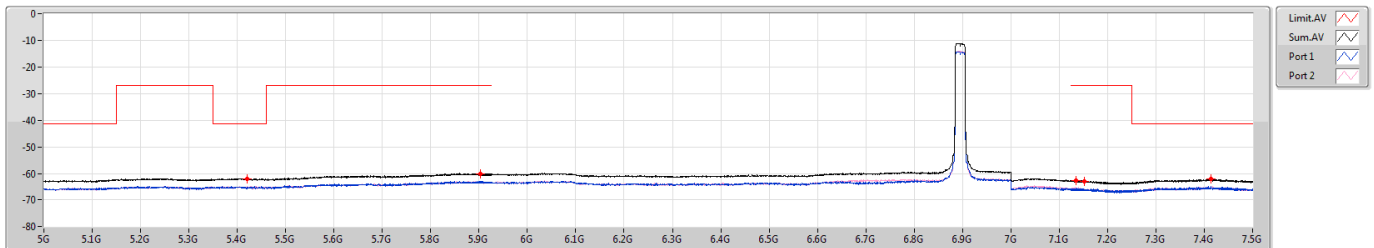


F-Start(Hz)	F-Stop(Hz)	RBW(Hz)	Type	Freq(Hz)	Psum(dBm)	P1(dBm)	P2(dBm)
5G	5.9G	1M	PK	5.441G	-51.23	-53.64	-54.94
5.9G	5.925G	1M	PK	5.90841G	-48.11	-50.69	-51.59
7.125G	7.15G	1M	PK	7.14281G	-51.20	-55.26	-53.36
7.15G	7.5G	1M	PK	7.19148G	-52.55	-56.57	-54.74
7.15G	7.5G	1M	PK	7.3635G	-51.78	-54.70	-54.88

6.875-7.125GHz_802.11ax HEW20_Nss1,(MCS0)_2TX

CSE Bandedge [AV]

6895MHz

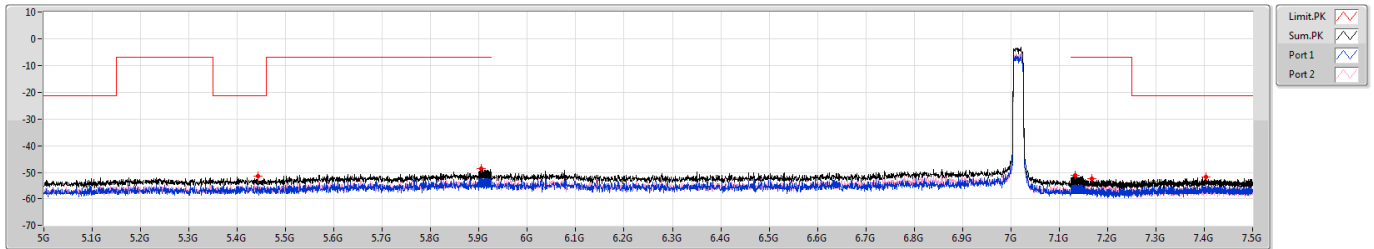


F-Start(Hz)	F-Stop(Hz)	RBW(Hz)	Type	Freq(Hz)	Psum(dBm)	P1(dBm)	P2(dBm)
5G	5.9G	1M	AV	5.4212G	-61.74	-64.89	-64.62
5.9G	5.925G	1M	AV	5.90264G	-59.93	-62.94	-62.94
7.125G	7.15G	1M	AV	7.13596G	-62.40	-65.52	-65.30
7.15G	7.5G	1M	AV	7.15175G	-62.67	-65.79	-65.57
7.15G	7.5G	1M	AV	7.41303G	-62.01	-64.82	-65.24

6.875-7.125GHz_802.11ax_HEW20_Nss1,(MCS0)_2TX

CSE Bandedge [PK]

7015MHz

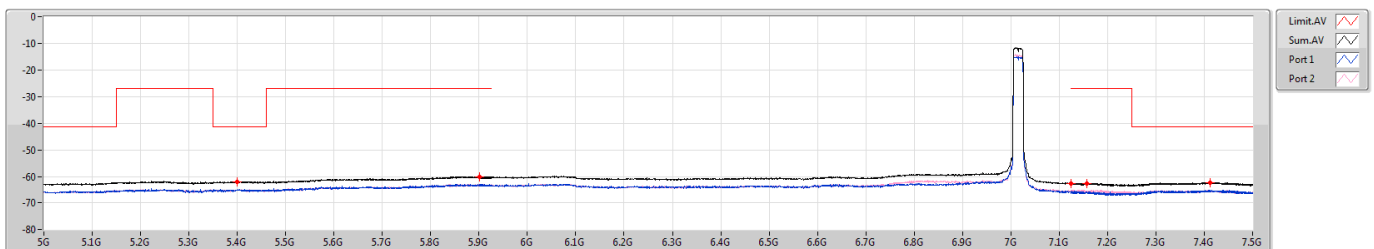


F-Start(Hz)	F-Stop(Hz)	RBW(Hz)	Type	Freq(Hz)	Psum(dBm)	P1(dBm)	P2(dBm)
5G	5.9G	1M	PK	5.44235G	-51.22	-53.88	-54.61
5.9G	5.925G	1M	PK	5.90369G	-48.41	-52.33	-50.87
7.125G	7.15G	1M	PK	7.13323G	-53.06	-53.19	-55.18
7.15G	7.5G	1M	PK	7.16663G	-52.30	-57.30	-53.95
7.15G	7.5G	1M	PK	7.40358G	-51.53	-54.94	-54.18

6.875-7.125GHz_802.11ax_HEW20_Nss1,(MCS0)_2TX

CSE Bandedge [AV]

7015MHz

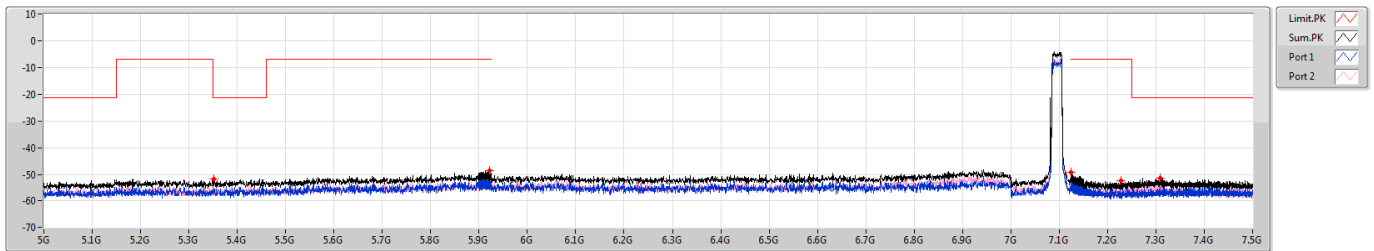


F-Start(Hz)	F-Stop(Hz)	RBW(Hz)	Type	Freq(Hz)	Psum(dBm)	P1(dBm)	P2(dBm)
5G	5.9G	1M	AV	5.39915G	-61.85	-64.86	-64.86
5.9G	5.925G	1M	AV	5.90156G	-59.92	-62.67	-63.21
7.125G	7.15G	1M	AV	7.12580G	-62.36	-65.71	-65.06
7.15G	7.5G	1M	AV	7.15735G	-62.41	-65.64	-65.21
7.15G	7.5G	1M	AV	7.41233G	-62.12	-65.24	-65.03

6.875-7.125GHz_802.11ax HEW20_Nss1,(MCS0)_2TX

CSE Bandedge [PK]

7095MHz

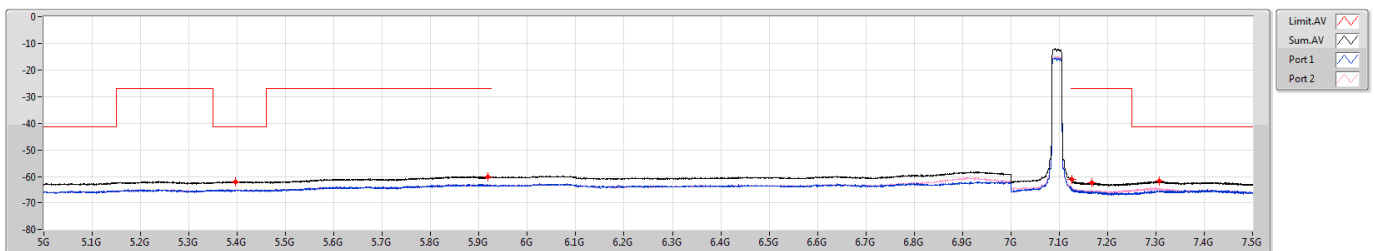


F-Start(Hz)	F-Stop(Hz)	RBW(Hz)	Type	Freq(Hz)	Psum(dBm)	P1(dBm)	P2(dBm)
5G	5.9G	1M	PK	5.351G	-51.42	-55.39	-53.65
5.9G	5.925G	1M	PK	5.9226G	-48.34	-52.33	-50.55
7.125G	7.15G	1M	PK	7.12519G	-49.17	-50.83	-54.16
7.15G	7.5G	1M	PK	7.22805G	-52.15	-57.01	-53.87
7.15G	7.5G	1M	PK	7.30855G	-51.33	-54.65	-54.06

6.875-7.125GHz_802.11ax HEW20_Nss1,(MCS0)_2TX

CSE Bandedge [AV]

7095MHz

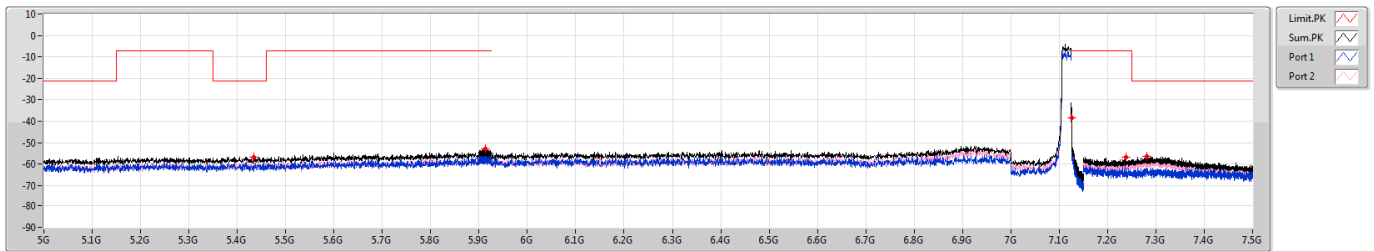


F-Start(Hz)	F-Stop(Hz)	RBW(Hz)	Type	Freq(Hz)	Psum(dBm)	P1(dBm)	P2(dBm)
5G	5.9G	1M	AV	5.39555G	-61.73	-64.88	-64.60
5.9G	5.925G	1M	AV	5.91828G	-59.86	-63.00	-62.74
7.125G	7.15G	1M	AV	7.12543G	-61.07	-64.27	-63.90
7.15G	7.5G	1M	AV	7.16698G	-62.29	-65.74	-64.91
7.15G	7.5G	1M	AV	7.30645G	-61.69	-65.34	-64.15

6.875-7.125GHz_802.11ax HEW20_Nss1,(MCS0)_2TX

CSE Bandedge [PK]

7115MHz

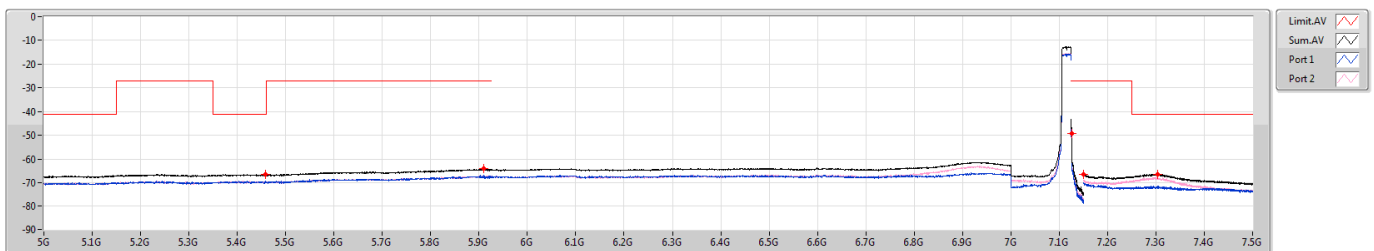


F-Start(Hz)	F-Stop(Hz)	RBW(Hz)	Type	Freq(Hz)	Psum(dBm)	P1(dBm)	P2(dBm)
5G	5.9G	1M	PK	5.4347G	-56.64	-60.58	-58.89
5.9G	5.925G	1M	PK	5.91309G	-53.08	-56.55	-55.87
7.125G	7.15G	100k(BP1M)	PK	7.1255G	-38.33	-42.53	-40.41
7.15G	7.5G	1M	PK	7.23803G	-56.68	-64.03	-57.56
7.15G	7.5G	1M	PK	7.28073G	-56.36	-64.01	-57.18

6.875-7.125GHz_802.11ax HEW20_Nss1,(MCS0)_2TX

CSE Bandedge [AV]

7115MHz



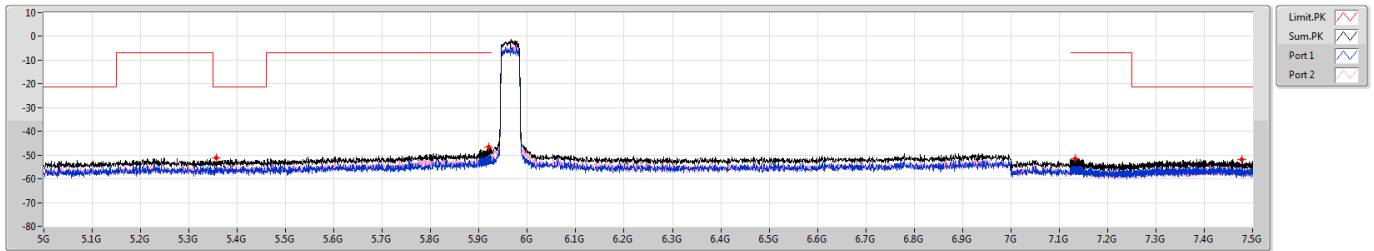
F-Start(Hz)	F-Stop(Hz)	RBW(Hz)	Type	Freq(Hz)	Psum(dBm)	P1(dBm)	P2(dBm)
5G	5.9G	1M	AV	5.4581G	-66.45	-69.19	-69.74
5.9G	5.925G	1M	AV	5.90893G	-64.16	-66.92	-67.44
7.125G	7.15G	100k(BP1M)	AV	7.1255G	-49.36	-51.90	-52.89
7.15G	7.5G	1M	AV	7.1507G	-66.39	-69.81	-69.02
7.15G	7.5G	1M	AV	7.3033G	-66.29	-71.71	-67.76



5.925-6.425GHz_802.11ax HEW40_Nss1,(MCS0)_2TX

CSE Bandedge [PK]

5965MHz

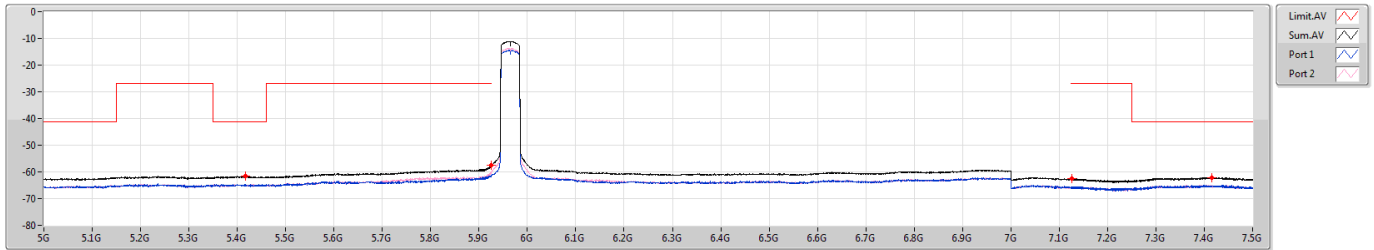


F-Start(Hz)	F-Stop(Hz)	RBW(Hz)	Type	Freq(Hz)	Psum(dBm)	P1(dBm)	P2(dBm)
5G	5.9G	1M	PK	5.3573G	-51.19	-53.40	-55.17
5.9G	5.925G	1M	PK	5.92G	-46.67	-51.42	-48.44
7.125G	7.15G	1M	PK	7.13359G	-51.47	-54.48	-54.48
7.15G	7.5G	1M	PK	7.47813G	-51.79	-53.90	-55.93

5.925-6.425GHz_802.11ax HEW40_Nss1,(MCS0)_2TX

CSE Bandedge [AV]

5965MHz



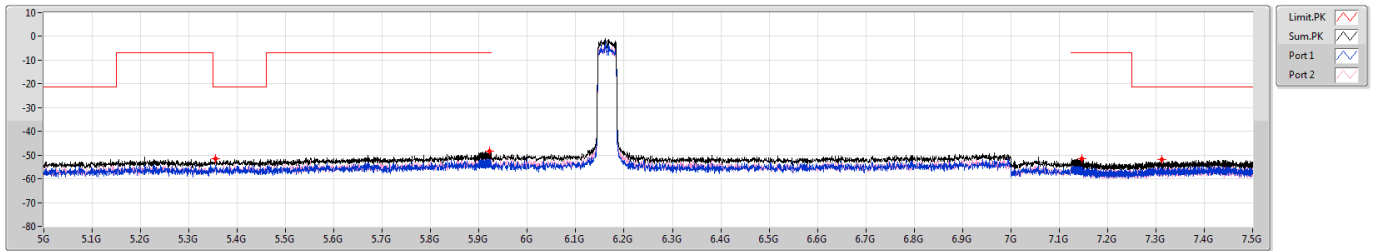
F-Start(Hz)	F-Stop(Hz)	RBW(Hz)	Type	Freq(Hz)	Psum(dBm)	P1(dBm)	P2(dBm)
5G	5.9G	1M	AV	5.41715G	-61.60	-64.61	-64.61
5.9G	5.925G	1M	AV	5.92485G	-57.62	-61.54	-59.88
7.125G	7.15G	1M	AV	7.12599G	-62.59	-65.49	-65.71
7.15G	7.5G	1M	AV	7.41583G	-62.11	-65.23	-65.02



5.925-6.425GHz_802.11ax HEW40_Nss1,(MCS0)_2TX

CSE Bandedge [PK]

6165MHz

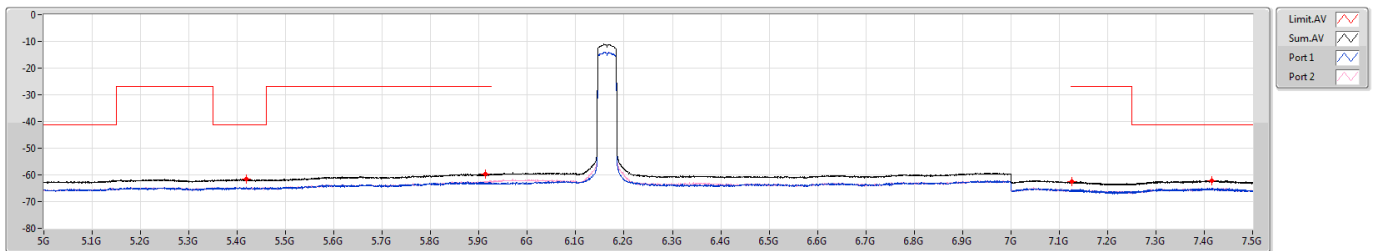


F-Start(Hz)	F-Stop(Hz)	RBW(Hz)	Type	Freq(Hz)	Psum(dBm)	P1(dBm)	P2(dBm)
5G	5.9G	1M	PK	5.3555G	-51.68	-54.25	-55.18
5.9G	5.925G	1M	PK	5.92256G	-48.35	-51.65	-51.08
7.125G	7.15G	1M	PK	7.14638G	-51.65	-54.27	-55.08
7.15G	7.5G	1M	PK	7.31258G	-52.05	-55.29	-54.84

5.925-6.425GHz_802.11ax HEW40_Nss1,(MCS0)_2TX

CSE Bandedge [AV]

6165MHz



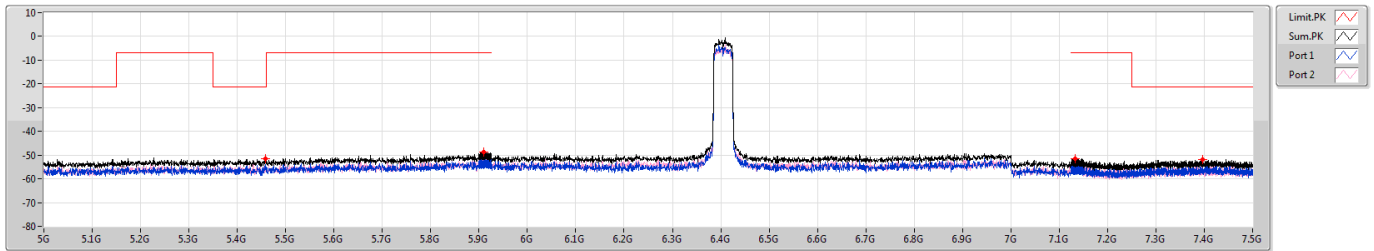
F-Start(Hz)	F-Stop(Hz)	RBW(Hz)	Type	Freq(Hz)	Psum(dBm)	P1(dBm)	P2(dBm)
5G	5.9G	1M	AV	5.41805G	-61.60	-64.89	-64.35
5.9G	5.925G	1M	AV	5.91259G	-59.70	-62.98	-62.45
7.125G	7.15G	1M	AV	7.12619G	-62.47	-65.71	-65.27
7.15G	7.5G	1M	AV	7.41548G	-62.11	-65.02	-65.23



5.925-6.425GHz_802.11ax HEW40_Nss1,(MCS0)_2TX

CSE Bandedge [PK]

6405MHz

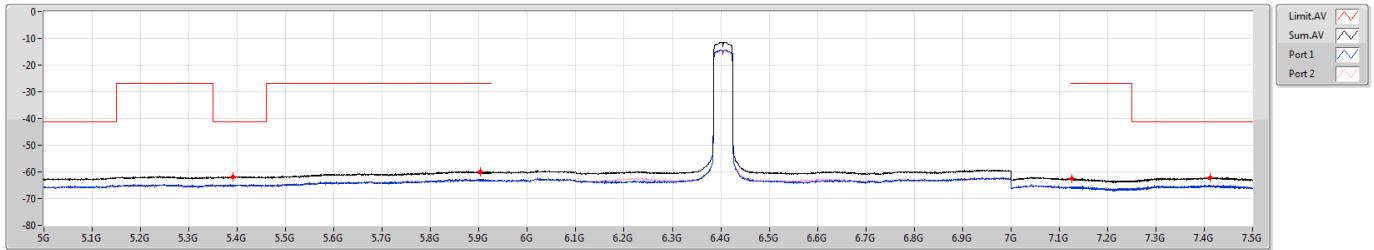


F-Start(Hz)	F-Stop(Hz)	RBW(Hz)	Type	Freq(Hz)	Psum(dBm)	P1(dBm)	P2(dBm)
5G	5.9G	1M	PK	5.45765G	-51.64	-54.13	-55.24
5.9G	5.925G	1M	PK	5.90916G	-48.87	-53.64	-50.63
7.125G	7.15G	1M	PK	7.13385G	-51.55	-53.56	-55.86
7.15G	7.5G	1M	PK	7.39745G	-51.80	-54.97	-54.65

5.925-6.425GHz_802.11ax HEW40_Nss1,(MCS0)_2TX

CSE Bandedge [AV]

6405MHz



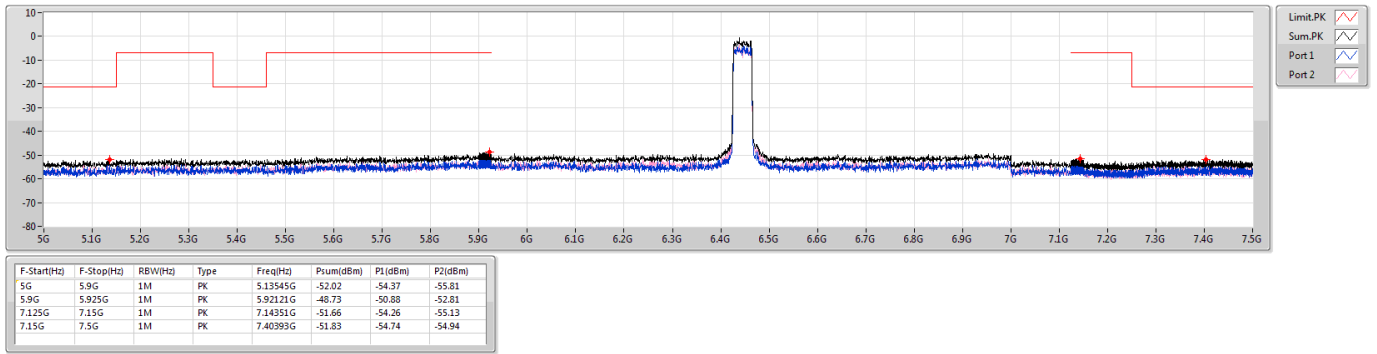
F-Start(Hz)	F-Stop(Hz)	RBW(Hz)	Type	Freq(Hz)	Psum(dBm)	P1(dBm)	P2(dBm)
5G	5.9G	1M	AV	5.39195G	-61.74	-64.89	-64.62
5.9G	5.925G	1M	AV	5.90203G	-59.93	-62.94	-62.94
7.125G	7.15G	1M	AV	7.12539G	-62.59	-65.49	-65.71
7.15G	7.5G	1M	AV	7.41233G	-62.12	-65.24	-65.03



6.425-6.525GHz_802.11ax HEW40_Nss1,(MCS0)_2TX

CSE Bandedge [PK]

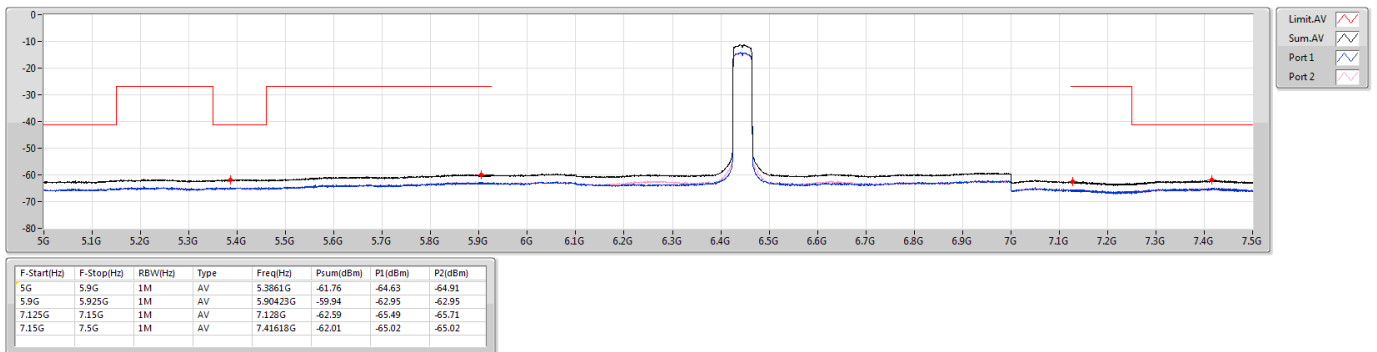
6445MHz



6.425-6.525GHz_802.11ax HEW40_Nss1,(MCS0)_2TX

CSE Bandedge [AV]

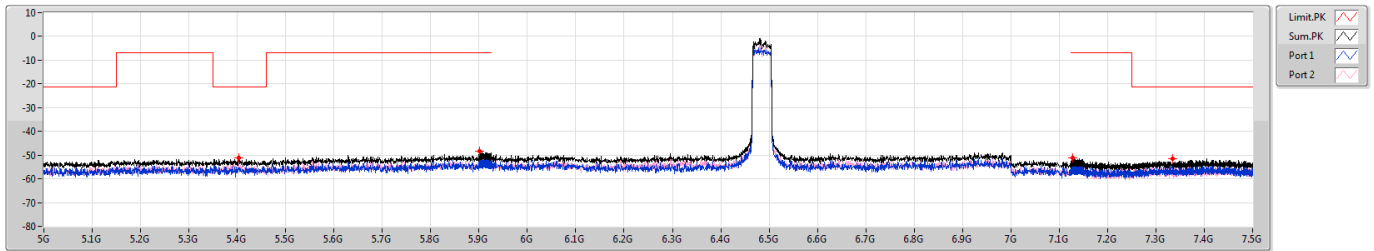
6445MHz



6.425-6.525GHz_802.11ax HEW40_Nss1,(MCS0)_2TX

CSE Bandedge [PK]

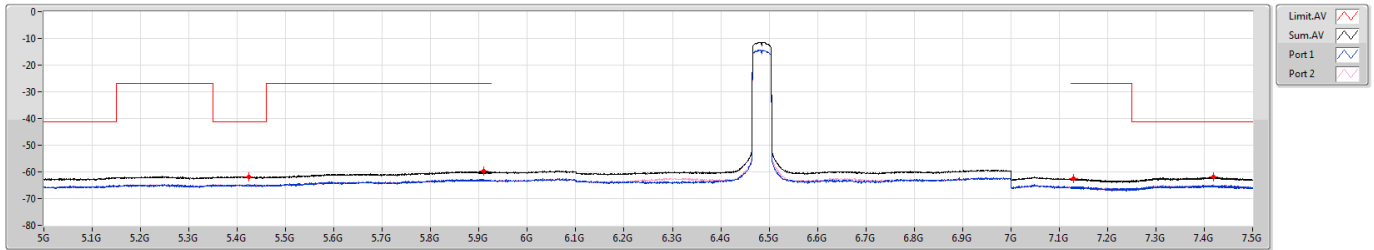
6485MHz



6.425-6.525GHz_802.11ax HEW40_Nss1,(MCS0)_2TX

CSE Bandedge [AV]

6485MHz

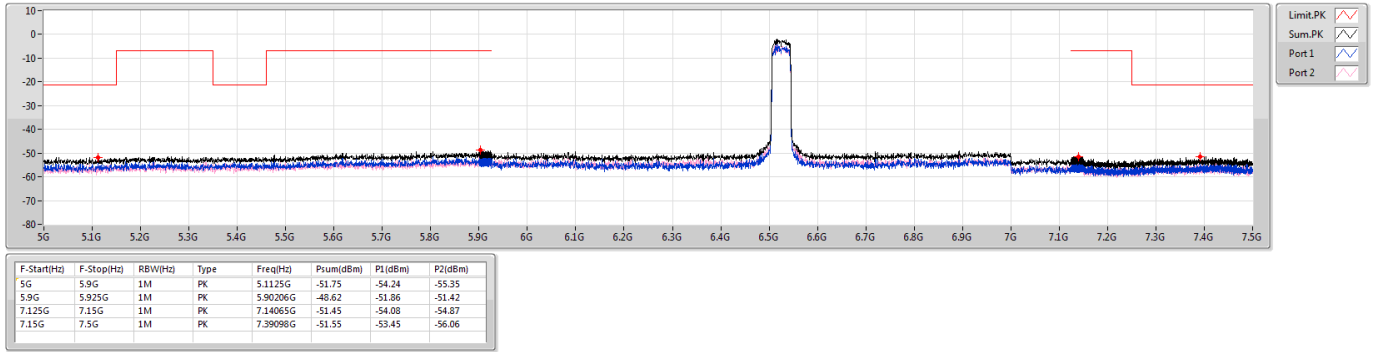




6.425-6.525GHz_802.11ax HEW40_Nss1,(MCS0)_2TX

CSE Bandedge [PK]

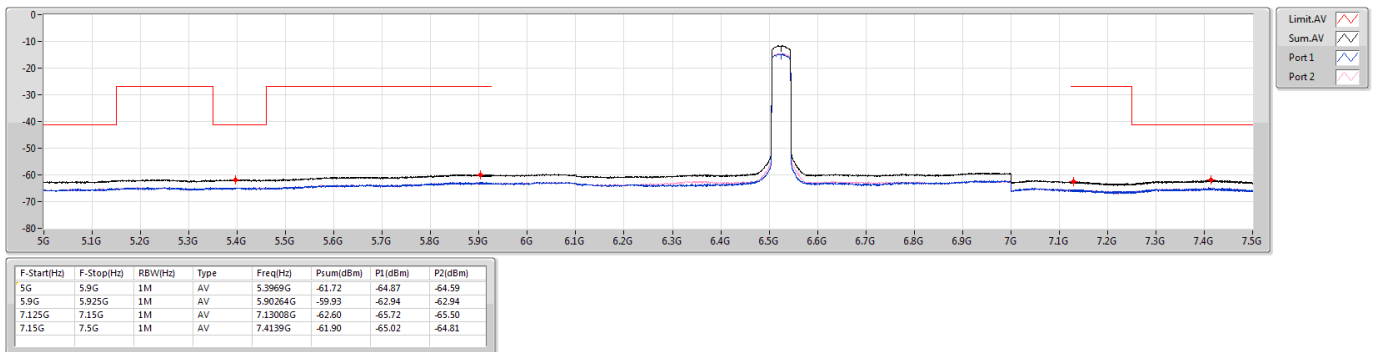
6525MHz Straddle 6.425-6.525GHz



6.425-6.525GHz_802.11ax HEW40_Nss1,(MCS0)_2TX

CSE Bandedge [AV]

6525MHz Straddle 6.425-6.525GHz

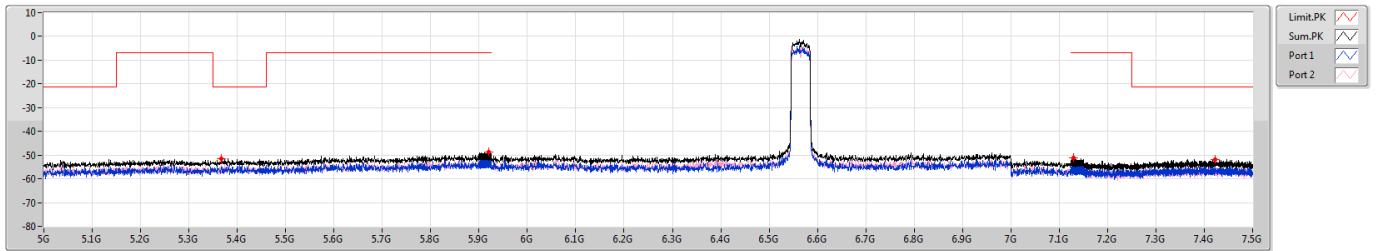




6.525-6.875GHz_802.11ax HEW40_Nss1,(MCS0)_2TX

CSE Bandedge [PK]

6565MHz

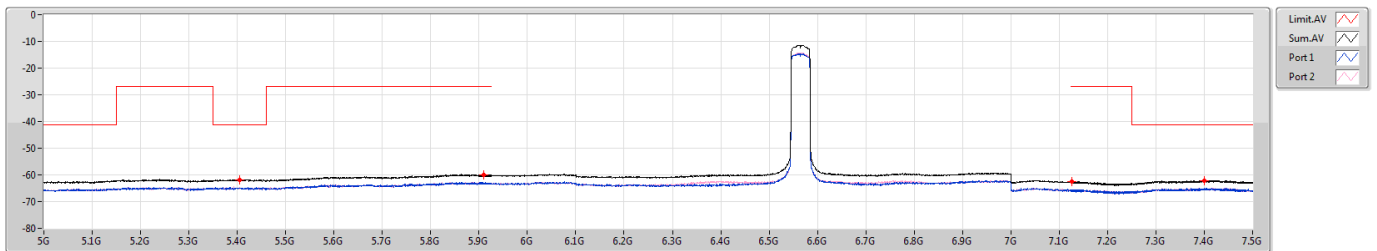


F-Start(Hz)	F-Stop(Hz)	RBW(Hz)	Type	Freq(Hz)	Psum(dBm)	P1(dBm)	P2(dBm)
5G	5.9G	1M	PK	5.36765G	-51.66	-55.21	-54.19
5.9G	5.925G	1M	PK	5.92038G	-48.74	-50.74	-53.06
7.125G	7.15G	1M	PK	7.12876G	-51.10	-54.05	-54.17
7.15G	7.5G	1M	PK	7.42283G	-51.77	-57.03	-53.31

6.525-6.875GHz_802.11ax HEW40_Nss1,(MCS0)_2TX

CSE Bandedge [AV]

6565MHz



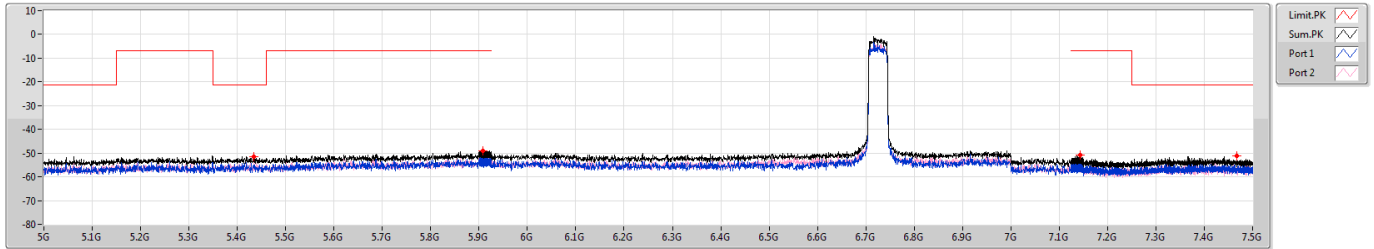
F-Start(Hz)	F-Stop(Hz)	RBW(Hz)	Type	Freq(Hz)	Psum(dBm)	P1(dBm)	P2(dBm)
5G	5.9G	1M	AV	5.40455G	-61.72	-64.87	-64.59
5.9G	5.925G	1M	AV	5.90959G	-59.96	-62.97	-62.97
7.125G	7.15G	1M	AV	7.1263G	-62.48	-65.49	-65.49
7.15G	7.5G	1M	AV	7.39938G	-62.06	-65.29	-64.87



6.525-6.875GHz_802.11ax HEW40_Nss1,(MCS0)_2TX

CSE Bandedge [PK]

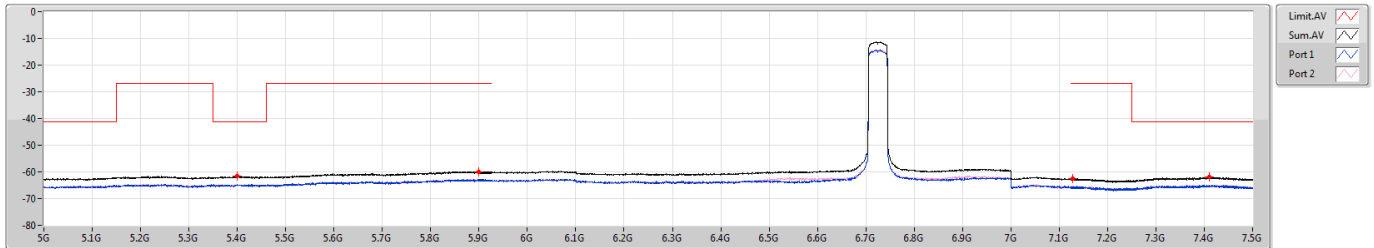
6725MHz



6.525-6.875GHz_802.11ax HEW40_Nss1,(MCS0)_2TX

CSE Bandedge [AV]

6725MHz

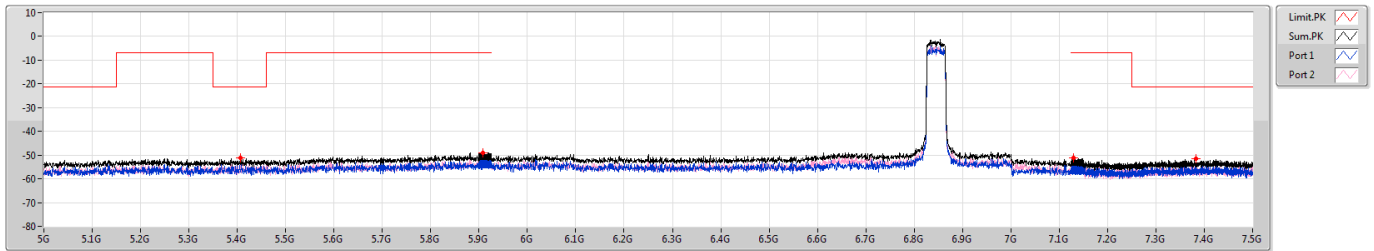




6.525-6.875GHz_802.11ax HEW40_Nss1,(MCS0)_2TX

CSE Bandedge [PK]

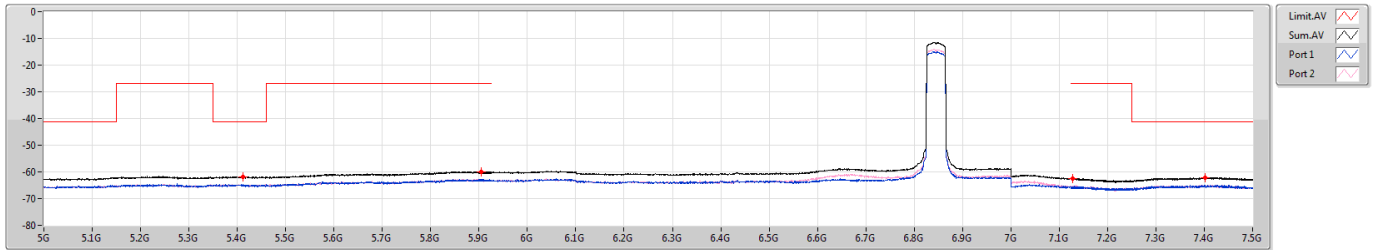
6845MHz



6.525-6.875GHz_802.11ax HEW40_Nss1,(MCS0)_2TX

CSE Bandedge [AV]

6845MHz

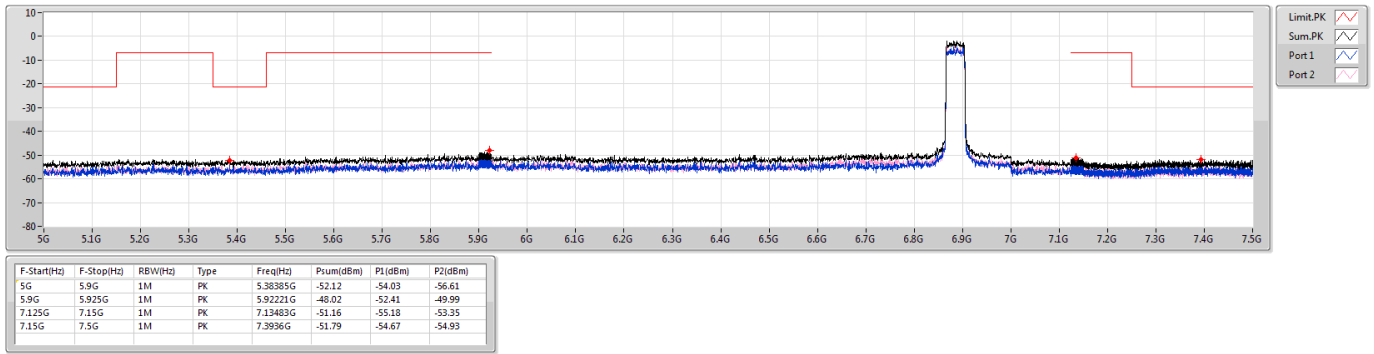




6.525-6.875GHz_802.11ax HEW40_Nss1,(MCS0)_2TX

CSE Bandedge [PK]

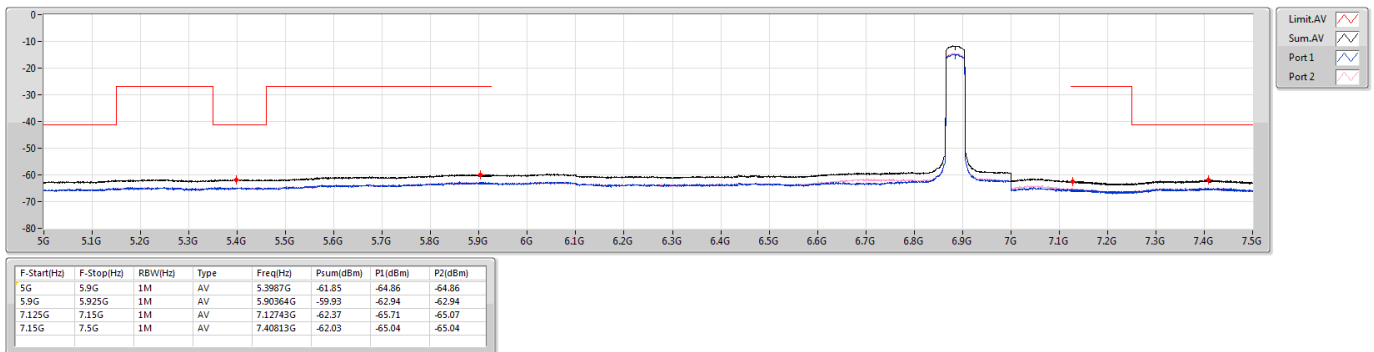
6885MHz Straddle 6.525-6.875GHz



6.525-6.875GHz_802.11ax HEW40_Nss1,(MCS0)_2TX

CSE Bandedge [AV]

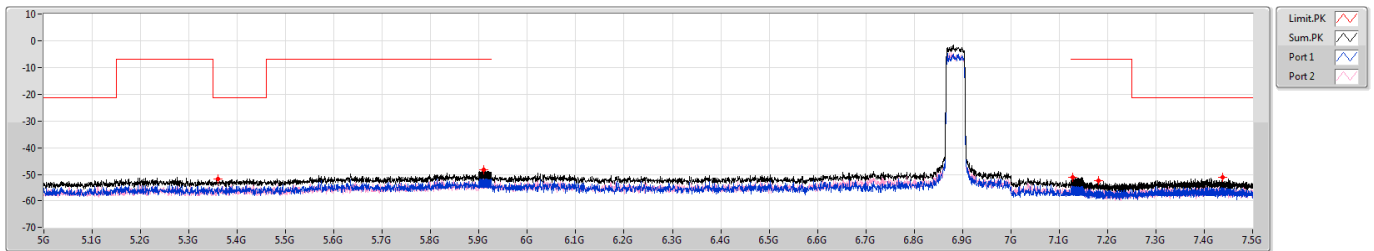
6885MHz Straddle 6.525-6.875GHz



6.875-7.125GHz_802.11ax_HEW40_Nss1,(MCS0)_2TX

CSE Bandedge [PK]

6925MHz

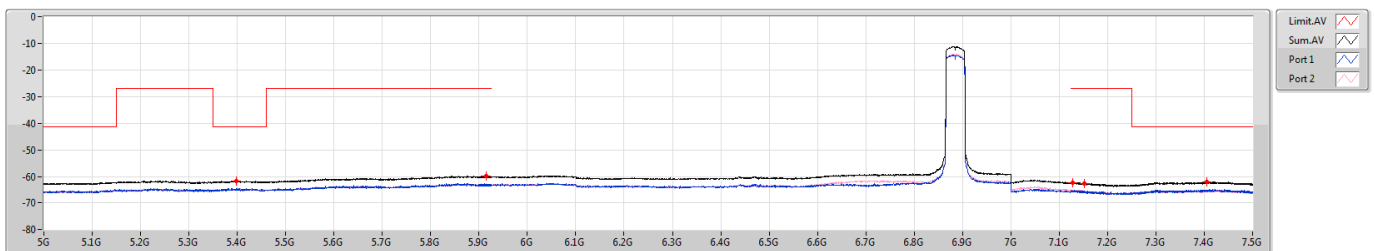


F-Start(Hz)	F-Stop(Hz)	RBW(Hz)	Type	Freq(Hz)	Psum(dBm)	P1(dBm)	P2(dBm)
5G	5.9G	1M	PK	5.36045G	-51.49	-55.09	-53.99
5.9G	5.925G	1M	PK	5.90944G	-48.22	-53.13	-49.91
7.125G	7.15G	1M	PK	7.12840G	-50.90	-52.82	-55.37
7.15G	7.5G	1M	PK	7.1815G	-52.27	-55.12	-55.44
7.15G	7.5G	1M	PK	7.43858G	-50.95	-53.39	-54.62

6.875-7.125GHz_802.11ax_HEW40_Nss1,(MCS0)_2TX

CSE Bandedge [AV]

6925MHz

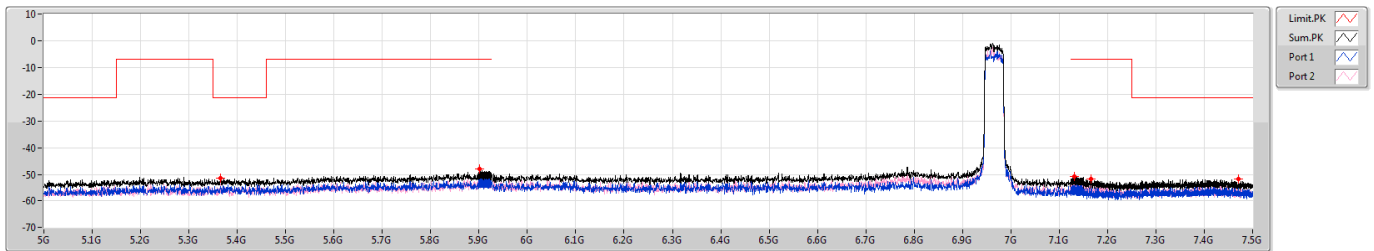


F-Start(Hz)	F-Stop(Hz)	RBW(Hz)	Type	Freq(Hz)	Psum(dBm)	P1(dBm)	P2(dBm)
5G	5.9G	1M	AV	5.3987G	-61.56	-64.44	-64.71
5.9G	5.925G	1M	AV	5.91566G	-59.70	-62.84	-62.58
7.125G	7.15G	1M	AV	7.12726G	-62.07	-65.30	-64.87
7.15G	7.5G	1M	AV	7.15245G	-62.37	-65.17	-65.61
7.15G	7.5G	1M	AV	7.4055G	-61.95	-65.07	-64.86

6.875-7.125GHz_802.11ax_HEW40_Nss1,(MCS0)_2TX

CSE Bandedge [PK]

7005MHz

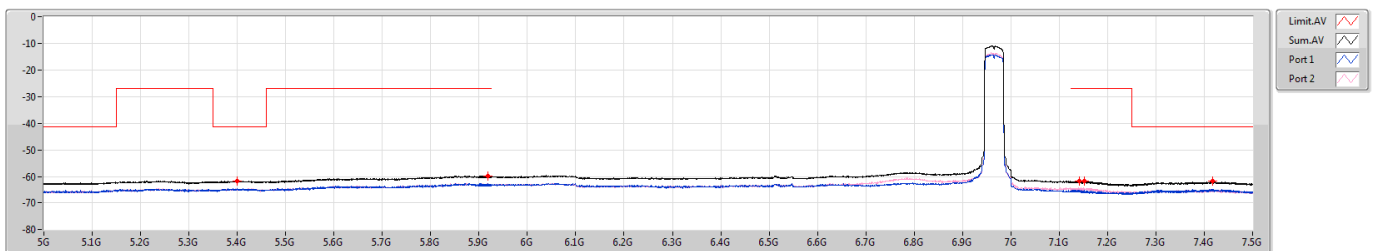


F-Start(Hz)	F-Stop(Hz)	RBW(Hz)	Type	Freq(Hz)	Psum(dBm)	P1(dBm)	P2(dBm)
5G	5.9G	1M	PK	5.3654G	-51.26	-55.08	-53.58
5.9G	5.925G	1M	PK	5.90084G	-47.83	-51.05	-50.64
7.125G	7.15G	1M	PK	7.13149G	-50.66	-54.78	-52.78
7.15G	7.5G	1M	PK	7.16505G	-51.67	-56.38	-53.46
7.15G	7.5G	1M	PK	7.47043G	-51.69	-56.29	-53.54

6.875-7.125GHz_802.11ax_HEW40_Nss1,(MCS0)_2TX

CSE Bandedge [AV]

7005MHz

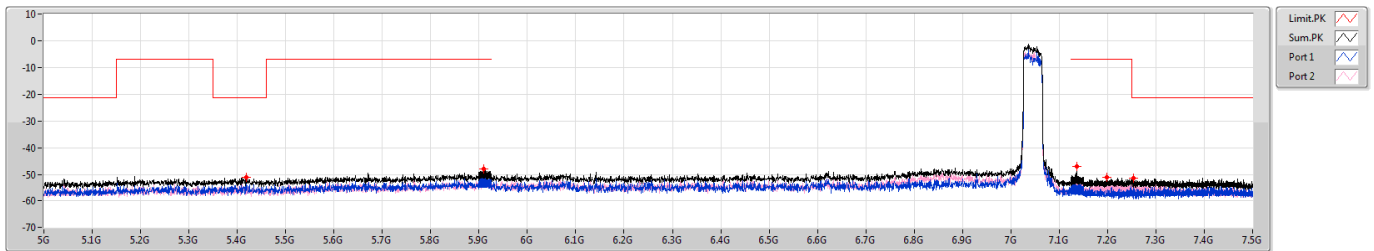


F-Start(Hz)	F-Stop(Hz)	RBW(Hz)	Type	Freq(Hz)	Psum(dBm)	P1(dBm)	P2(dBm)
5G	5.9G	1M	AV	5.4005G	-61.56	-64.43	-64.71
5.9G	5.925G	1M	AV	5.91853G	-59.71	-62.85	-62.59
7.125G	7.15G	1M	AV	7.14086G	-61.69	-65.12	-64.31
7.15G	7.5G	1M	AV	7.15158G	-61.63	-64.95	-64.35
7.15G	7.5G	1M	AV	7.4181G	-61.70	-64.82	-64.61

6.875-7.125GHz_802.11ax HEW40_Nss1,(MCS0)_2TX

CSE Bandedge [PK]

7085MHz

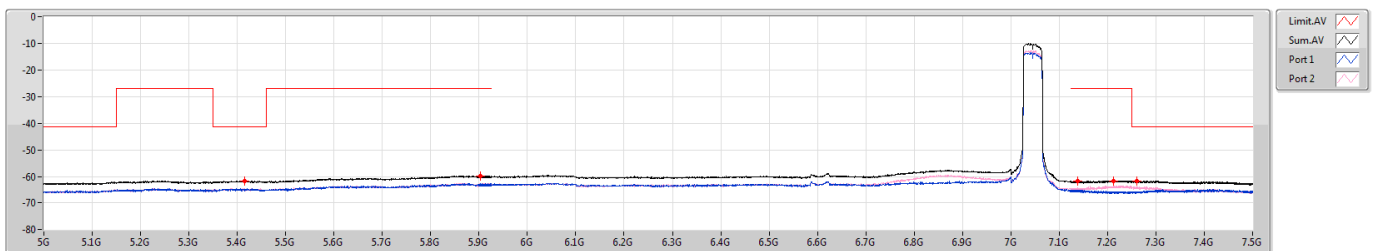


F-Start(Hz)	F-Stop(Hz)	RBW(Hz)	Type	Freq(Hz)	Psum(dBm)	P1(dBm)	P2(dBm)
5G	5.9G	1M	PK	5.41805G	-51.01	-53.02	-55.33
5.9G	5.925G	1M	PK	5.90889G	-47.87	-51.74	-50.16
7.125G	7.15G	1M	PK	7.13621G	-46.98	-55.89	-47.58
7.15G	7.5G	1M	PK	7.19813G	-50.98	-56.91	-52.26
7.15G	7.5G	1M	PK	7.2529G	-51.12	-55.22	-53.26

6.875-7.125GHz_802.11ax HEW40_Nss1,(MCS0)_2TX

CSE Bandedge [AV]

7085MHz



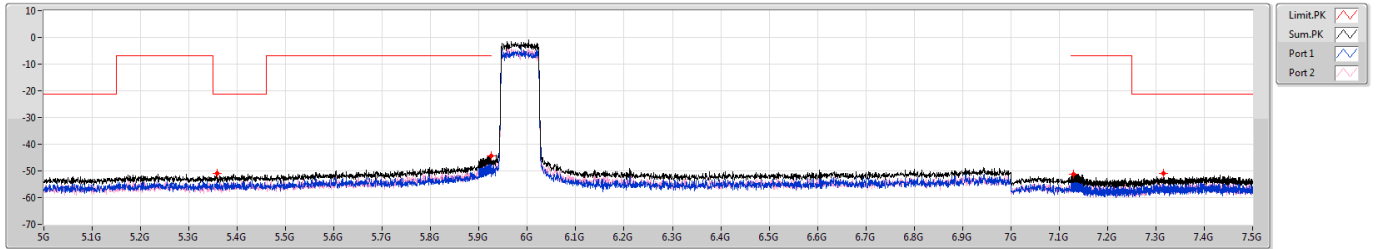
F-Start(Hz)	F-Stop(Hz)	RBW(Hz)	Type	Freq(Hz)	Psum(dBm)	P1(dBm)	P2(dBm)
5G	5.9G	1M	AV	5.4149G	-61.58	-64.73	-64.46
5.9G	5.925G	1M	AV	5.90245G	-59.64	-62.79	-62.52
7.125G	7.15G	1M	AV	7.13815G	-61.66	-65.32	-64.11
7.15G	7.5G	1M	AV	7.21195G	-61.42	-65.93	-63.32
7.15G	7.5G	1M	AV	7.2606G	-61.57	-65.63	-63.74



5.925-6.425GHz_802.11ax HEW80_Nss1,(MCS0)_2TX

CSE Bandedge [PK]

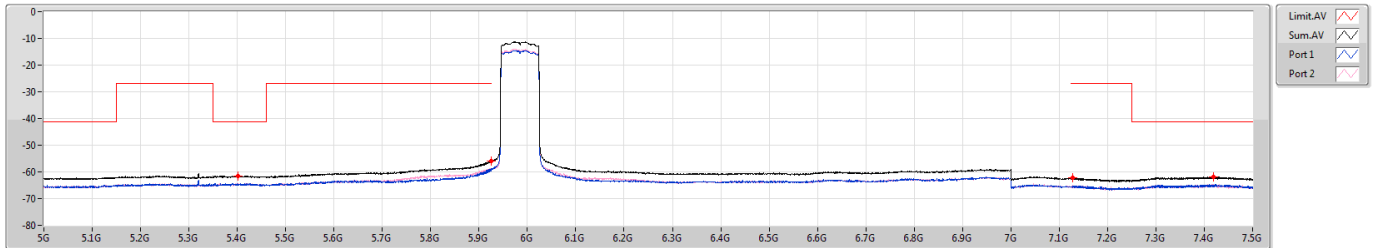
5985MHz



5.925-6.425GHz_802.11ax HEW80_Nss1,(MCS0)_2TX

CSE Bandedge [AV]

5985MHz

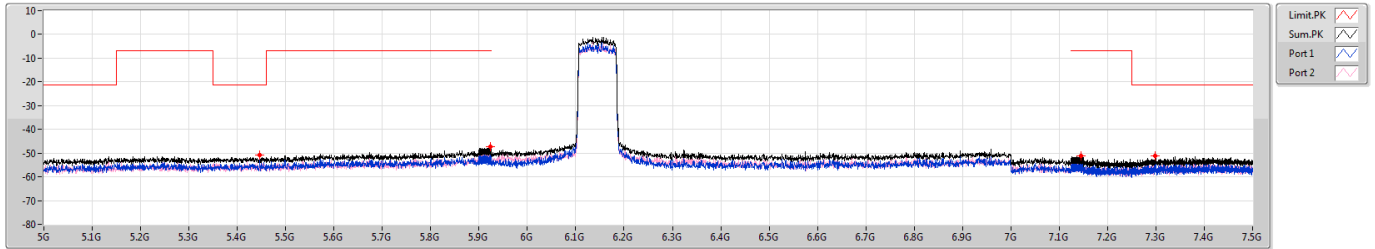




5.925-6.425GHz_802.11ax HEW80_Nss1,(MCS0)_2TX

CSE Bandedge [PK]

6145MHz

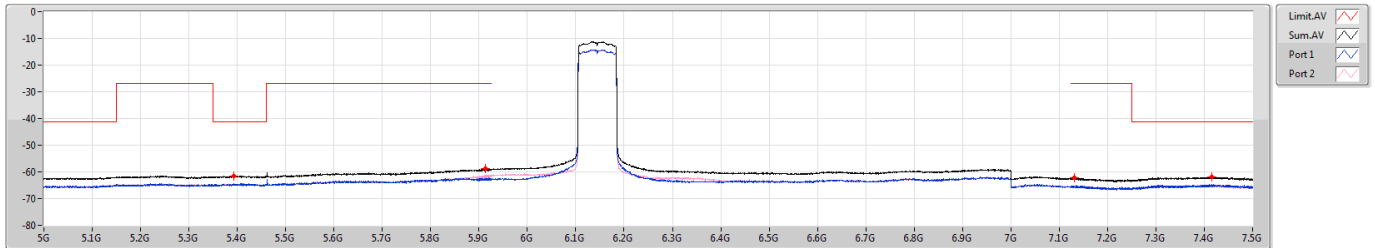


F-Start(Hz)	F-Stop(Hz)	RBW(Hz)	Type	Freq(Hz)	Psum(dBm)	P1(dBm)	P2(dBm)
5G	5.9G	1M	PK	5.4464G	-50.82	-52.80	-55.18
5.9G	5.925G	1M	PK	5.92271G	-47.45	-53.74	-48.61
7.125G	7.15G	1M	PK	7.14448G	-51.19	-55.27	-53.34
7.15G	7.5G	1M	PK	7.29788G	-51.32	-54.84	-53.87

5.925-6.425GHz_802.11ax HEW80_Nss1,(MCS0)_2TX

CSE Bandedge [AV]

6145MHz



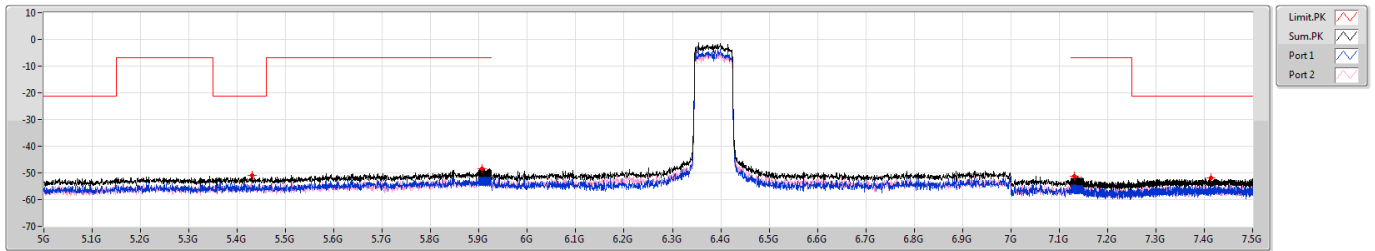
F-Start(Hz)	F-Stop(Hz)	RBW(Hz)	Type	Freq(Hz)	Psum(dBm)	P1(dBm)	P2(dBm)
5G	5.9G	1M	AV	5.3924G	-61.45	-64.46	-64.46
5.9G	5.925G	1M	AV	5.91278G	-58.88	-62.83	-61.11
7.125G	7.15G	1M	AV	7.13055G	-62.30	-65.31	-65.31
7.15G	7.5G	1M	AV	7.41478G	-61.92	-64.83	-65.04



5.925-6.425GHz_802.11ax HEW80_Nss1,(MCS0)_2TX

CSE Bandedge [PK]

6385MHz

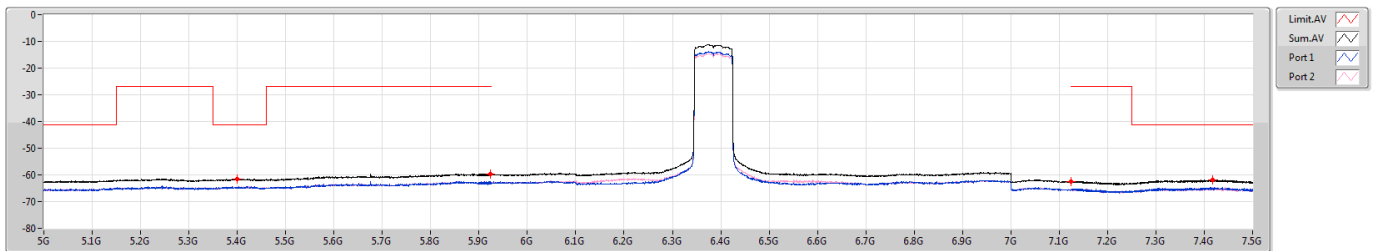


F-Start(Hz)	F-Stop(Hz)	RBW(Hz)	Type	Freq(Hz)	Psum(dBm)	P1(dBm)	P2(dBm)
5G	5.9G	1M	PK	5.4302G	-50.99	-54.56	-53.51
5.9G	5.925G	1M	PK	5.90699G	-48.41	-49.90	-53.77
7.125G	7.15G	1M	PK	7.13148G	-51.12	-54.10	-54.16
7.15G	7.5G	1M	PK	7.41373G	-51.82	-54.39	-55.33

5.925-6.425GHz_802.11ax HEW80_Nss1,(MCS0)_2TX

CSE Bandedge [AV]

6385MHz



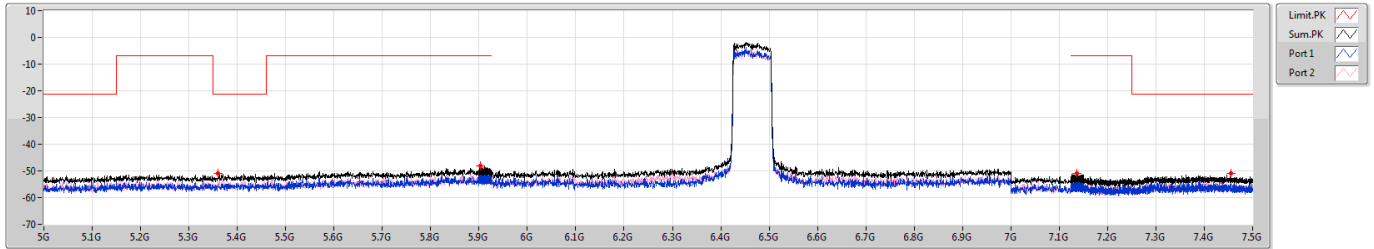
F-Start(Hz)	F-Stop(Hz)	RBW(Hz)	Type	Freq(Hz)	Psum(dBm)	P1(dBm)	P2(dBm)
5G	5.9G	1M	AV	5.39915G	-61.56	-64.71	-64.43
5.9G	5.925G	1M	AV	5.9236G	-59.73	-62.61	-62.88
7.125G	7.15G	1M	AV	7.12515G	-62.39	-65.51	-65.29
7.15G	7.5G	1M	AV	7.41793G	-61.91	-65.03	-64.82



6.425-6.525GHz_802.11ax HEW80_Nss1,(MCS0)_2TX

CSE Bandedge [PK]

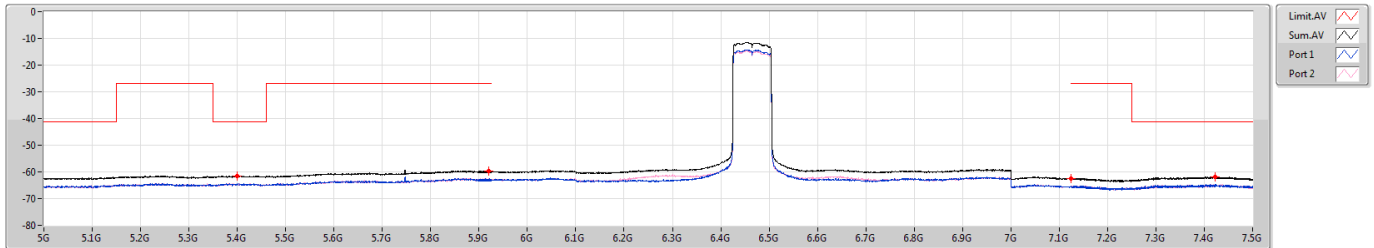
6465MHz



6.425-6.525GHz_802.11ax HEW80_Nss1,(MCS0)_2TX

CSE Bandedge [AV]

6465MHz

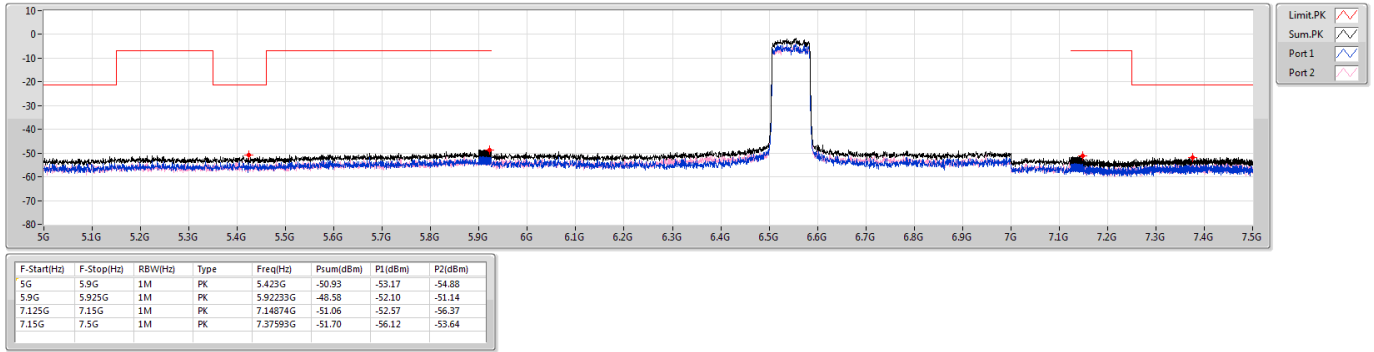




6.425-6.525GHz_802.11ax_HEW80_Nss1,(MCS0)_2TX

CSE Bandedge [PK]

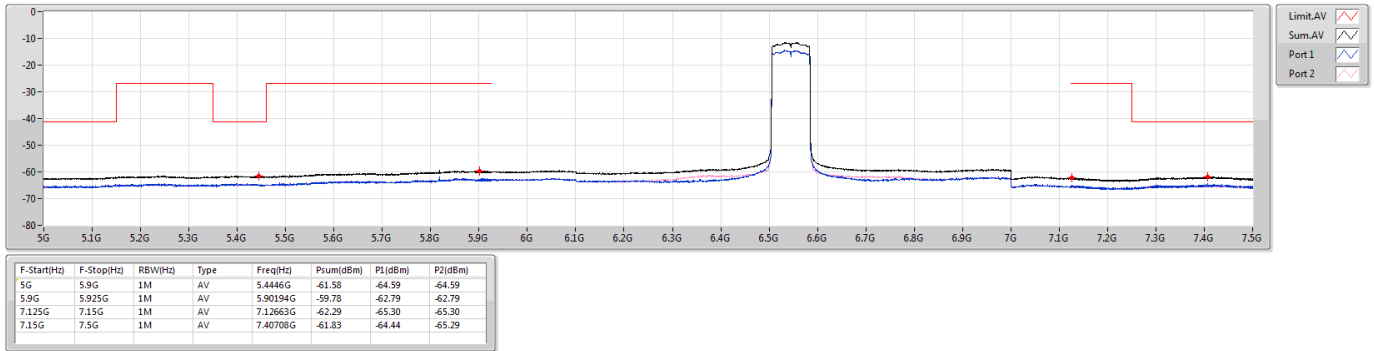
6545MHz Straddle 6.425-6.525GHz



6.425-6.525GHz_802.11ax_HEW80_Nss1,(MCS0)_2TX

CSE Bandedge [AV]

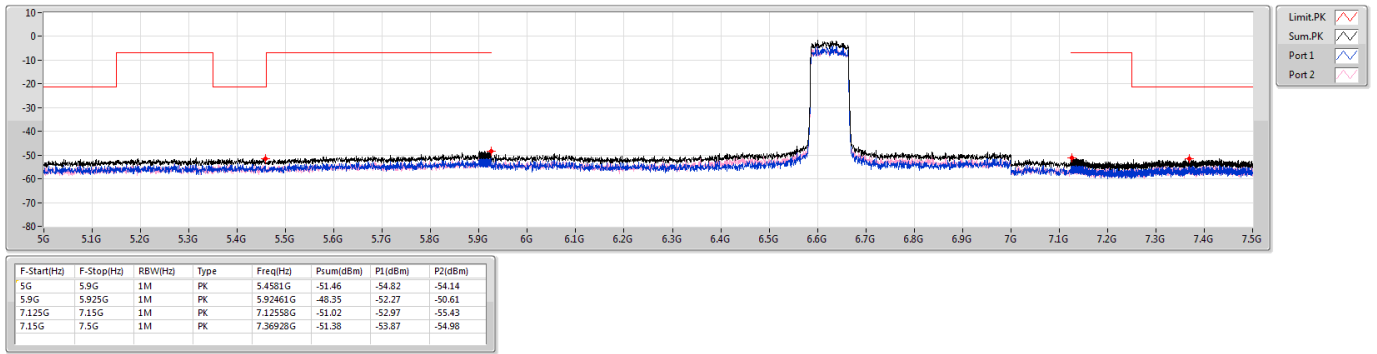
6545MHz Straddle 6.425-6.525GHz



6.525-6.875GHz_802.11ax HEW80_Nss1,(MCS0)_2TX

CSE Bandedge [PK]

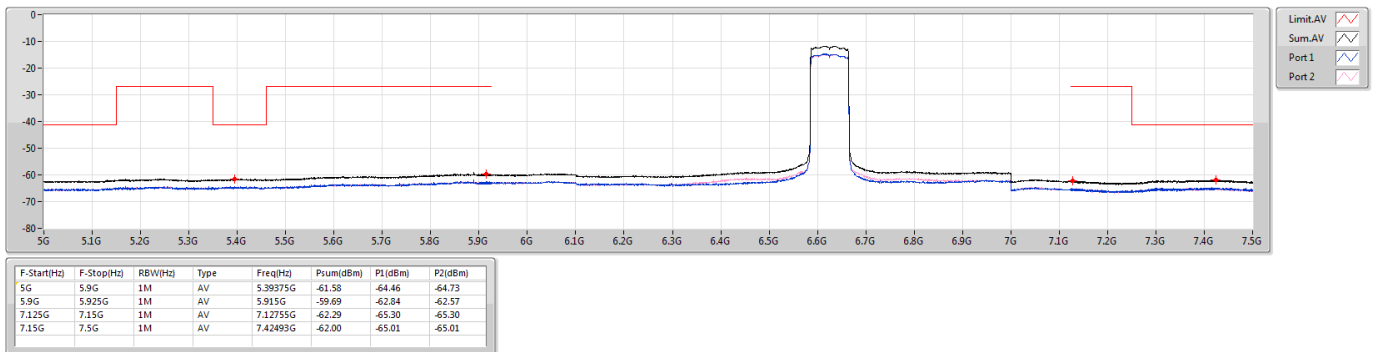
6625MHz



6.525-6.875GHz_802.11ax HEW80_Nss1,(MCS0)_2TX

CSE Bandedge [AV]

6625MHz

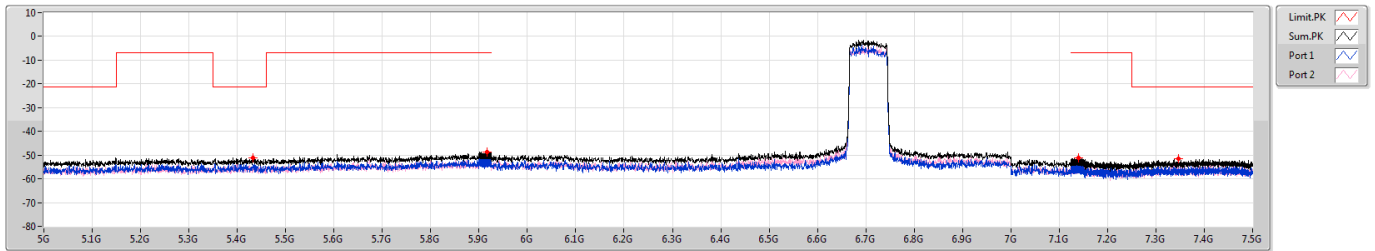




6.525-6.875GHz_802.11ax HEW80_Nss1,(MCS0)_2TX

CSE Bandedge [PK]

6705MHz

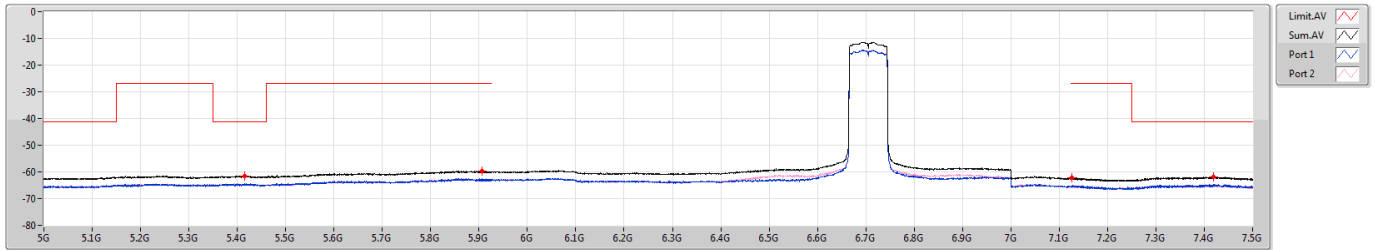


F-Start(Hz)	F-Stop(Hz)	RBW(Hz)	Type	Freq(Hz)	Psum(dBm)	P1(dBm)	P2(dBm)
5G	5.9G	1M	PK	5.432G	-51.02	-53.91	-54.15
5.9G	5.925G	1M	PK	5.91596G	-48.57	-52.90	-50.57
7.125G	7.15G	1M	PK	7.13965G	-51.14	-54.86	-53.54
7.15G	7.5G	1M	PK	7.34635G	-51.68	-55.79	-53.82

6.525-6.875GHz_802.11ax HEW80_Nss1,(MCS0)_2TX

CSE Bandedge [AV]

6705MHz

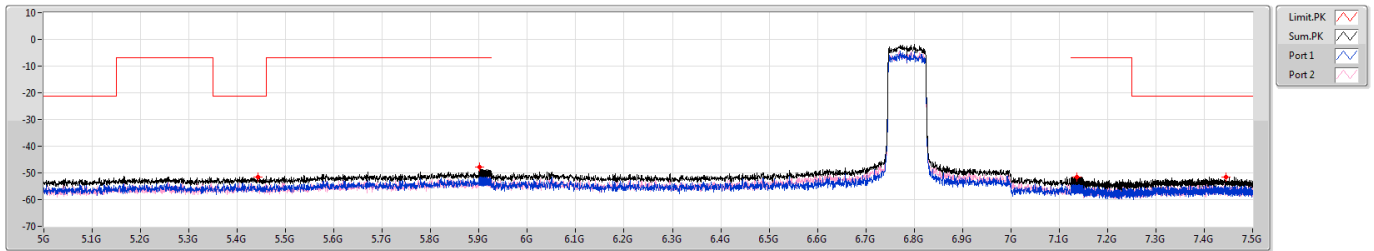


F-Start(Hz)	F-Stop(Hz)	RBW(Hz)	Type	Freq(Hz)	Psum(dBm)	P1(dBm)	P2(dBm)
5G	5.9G	1M	AV	5.41535G	-61.58	-64.46	-64.73
5.9G	5.925G	1M	AV	5.90616G	-59.66	-62.80	-62.54
7.125G	7.15G	1M	AV	7.12561G	-62.28	-65.29	-65.29
7.15G	7.5G	1M	AV	7.41828G	-61.81	-64.82	-64.82

6.525-6.875GHz_802.11ax HEW80_Nss1,(MCS0)_2TX

CSE Bandedge [PK]

6785MHz

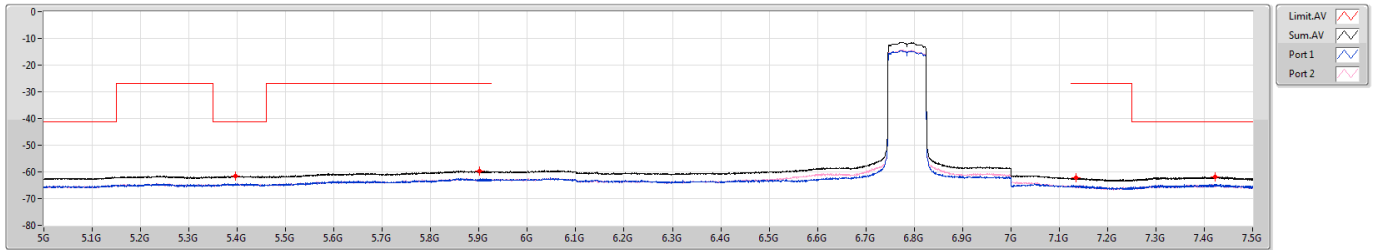


F-Start(Hz)	F-Stop(Hz)	RBW(Hz)	Type	Freq(Hz)	Psum(dBm)	P1(dBm)	P2(dBm)
5G	5.9G	1M	PK	5.44235G	-51.53	-54.46	-54.63
5.9G	5.925G	1M	PK	5.90193G	-47.95	-50.38	-51.64
7.125G	7.15G	1M	PK	7.13589G	-51.41	-54.18	-54.67
7.15G	7.5G	1M	PK	7.44505G	-51.45	-54.66	-54.27

6.525-6.875GHz_802.11ax HEW80_Nss1,(MCS0)_2TX

CSE Bandedge [AV]

6785MHz



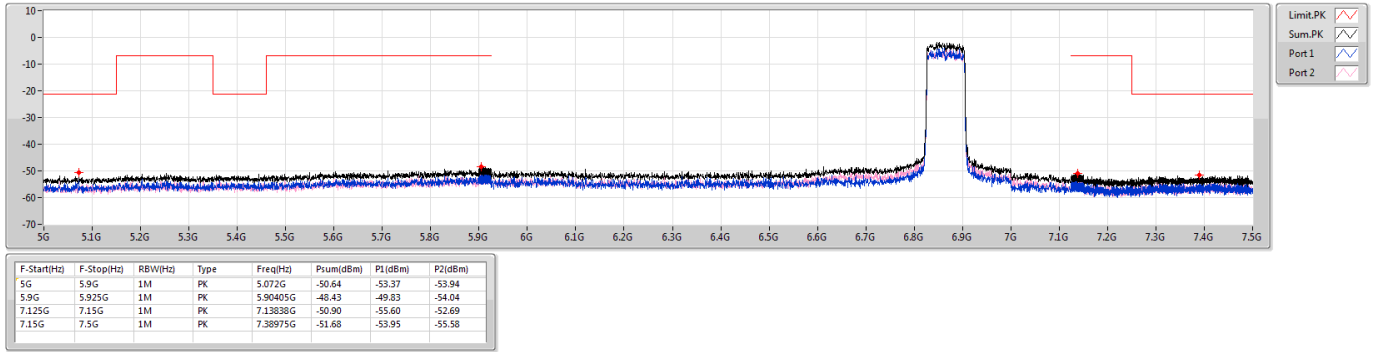
F-Start(Hz)	F-Stop(Hz)	RBW(Hz)	Type	Freq(Hz)	Psum(dBm)	P1(dBm)	P2(dBm)
5G	5.9G	1M	AV	5.3969G	-61.57	-64.44	-64.72
5.9G	5.925G	1M	AV	5.9003G	-59.77	-62.78	-62.78
7.125G	7.15G	1M	AV	7.13435G	-62.20	-65.32	-65.11
7.15G	7.5G	1M	AV	7.4223G	-61.79	-64.80	-64.80



6.525-6.875GHz_802.11ax HEW80_Nss1,(MCS0)_2TX

CSE Bandedge [PK]

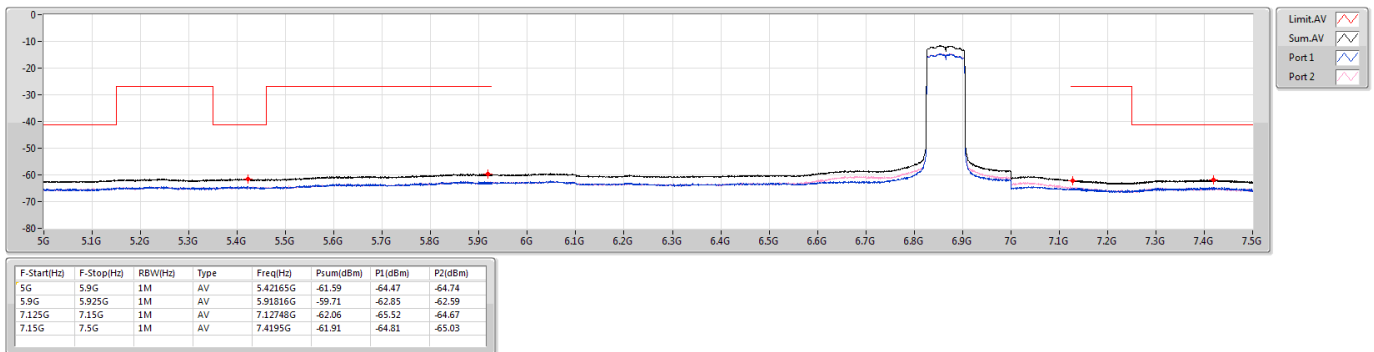
6865MHz Straddle 6.525-6.875GHz



6.525-6.875GHz_802.11ax HEW80_Nss1,(MCS0)_2TX

CSE Bandedge [AV]

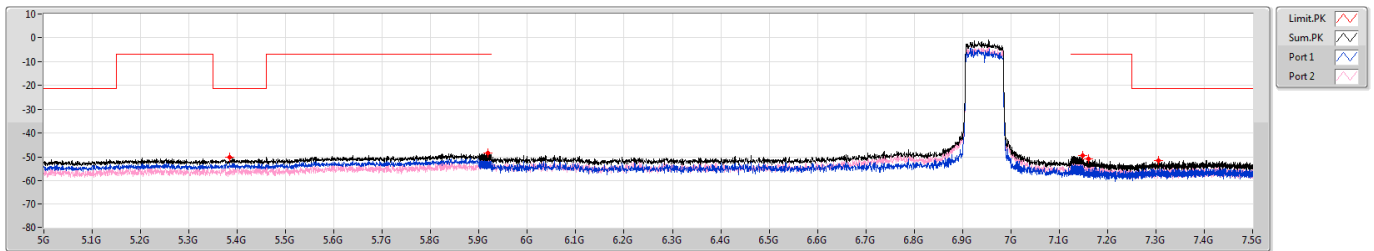
6865MHz Straddle 6.525-6.875GHz



6.875-7.125GHz_802.11ax_HEW80_Nss1,(MCS0)_2TX

CSE Bandedge [PK]

6945MHz

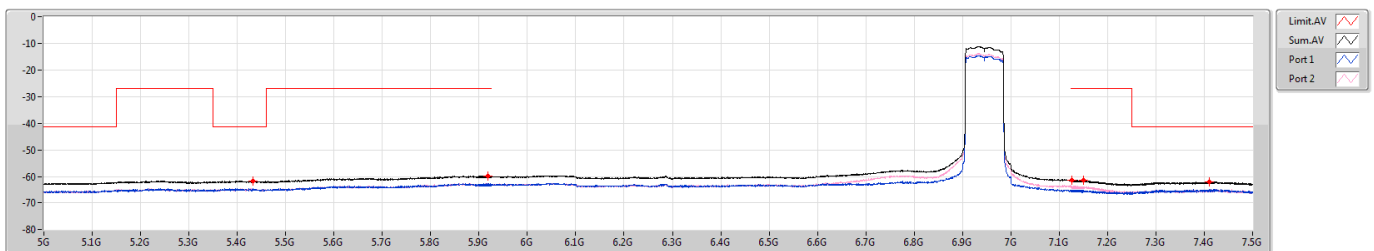


F-Start(Hz)	F-Stop(Hz)	RBW(Hz)	Type	Freq(Hz)	Psum(dBm)	P1(dBm)	P2(dBm)
5G	5.9G	1M	PK	5.3843G	-50.28	-52.22	-54.72
5.9G	5.925G	1M	PK	5.91806G	-48.49	-50.92	-52.16
7.125G	7.15G	1M	PK	7.14839G	-49.49	-53.68	-51.58
7.15G	7.5G	1M	PK	7.16138G	-50.96	-54.96	-53.16
7.15G	7.5G	1M	PK	7.3061G	-51.35	-56.52	-52.92

6.875-7.125GHz_802.11ax_HEW80_Nss1,(MCS0)_2TX

CSE Bandedge [AV]

6945MHz

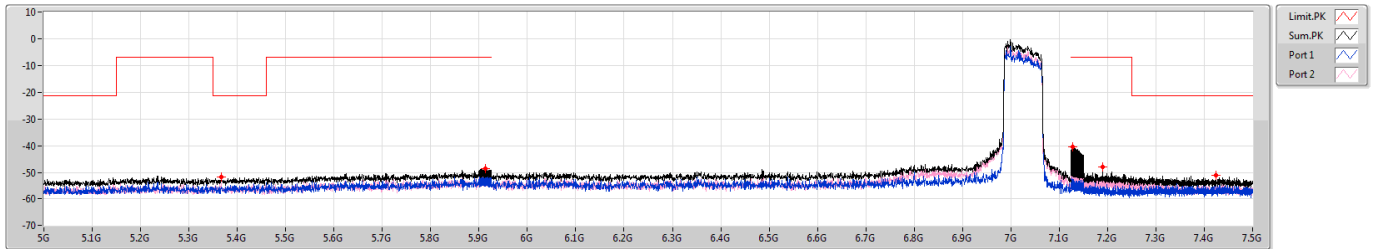


F-Start(Hz)	F-Stop(Hz)	RBW(Hz)	Type	Freq(Hz)	Psum(dBm)	P1(dBm)	P2(dBm)
5G	5.9G	1M	AV	5.432G	-61.51	-64.52	-64.52
5.9G	5.925G	1M	AV	5.91844G	-59.71	-62.85	-62.59
7.125G	7.15G	1M	AV	7.12599G	-61.14	-64.87	-63.53
7.15G	7.5G	1M	AV	7.15G	-61.39	-65.14	-63.77
7.15G	7.5G	1M	AV	7.41023G	-61.83	-64.84	-64.84

6.875-7.125GHz_802.11ax HEW80_Nss1,(MCS0)_2TX

CSE Bandedge [PK]

7025MHz

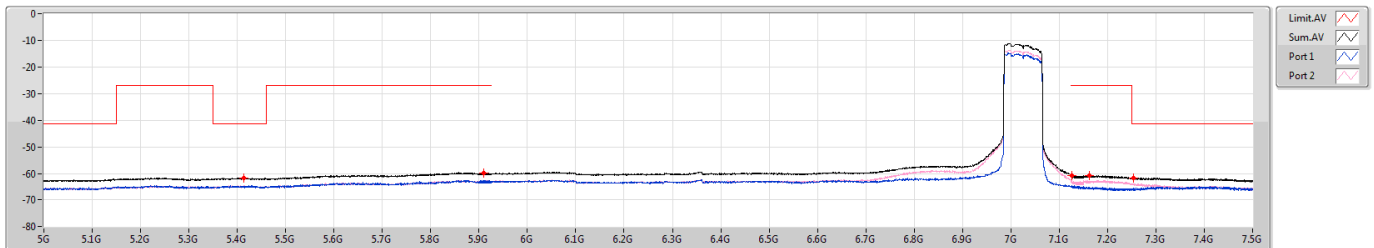


F-Start(Hz)	F-Stop(Hz)	RBW(Hz)	Type	Freq(Hz)	Psum(dBm)	P1(dBm)	P2(dBm)
5G	5.9G	1M	PK	5.36675G	-51.64	-55.83	-53.73
5.9G	5.925G	1M	PK	5.91330G	-48.52	-50.76	-52.47
7.125G	7.15G	1M	PK	7.12864G	-40.25	-55.50	-40.38
7.15G	7.5G	1M	PK	7.18955G	-47.84	-57.12	-48.39
7.15G	7.5G	1M	PK	7.4244G	-51.07	-52.63	-56.26

6.875-7.125GHz_802.11ax HEW80_Nss1,(MCS0)_2TX

CSE Bandedge [AV]

7025MHz



F-Start(Hz)	F-Stop(Hz)	RBW(Hz)	Type	Freq(Hz)	Psum(dBm)	P1(dBm)	P2(dBm)
5G	5.9G	1M	AV	5.4131G	-61.58	-64.73	-64.45
5.9G	5.925G	1M	AV	5.91038G	-59.54	-62.55	-62.55
7.125G	7.15G	1M	AV	7.12616G	-60.51	-65.08	-62.37
7.15G	7.5G	1M	AV	7.16173G	-60.73	-65.07	-62.73
7.15G	7.5G	1M	AV	7.2536G	-61.49	-65.31	-63.82

Summary

Mode	Result	F-Start (Hz)	F-Stop (Hz)	Type	DG (dBi)	P1 (dBm)	P2 (dBm)	Psum (dBm)	EIRP (dBm)	Limit (dBm)	Margin (dB)
5.925-6.425GHz	-	-	-	-	-	-	-	-	-	-	-
802.11a_Nss1,(6Mbps)_2TX	Pass	18G	40G	AV	8.21	-57.94	-58.33	-55.12	-46.91	-41.20	-5.71
802.11ax HEW20_Nss1,(MCS0)_2TX-OFDMA	Pass	18G	40G	AV	8.21	-58.49	-57.21	-54.79	-46.58	-41.20	-5.38
802.11ax HEW40_Nss1,(MCS0)_2TX-OFDMA	Pass	18G	40G	AV	8.21	-58.24	-57.21	-54.68	-46.47	-41.20	-5.27
802.11ax HEW80_Nss1,(MCS0)_2TX-OFDMA	Pass	18G	40G	AV	8.21	-57.80	-57.93	-54.85	-46.64	-41.20	-5.44
6.425-6.525GHz	-	-	-	-	-	-	-	-	-	-	-
802.11a_Nss1,(6Mbps)_2TX	Pass	18G	40G	AV	8.21	-58.54	-57.89	-55.19	-46.98	-41.20	-5.78
802.11ax HEW20_Nss1,(MCS0)_2TX-OFDMA	Pass	18G	40G	AV	8.21	-57.92	-58.05	-54.97	-46.76	-41.20	-5.56
802.11ax HEW40_Nss1,(MCS0)_2TX-OFDMA	Pass	18G	40G	AV	8.21	-58.15	-57.63	-54.87	-46.66	-41.20	-5.46
802.11ax HEW80_Nss1,(MCS0)_2TX-OFDMA	Pass	18G	40G	AV	8.21	-57.67	-57.93	-54.79	-46.58	-41.20	-5.38
6.525-6.875GHz	-	-	-	-	-	-	-	-	-	-	-
802.11a_Nss1,(6Mbps)_2TX	Pass	18G	40G	AV	8.21	-57.79	-58.32	-55.04	-46.83	-41.20	-5.63
802.11ax HEW20_Nss1,(MCS0)_2TX-OFDMA	Pass	18G	40G	AV	8.21	-58.27	-57.12	-54.65	-46.44	-41.20	-5.24
802.11ax HEW40_Nss1,(MCS0)_2TX-OFDMA	Pass	18G	40G	AV	8.21	-57.95	-57.69	-54.81	-46.60	-41.20	-5.40
802.11ax HEW80_Nss1,(MCS0)_2TX-OFDMA	Pass	18G	40G	AV	8.21	-57.86	-57.60	-54.72	-46.51	-41.20	-5.31
6.875-7.125GHz	-	-	-	-	-	-	-	-	-	-	-
802.11a_Nss1,(6Mbps)_2TX	Pass	18G	40G	AV	8.21	-57.99	-57.49	-54.72	-46.51	-41.20	-5.31
802.11ax HEW20_Nss1,(MCS0)_2TX-OFDMA	Pass	18G	40G	AV	8.21	-57.81	-57.94	-54.86	-46.65	-41.20	-5.45
802.11ax HEW40_Nss1,(MCS0)_2TX-OFDMA	Pass	18G	40G	AV	8.21	-57.24	-58.28	-54.72	-46.51	-41.20	-5.31
802.11ax HEW80_Nss1,(MCS0)_2TX-OFDMA	Pass	18G	40G	AV	8.21	-57.61	-58.00	-54.79	-46.58	-41.20	-5.38

DG = Directional Gain ; PX=Port X; Psum=P1+P2+...PX

Result

Mode	Result	F-Start (Hz)	F-Stop (Hz)	Type	Freq (Hz)	DG (dBi)	P1 (dBm)	P2 (dBm)	Psum (dBm)	EIRP (dBm)	Limit (dBm)	Margin (dB)
802.11a_Nss1,(6Mbps)_2TX	-	-	-	-	-	-	-	-	-	-	-	-
5955MHz	Pass	7.5G	18G	AV	11.92313G	8.21	-72.58	-71.27	-68.87	-60.66	-41.20	-19.46
5955MHz	Pass	7.5G	18G	AV	15.74677G	8.21	-65.53	-65.66	-62.58	-54.37	-41.20	-13.17
5955MHz	Pass	7.5G	18G	AV	17.87663G	8.21	-67.31	-67.17	-64.23	-56.02	-41.20	-14.82
5955MHz	Pass	18G	40G	AV	39.88794G	8.21	-57.94	-58.33	-55.12	-46.91	-41.20	-5.71
5955MHz	Pass	7.5G	18G	PK	11.90705G	8.21	-63.97	-63.39	-60.66	-52.45	-21.20	-31.25
5955MHz	Pass	7.5G	18G	PK	15.75136G	8.21	-57.14	-56.90	-54.01	-45.80	-21.20	-24.60
5955MHz	Pass	7.5G	18G	PK	17.86416G	8.21	-59.30	-59.41	-56.34	-48.13	-21.20	-26.93
5955MHz	Pass	18G	40G	PK	39.8735G	8.21	-49.26	-49.84	-46.53	-38.32	-21.20	-17.12
6175MHz	Pass	7.5G	18G	AV	12.33328G	8.21	-71.81	-72.36	-69.07	-60.86	-41.20	-19.66
6175MHz	Pass	7.5G	18G	AV	15.75005G	8.21	-65.91	-65.39	-62.63	-54.42	-41.20	-13.22
6175MHz	Pass	18G	40G	AV	18.52869G	8.21	-66.38	-67.21	-63.76	-55.55	-41.20	-14.35
6175MHz	Pass	18G	40G	AV	39.81094G	8.21	-58.03	-58.42	-55.21	-47.00	-41.20	-5.80
6175MHz	Pass	7.5G	18G	PK	12.36544G	8.21	-61.97	-65.29	-60.31	-52.10	-21.20	-30.90
6175MHz	Pass	7.5G	18G	PK	15.75923G	8.21	-57.88	-56.51	-54.13	-45.92	-21.20	-24.72
6175MHz	Pass	18G	40G	PK	18.52044G	8.21	-58.47	-58.68	-55.56	-47.35	-21.20	-26.15
6175MHz	Pass	18G	40G	PK	39.63906G	8.21	-51.19	-49.10	-47.01	-38.80	-21.20	-17.60
6415MHz	Pass	7.5G	18G	AV	12.83466G	8.21	-71.18	-70.61	-67.88	-59.67	-27.00	-32.67
6415MHz	Pass	7.5G	18G	AV	15.74348G	8.21	-65.68	-65.68	-62.67	-54.46	-41.20	-13.26
6415MHz	Pass	18G	40G	AV	19.23681G	8.21	-66.19	-66.88	-63.51	-55.30	-41.20	-14.10
6415MHz	Pass	18G	40G	AV	39.87831G	8.21	-58.80	-57.87	-55.30	-47.09	-41.20	-5.89
6415MHz	Pass	7.5G	18G	PK	12.84811G	8.21	-62.03	-63.21	-59.57	-51.36	-7.00	-44.36
6415MHz	Pass	7.5G	18G	PK	15.7133G	8.21	-55.95	-58.36	-53.98	-45.77	-21.20	-24.57
6415MHz	Pass	18G	40G	PK	19.24231G	8.21	-58.08	-59.36	-55.66	-47.45	-21.20	-26.25
6415MHz	Pass	18G	40G	PK	39.88931G	8.21	-49.91	-49.38	-46.63	-38.42	-21.20	-17.22
6435MHz	Pass	7.5G	18G	AV	12.87403G	8.21	-71.23	-70.47	-67.82	-59.61	-27.00	-32.61
6435MHz	Pass	7.5G	18G	AV	15.73495G	8.21	-66.55	-64.99	-62.69	-54.48	-41.20	-13.28
6435MHz	Pass	18G	40G	AV	19.30625G	8.21	-67.37	-66.08	-63.67	-55.46	-41.20	-14.26
6435MHz	Pass	18G	40G	AV	39.83638G	8.21	-57.87	-58.68	-55.25	-47.04	-41.20	-5.84
6435MHz	Pass	7.5G	18G	PK	12.86123G	8.21	-64.71	-61.41	-59.74	-51.53	-7.00	-44.53
6435MHz	Pass	7.5G	18G	PK	15.7553G	8.21	-58.33	-56.99	-54.60	-46.39	-21.20	-25.19
6435MHz	Pass	18G	40G	PK	19.287G	8.21	-60.12	-57.44	-55.57	-47.36	-21.20	-26.16
6435MHz	Pass	18G	40G	PK	39.88588G	8.21	-50.29	-49.12	-46.66	-38.45	-21.20	-17.25
6475MHz	Pass	7.5G	18G	AV	12.94425G	8.21	-72.74	-70.84	-68.68	-60.47	-27.00	-33.47
6475MHz	Pass	7.5G	18G	AV	15.75497G	8.21	-66.74	-64.31	-62.35	-54.14	-41.20	-12.94
6475MHz	Pass	18G	40G	AV	19.42381G	8.21	-66.16	-64.71	-62.36	-54.15	-41.20	-12.95
6475MHz	Pass	18G	40G	AV	39.99931G	8.21	-58.67	-57.87	-55.24	-47.03	-41.20	-5.83
6475MHz	Pass	7.5G	18G	PK	12.94195G	8.21	-62.64	-63.85	-60.19	-51.98	-7.00	-44.98
6475MHz	Pass	7.5G	18G	PK	15.76284G	8.21	-56.46	-58.19	-54.23	-46.02	-21.20	-24.82
6475MHz	Pass	18G	40G	PK	19.42106G	8.21	-56.91	-57.92	-54.38	-46.17	-21.20	-24.97
6475MHz	Pass	18G	40G	PK	39.64044G	8.21	-51.36	-48.75	-46.85	-38.64	-21.20	-17.44

Mode	Result	F-Start (Hz)	F-Stop (Hz)	Type	Freq (Hz)	DG (dBi)	P1 (dBm)	P2 (dBm)	Psum (dBm)	EIRP (dBm)	Limit (dBm)	Margin (dB)
6515MHz	Pass	7.5G	18G	AV	13.02431G	8.21	-71.19	-72.07	-68.60	-60.39	-27.00	-33.39
6515MHz	Pass	7.5G	18G	AV	15.76088G	8.21	-66.29	-64.63	-62.37	-54.16	-41.20	-12.96
6515MHz	Pass	18G	40G	AV	19.55238G	8.21	-65.67	-65.91	-62.78	-54.57	-41.20	-13.37
6515MHz	Pass	18G	40G	AV	39.61981G	8.21	-58.54	-57.89	-55.19	-46.98	-41.20	-5.78
6515MHz	Pass	7.5G	18G	PK	13.04269G	8.21	-62.11	-64.19	-60.02	-51.81	-7.00	-44.81
6515MHz	Pass	7.5G	18G	PK	15.74939G	8.21	-56.49	-57.75	-54.06	-45.85	-21.20	-24.65
6515MHz	Pass	18G	40G	PK	19.52831G	8.21	-59.95	-57.20	-55.35	-47.14	-21.20	-25.94
6515MHz	Pass	18G	40G	PK	39.56688G	8.21	-49.21	-49.89	-46.53	-38.32	-21.20	-17.12
6535MHz	Pass	7.5G	18G	AV	13.08403G	8.21	-71.65	-70.55	-68.05	-59.84	-27.00	-32.84
6535MHz	Pass	7.5G	18G	AV	15.74119G	8.21	-65.45	-65.45	-62.44	-54.23	-41.20	-13.03
6535MHz	Pass	18G	40G	AV	19.60188G	8.21	-66.43	-66.98	-63.69	-55.48	-41.20	-14.28
6535MHz	Pass	18G	40G	AV	39.89069G	8.21	-58.35	-57.96	-55.14	-46.93	-41.20	-5.73
6535MHz	Pass	7.5G	18G	PK	13.05909G	8.21	-62.23	-64.03	-60.03	-51.82	-7.00	-44.82
6535MHz	Pass	7.5G	18G	PK	15.74906G	8.21	-55.93	-58.12	-53.88	-45.67	-21.20	-24.47
6535MHz	Pass	18G	40G	PK	19.61013G	8.21	-59.76	-58.10	-55.84	-47.63	-21.20	-26.43
6535MHz	Pass	18G	40G	PK	39.6315G	8.21	-49.93	-50.39	-47.14	-38.93	-21.20	-17.73
6715MHz	Pass	7.5G	18G	AV	13.42397G	8.21	-72.40	-70.85	-68.55	-60.34	-27.00	-33.34
6715MHz	Pass	7.5G	18G	AV	15.75169G	8.21	-65.01	-66.04	-62.48	-54.27	-41.20	-13.07
6715MHz	Pass	18G	40G	AV	20.145G	8.21	-67.16	-68.06	-64.58	-56.37	-41.20	-15.17
6715MHz	Pass	18G	40G	AV	39.84119G	8.21	-57.84	-58.37	-55.09	-46.88	-41.20	-5.68
6715MHz	Pass	7.5G	18G	PK	13.42298G	8.21	-64.94	-62.34	-60.44	-52.23	-7.00	-45.23
6715MHz	Pass	7.5G	18G	PK	15.73298G	8.21	-55.99	-58.56	-54.08	-45.87	-21.20	-24.67
6715MHz	Pass	18G	40G	PK	20.14363G	8.21	-59.56	-59.92	-56.73	-48.52	-21.20	-27.32
6715MHz	Pass	18G	40G	PK	39.91063G	8.21	-50.44	-48.79	-46.53	-38.32	-21.20	-17.12
6855MHz	Pass	7.5G	18G	AV	13.70156G	8.21	-70.97	-70.45	-67.69	-59.48	-27.00	-32.48
6855MHz	Pass	7.5G	18G	AV	15.75366G	8.21	-65.77	-65.13	-62.43	-54.22	-41.20	-13.02
6855MHz	Pass	18G	40G	AV	20.552G	8.21	-69.30	-69.30	-66.29	-58.08	-41.20	-16.88
6855MHz	Pass	18G	40G	AV	39.98556G	8.21	-57.65	-58.82	-55.19	-46.98	-41.20	-5.78
6855MHz	Pass	7.5G	18G	PK	13.71042G	8.21	-63.62	-62.03	-59.74	-51.53	-7.00	-44.53
6855MHz	Pass	7.5G	18G	PK	15.75891G	8.21	-59.70	-56.11	-54.53	-46.32	-21.20	-25.12
6855MHz	Pass	18G	40G	PK	20.57675G	8.21	-61.67	-60.91	-58.26	-50.05	-21.20	-28.85
6855MHz	Pass	18G	40G	PK	39.60263G	8.21	-50.45	-48.71	-46.48	-38.27	-21.20	-17.07
6875MHz Straddle 6.525-6.875GHz	Pass	7.5G	18G	AV	13.76128G	8.21	-70.93	-71.65	-68.26	-60.05	-27.00	-33.05
6875MHz Straddle 6.525-6.875GHz	Pass	7.5G	18G	AV	15.74152G	8.21	-65.57	-65.32	-62.43	-54.22	-41.20	-13.02
6875MHz Straddle 6.525-6.875GHz	Pass	18G	40G	AV	20.63313G	8.21	-69.92	-69.35	-66.62	-58.41	-41.20	-17.21
6875MHz Straddle 6.525-6.875GHz	Pass	18G	40G	AV	39.85013G	8.21	-57.79	-58.32	-55.04	-46.83	-41.20	-5.63
6875MHz Straddle 6.525-6.875GHz	Pass	7.5G	18G	PK	13.75964G	8.21	-61.78	-64.86	-60.04	-51.83	-7.00	-44.83
6875MHz Straddle 6.525-6.875GHz	Pass	7.5G	18G	PK	15.73692G	8.21	-57.73	-57.88	-54.79	-46.58	-21.20	-25.38
6875MHz Straddle 6.525-6.875GHz	Pass	18G	40G	PK	20.62006G	8.21	-59.05	-64.11	-57.87	-49.66	-21.20	-28.46
6875MHz Straddle 6.525-6.875GHz	Pass	18G	40G	PK	39.79994G	8.21	-52.99	-48.02	-46.82	-38.61	-21.20	-17.41
6895MHz	Pass	7.5G	18G	AV	13.77309G	8.21	-70.90	-71.26	-68.07	-59.86	-27.00	-32.86
6895MHz	Pass	7.5G	18G	AV	15.73561G	8.21	-65.86	-64.87	-62.33	-54.12	-41.20	-12.92

Mode	Result	F-Start (Hz)	F-Stop (Hz)	Type	Freq (Hz)	DG (dBi)	P1 (dBm)	P2 (dBm)	Psum (dBm)	EIRP (dBm)	Limit (dBm)	Margin (dB)
6895MHz	Pass	18G	40G	AV	20.68744G	8.21	-69.60	-69.60	-66.59	-58.38	-41.20	-17.18
6895MHz	Pass	18G	40G	AV	39.86456G	8.21	-58.03	-58.56	-55.28	-47.07	-41.20	-5.87
6895MHz	Pass	7.5G	18G	PK	13.80164G	8.21	-62.50	-62.77	-59.62	-51.41	-7.00	-44.41
6895MHz	Pass	7.5G	18G	PK	15.74677G	8.21	-57.51	-56.60	-54.02	-45.81	-21.20	-24.61
6895MHz	Pass	18G	40G	PK	20.69156G	8.21	-62.50	-61.16	-58.77	-50.56	-21.20	-29.36
6895MHz	Pass	18G	40G	PK	38.74944G	8.21	-50.75	-48.62	-46.55	-38.34	-21.20	-17.14
7015MHz	Pass	7.5G	18G	AV	14.02378G	8.21	-70.24	-70.77	-67.49	-59.28	-27.00	-32.28
7015MHz	Pass	7.5G	18G	AV	15.75103G	8.21	-64.55	-66.45	-62.39	-54.18	-41.20	-12.98
7015MHz	Pass	18G	40G	AV	21.04494G	8.21	-69.33	-68.95	-66.13	-57.92	-41.20	-16.72
7015MHz	Pass	18G	40G	AV	39.85494G	8.21	-58.49	-57.83	-55.14	-46.93	-41.20	-5.73
7015MHz	Pass	7.5G	18G	PK	14.01394G	8.21	-64.11	-61.04	-59.30	-51.09	-7.00	-44.09
7015MHz	Pass	7.5G	18G	PK	15.75661G	8.21	-55.94	-59.70	-54.41	-46.20	-21.20	-25.00
7015MHz	Pass	18G	40G	PK	21.03669G	8.21	-60.48	-61.13	-57.78	-49.57	-21.20	-28.37
7015MHz	Pass	18G	40G	PK	39.8955G	8.21	-48.33	-51.23	-46.53	-38.32	-21.20	-17.12
7095MHz	Pass	7.5G	18G	AV	14.18423G	8.21	-70.57	-69.36	-66.91	-58.70	-27.00	-31.70
7095MHz	Pass	7.5G	18G	AV	15.74545G	8.21	-65.29	-66.20	-62.71	-54.50	-41.20	-13.30
7095MHz	Pass	18G	40G	AV	21.27044G	8.21	-67.80	-68.38	-65.07	-56.86	-41.20	-15.66
7095MHz	Pass	18G	40G	AV	39.85838G	8.21	-58.79	-57.60	-55.14	-46.93	-41.20	-5.73
7095MHz	Pass	7.5G	18G	PK	14.17373G	8.21	-62.79	-61.47	-59.07	-50.86	-7.00	-43.86
7095MHz	Pass	7.5G	18G	PK	15.72905G	8.21	-59.86	-55.14	-53.88	-45.67	-21.20	-24.47
7095MHz	Pass	18G	40G	PK	21.29313G	8.21	-60.12	-60.12	-57.11	-48.90	-21.20	-27.70
7095MHz	Pass	18G	40G	PK	39.978G	8.21	-49.49	-48.99	-46.22	-38.01	-21.20	-16.81
7115MHz	Pass	7.5G	18G	AV	14.23017G	8.21	-69.79	-69.97	-66.87	-58.66	-27.00	-31.66
7115MHz	Pass	7.5G	18G	AV	15.74972G	8.21	-65.40	-65.66	-62.52	-54.31	-41.20	-13.11
7115MHz	Pass	18G	40G	AV	21.33094G	8.21	-68.63	-68.83	-65.72	-57.51	-41.20	-16.31
7115MHz	Pass	18G	40G	AV	39.87556G	8.21	-57.99	-57.49	-54.72	-46.51	-41.20	-5.31
7115MHz	Pass	7.5G	18G	PK	14.23608G	8.21	-62.59	-61.79	-59.16	-50.95	-7.00	-43.95
7115MHz	Pass	7.5G	18G	PK	15.74972G	8.21	-58.06	-56.42	-54.15	-45.94	-21.20	-24.74
7115MHz	Pass	18G	40G	PK	21.33438G	8.21	-61.13	-59.48	-57.22	-49.01	-21.20	-27.81
7115MHz	Pass	18G	40G	PK	39.85013G	8.21	-49.07	-49.96	-46.48	-38.27	-21.20	-17.07
802.11ax HEW20_Nss1,(MCS0)_2TX-OFDMA	-	-	-	-	-	-	-	-	-	-	-	-
5955MHz	Pass	7.5G	18G	AV	11.89556G	8.21	-71.85	-72.04	-68.93	-60.72	-41.20	-19.52
5955MHz	Pass	7.5G	18G	AV	15.73823G	8.21	-66.25	-65.46	-62.83	-54.62	-41.20	-13.42
5955MHz	Pass	7.5G	18G	AV	17.85759G	8.21	-67.45	-67.16	-64.29	-56.08	-41.20	-14.88
5955MHz	Pass	18G	40G	AV	39.82606G	8.21	-58.20	-57.69	-54.93	-46.72	-41.20	-5.52
5955MHz	Pass	7.5G	18G	PK	11.91558G	8.21	-65.42	-61.90	-60.30	-52.09	-21.20	-30.89
5955MHz	Pass	7.5G	18G	PK	15.70181G	8.21	-57.65	-56.94	-54.27	-46.06	-21.20	-24.86
5955MHz	Pass	7.5G	18G	PK	17.87138G	8.21	-60.64	-57.29	-55.64	-47.43	-21.20	-26.23
5955MHz	Pass	18G	40G	PK	39.88588G	8.21	-50.29	-49.26	-46.73	-38.52	-21.20	-17.32
6175MHz	Pass	7.5G	18G	AV	12.33263G	8.21	-71.64	-72.56	-69.07	-60.86	-41.20	-19.66
6175MHz	Pass	7.5G	18G	AV	15.74119G	8.21	-65.45	-66.10	-62.75	-54.54	-41.20	-13.34

Mode	Result	F-Start (Hz)	F-Stop (Hz)	Type	Freq (Hz)	DG (dBi)	P1 (dBm)	P2 (dBm)	Psum (dBm)	EIRP (dBm)	Limit (dBm)	Margin (dB)
6175MHz	Pass	18G	40G	AV	18.5335G	8.21	-67.53	-66.28	-63.85	-55.64	-41.20	-14.44
6175MHz	Pass	18G	40G	AV	39.64319G	8.21	-57.36	-58.48	-54.87	-46.66	-41.20	-5.46
6175MHz	Pass	7.5G	18G	PK	12.36117G	8.21	-65.05	-64.12	-61.55	-53.34	-21.20	-32.14
6175MHz	Pass	7.5G	18G	PK	15.74578G	8.21	-57.12	-57.93	-54.50	-46.29	-21.20	-25.09
6175MHz	Pass	18G	40G	PK	18.50806G	8.21	-59.28	-57.73	-55.43	-47.22	-21.20	-26.02
6175MHz	Pass	18G	40G	PK	39.93813G	8.21	-49.42	-50.53	-46.93	-38.72	-21.20	-17.52
6415MHz	Pass	7.5G	18G	AV	12.82022G	8.21	-70.66	-71.23	-67.93	-59.72	-27.00	-32.72
6415MHz	Pass	7.5G	18G	AV	15.73758G	8.21	-65.34	-66.26	-62.77	-54.56	-41.20	-13.36
6415MHz	Pass	18G	40G	AV	19.24575G	8.21	-65.75	-66.68	-63.18	-54.97	-41.20	-13.77
6415MHz	Pass	18G	40G	AV	39.85563G	8.21	-58.49	-57.21	-54.79	-46.58	-41.20	-5.38
6415MHz	Pass	7.5G	18G	PK	12.8235G	8.21	-62.12	-63.71	-59.83	-51.62	-7.00	-44.62
6415MHz	Pass	7.5G	18G	PK	15.75694G	8.21	-57.67	-56.88	-54.25	-46.04	-21.20	-24.84
6415MHz	Pass	18G	40G	PK	19.25331G	8.21	-58.33	-58.72	-55.51	-47.30	-21.20	-26.10
6415MHz	Pass	18G	40G	PK	39.8295G	8.21	-52.73	-48.20	-46.89	-38.68	-21.20	-17.48
6435MHz	Pass	7.5G	18G	AV	12.86616G	8.21	-70.80	-71.19	-67.98	-59.77	-27.00	-32.77
6435MHz	Pass	7.5G	18G	AV	15.74513G	8.21	-66.34	-65.29	-62.77	-54.56	-41.20	-13.36
6435MHz	Pass	18G	40G	AV	19.3035G	8.21	-66.91	-66.62	-63.75	-55.54	-41.20	-14.34
6435MHz	Pass	18G	40G	AV	39.85013G	8.21	-57.92	-58.05	-54.97	-46.76	-41.20	-5.56
6435MHz	Pass	7.5G	18G	PK	12.86091G	8.21	-63.09	-62.79	-59.93	-51.72	-7.00	-44.72
6435MHz	Pass	7.5G	18G	PK	15.73955G	8.21	-58.30	-56.97	-54.57	-46.36	-21.20	-25.16
6435MHz	Pass	18G	40G	PK	19.29181G	8.21	-58.98	-59.04	-56.00	-47.79	-21.20	-26.59
6435MHz	Pass	18G	40G	PK	39.82125G	8.21	-48.17	-51.49	-46.51	-38.30	-21.20	-17.10
6475MHz	Pass	7.5G	18G	AV	12.93277G	8.21	-72.12	-71.16	-68.60	-60.39	-27.00	-33.39
6475MHz	Pass	7.5G	18G	AV	15.73167G	8.21	-65.63	-65.38	-62.49	-54.28	-41.20	-13.08
6475MHz	Pass	18G	40G	AV	19.42244G	8.21	-65.52	-65.52	-62.51	-54.30	-41.20	-13.10
6475MHz	Pass	18G	40G	AV	39.65419G	8.21	-58.29	-58.03	-55.15	-46.94	-41.20	-5.74
6475MHz	Pass	7.5G	18G	PK	12.96755G	8.21	-64.17	-62.34	-60.15	-51.94	-7.00	-44.94
6475MHz	Pass	7.5G	18G	PK	15.75005G	8.21	-58.68	-56.76	-54.60	-46.39	-21.20	-25.19
6475MHz	Pass	18G	40G	PK	19.4245G	8.21	-58.73	-57.15	-54.86	-46.65	-21.20	-25.45
6475MHz	Pass	18G	40G	PK	39.58269G	8.21	-49.75	-50.60	-47.14	-38.93	-21.20	-17.73
6515MHz	Pass	7.5G	18G	AV	13.02267G	8.21	-71.52	-71.87	-68.68	-60.47	-27.00	-33.47
6515MHz	Pass	7.5G	18G	AV	15.74119G	8.21	-65.57	-65.83	-62.69	-54.48	-41.20	-13.28
6515MHz	Pass	18G	40G	AV	19.55375G	8.21	-64.86	-66.96	-62.77	-54.56	-41.20	-13.36
6515MHz	Pass	18G	40G	AV	39.88244G	8.21	-58.16	-58.03	-55.08	-46.87	-41.20	-5.67
6515MHz	Pass	7.5G	18G	PK	13.01677G	8.21	-63.03	-62.10	-59.53	-51.32	-7.00	-44.32
6515MHz	Pass	7.5G	18G	PK	16.04864G	8.21	-57.65	-57.39	-54.51	-46.30	-21.20	-25.10
6515MHz	Pass	18G	40G	PK	19.56269G	8.21	-56.97	-59.75	-55.13	-46.92	-21.20	-25.72
6515MHz	Pass	18G	40G	PK	39.88519G	8.21	-52.00	-48.37	-46.81	-38.60	-21.20	-17.40
6535MHz	Pass	7.5G	18G	AV	13.06598G	8.21	-71.44	-70.48	-67.92	-59.71	-27.00	-32.71
6535MHz	Pass	7.5G	18G	AV	15.74152G	8.21	-64.88	-65.91	-62.35	-54.14	-41.20	-12.94
6535MHz	Pass	18G	40G	AV	19.5895G	8.21	-66.65	-66.93	-63.78	-55.57	-41.20	-14.37
6535MHz	Pass	18G	40G	AV	39.99381G	8.21	-58.27	-57.12	-54.65	-46.44	-41.20	-5.24

Mode	Result	F-Start (Hz)	F-Stop (Hz)	Type	Freq (Hz)	DG (dBi)	P1 (dBm)	P2 (dBm)	Psum (dBm)	EIRP (dBm)	Limit (dBm)	Margin (dB)
6535MHz	Pass	7.5G	18G	PK	13.07353G	8.21	-62.60	-64.57	-60.46	-52.25	-7.00	-45.25
6535MHz	Pass	7.5G	18G	PK	15.74119G	8.21	-57.93	-56.54	-54.17	-45.96	-21.20	-24.76
6535MHz	Pass	18G	40G	PK	19.58744G	8.21	-59.03	-59.03	-56.02	-47.81	-21.20	-26.61
6535MHz	Pass	18G	40G	PK	39.88381G	8.21	-48.82	-49.24	-46.01	-37.80	-21.20	-16.60
6715MHz	Pass	7.5G	18G	AV	13.44136G	8.21	-71.14	-72.37	-68.70	-60.49	-27.00	-33.49
6715MHz	Pass	7.5G	18G	AV	15.75956G	8.21	-64.92	-66.38	-62.58	-54.37	-41.20	-13.17
6715MHz	Pass	18G	40G	AV	20.12781G	8.21	-66.97	-67.40	-64.17	-55.96	-41.20	-14.76
6715MHz	Pass	18G	40G	AV	39.87556G	8.21	-58.87	-57.53	-55.14	-46.93	-41.20	-5.73
6715MHz	Pass	7.5G	18G	PK	13.43545G	8.21	-63.95	-62.44	-60.12	-51.91	-7.00	-44.91
6715MHz	Pass	7.5G	18G	PK	15.74873G	8.21	-56.30	-57.31	-53.77	-45.56	-21.20	-24.36
6715MHz	Pass	18G	40G	PK	20.12988G	8.21	-59.66	-58.73	-56.16	-47.95	-21.20	-26.75
6715MHz	Pass	18G	40G	PK	39.89206G	8.21	-49.59	-48.45	-45.97	-37.76	-21.20	-16.56
6855MHz	Pass	7.5G	18G	AV	13.7183G	8.21	-70.15	-71.01	-67.55	-59.34	-27.00	-32.34
6855MHz	Pass	7.5G	18G	AV	15.75267G	8.21	-65.71	-65.58	-62.63	-54.42	-41.20	-13.22
6855MHz	Pass	18G	40G	AV	20.55544G	8.21	-68.39	-69.15	-65.74	-57.53	-41.20	-16.33
6855MHz	Pass	18G	40G	AV	39.87831G	8.21	-57.43	-58.07	-54.73	-46.52	-41.20	-5.32
6855MHz	Pass	7.5G	18G	PK	13.69795G	8.21	-63.94	-61.14	-59.31	-51.10	-7.00	-44.10
6855MHz	Pass	7.5G	18G	PK	15.76219G	8.21	-58.06	-56.04	-53.92	-45.71	-21.20	-24.51
6855MHz	Pass	18G	40G	PK	20.57744G	8.21	-61.52	-61.17	-58.33	-50.12	-21.20	-28.92
6855MHz	Pass	18G	40G	PK	39.22381G	8.21	-57.89	-49.16	-48.61	-40.40	-21.20	-19.20
6875MHz Straddle 6.525-6.875GHz	Pass	7.5G	18G	AV	13.75078G	8.21	-70.58	-70.93	-67.74	-59.53	-27.00	-32.53
6875MHz Straddle 6.525-6.875GHz	Pass	7.5G	18G	AV	15.73102G	8.21	-65.57	-65.57	-62.56	-54.35	-41.20	-13.15
6875MHz Straddle 6.525-6.875GHz	Pass	18G	40G	AV	20.62831G	8.21	-69.14	-69.72	-66.41	-58.20	-41.20	-17.00
6875MHz Straddle 6.525-6.875GHz	Pass	18G	40G	AV	39.85356G	8.21	-57.88	-57.75	-54.80	-46.59	-41.20	-5.39
6875MHz Straddle 6.525-6.875GHz	Pass	7.5G	18G	PK	13.7603G	8.21	-63.46	-61.83	-59.56	-51.35	-7.00	-44.35
6875MHz Straddle 6.525-6.875GHz	Pass	7.5G	18G	PK	15.75038G	8.21	-58.96	-56.30	-54.42	-46.21	-21.20	-25.01
6875MHz Straddle 6.525-6.875GHz	Pass	18G	40G	PK	20.63588G	8.21	-60.03	-64.15	-58.61	-50.40	-21.20	-29.20
6875MHz Straddle 6.525-6.875GHz	Pass	18G	40G	PK	39.87144G	8.21	-49.01	-50.69	-46.76	-38.55	-21.20	-17.35
6895MHz	Pass	7.5G	18G	AV	13.77375G	8.21	-70.37	-71.43	-67.86	-59.65	-27.00	-32.65
6895MHz	Pass	7.5G	18G	AV	15.73955G	8.21	-65.26	-65.52	-62.38	-54.17	-41.20	-12.97
6895MHz	Pass	18G	40G	AV	20.695G	8.21	-68.28	-69.97	-66.03	-57.82	-41.20	-16.62
6895MHz	Pass	18G	40G	AV	39.88175G	8.21	-57.46	-58.63	-55.00	-46.79	-41.20	-5.59
6895MHz	Pass	7.5G	18G	PK	13.78753G	8.21	-62.69	-62.69	-59.68	-51.47	-7.00	-44.47
6895MHz	Pass	7.5G	18G	PK	15.75694G	8.21	-56.55	-57.13	-53.82	-45.61	-21.20	-24.41
6895MHz	Pass	18G	40G	PK	20.67988G	8.21	-60.81	-61.10	-57.94	-49.73	-21.20	-28.53
6895MHz	Pass	18G	40G	PK	39.8735G	8.21	-49.45	-49.16	-46.29	-38.08	-21.20	-16.88
7015MHz	Pass	7.5G	18G	AV	14.04314G	8.21	-70.01	-70.72	-67.34	-59.13	-27.00	-32.13
7015MHz	Pass	7.5G	18G	AV	15.72708G	8.21	-65.73	-65.10	-62.39	-54.18	-41.20	-12.98
7015MHz	Pass	18G	40G	AV	21.03875G	8.21	-68.75	-69.52	-66.11	-57.90	-41.20	-16.70
7015MHz	Pass	18G	40G	AV	39.99931G	8.21	-57.81	-57.94	-54.86	-46.65	-41.20	-5.45
7015MHz	Pass	7.5G	18G	PK	14.03723G	8.21	-62.49	-63.24	-59.84	-51.63	-7.00	-44.63
7015MHz	Pass	7.5G	18G	PK	15.77728G	8.21	-57.70	-56.50	-54.05	-45.84	-21.20	-24.64

Mode	Result	F-Start (Hz)	F-Stop (Hz)	Type	Freq (Hz)	DG (dBi)	P1 (dBm)	P2 (dBm)	Psum (dBm)	EIRP (dBm)	Limit (dBm)	Margin (dB)
7015MHz	Pass	18G	40G	PK	21.05456G	8.21	-60.63	-61.62	-58.09	-49.88	-21.20	-28.68
7015MHz	Pass	18G	40G	PK	39.98831G	8.21	-48.00	-52.98	-46.80	-38.59	-21.20	-17.39
7095MHz	Pass	7.5G	18G	AV	14.178G	8.21	-70.03	-70.21	-67.11	-58.90	-27.00	-31.90
7095MHz	Pass	7.5G	18G	AV	15.74414G	8.21	-65.61	-65.35	-62.47	-54.26	-41.20	-13.06
7095MHz	Pass	18G	40G	AV	21.26838G	8.21	-68.37	-67.97	-65.16	-56.95	-41.20	-15.75
7095MHz	Pass	18G	40G	AV	39.86113G	8.21	-58.77	-57.55	-55.11	-46.90	-41.20	-5.70
7095MHz	Pass	7.5G	18G	PK	14.18063G	8.21	-59.84	-62.73	-58.04	-49.83	-7.00	-42.83
7095MHz	Pass	7.5G	18G	PK	15.75234G	8.21	-54.66	-59.27	-53.37	-45.16	-21.20	-23.96
7095MHz	Pass	18G	40G	PK	21.26975G	8.21	-61.81	-58.41	-56.78	-48.57	-21.20	-27.37
7095MHz	Pass	18G	40G	PK	39.82469G	8.21	-50.52	-48.82	-46.58	-38.37	-21.20	-17.17
7115MHz	Pass	7.5G	18G	AV	14.22722G	8.21	-69.13	-69.98	-66.52	-58.31	-27.00	-31.31
7115MHz	Pass	7.5G	18G	AV	15.74414G	8.21	-64.94	-65.31	-62.11	-53.90	-41.20	-12.70
7115MHz	Pass	18G	40G	AV	21.35225G	8.21	-67.63	-68.17	-64.88	-56.67	-41.20	-15.47
7115MHz	Pass	18G	40G	AV	39.84325G	8.21	-58.24	-58.24	-55.23	-47.02	-41.20	-5.82
7115MHz	Pass	7.5G	18G	PK	14.22558G	8.21	-64.45	-59.63	-58.39	-50.18	-7.00	-43.18
7115MHz	Pass	7.5G	18G	PK	15.74545G	8.21	-58.03	-55.92	-53.84	-45.63	-21.20	-24.43
7115MHz	Pass	18G	40G	PK	21.34744G	8.21	-59.04	-61.14	-56.95	-48.74	-21.20	-27.54
7115MHz	Pass	18G	40G	PK	39.84188G	8.21	-49.50	-50.38	-46.91	-38.70	-21.20	-17.50
802.11ax HEW40_Nss1,(MCS0)_2TX-OFDMA	-	-	-	-	-	-	-	-	-	-	-	-
5965MHz	Pass	7.5G	18G	AV	11.90705G	8.21	-72.29	-71.52	-68.88	-60.67	-41.20	-19.47
5965MHz	Pass	7.5G	18G	AV	15.75497G	8.21	-65.70	-64.94	-62.29	-54.08	-41.20	-12.88
5965MHz	Pass	7.5G	18G	AV	17.87794G	8.21	-67.26	-66.43	-63.81	-55.60	-41.20	-14.40
5965MHz	Pass	18G	40G	AV	39.85219G	8.21	-58.01	-58.01	-55.00	-46.79	-41.20	-5.59
5965MHz	Pass	7.5G	18G	PK	11.91492G	8.21	-62.44	-65.22	-60.60	-52.39	-21.20	-31.19
5965MHz	Pass	7.5G	18G	PK	15.7297G	8.21	-57.74	-55.83	-53.67	-45.46	-21.20	-24.26
5965MHz	Pass	7.5G	18G	PK	17.86842G	8.21	-56.13	-62.44	-55.22	-47.01	-21.20	-25.81
5965MHz	Pass	18G	40G	PK	39.92575G	8.21	-49.53	-49.21	-46.36	-38.15	-21.20	-16.95
6165MHz	Pass	7.5G	18G	AV	12.35756G	8.21	-71.70	-71.89	-68.78	-60.57	-41.20	-19.37
6165MHz	Pass	7.5G	18G	AV	15.73331G	8.21	-65.95	-65.18	-62.54	-54.33	-41.20	-13.13
6165MHz	Pass	18G	40G	AV	18.46338G	8.21	-65.88	-66.27	-63.06	-54.85	-41.20	-13.65
6165MHz	Pass	18G	40G	AV	39.99656G	8.21	-58.24	-57.21	-54.68	-46.47	-41.20	-5.27
6165MHz	Pass	7.5G	18G	PK	12.34509G	8.21	-63.46	-64.42	-60.90	-52.69	-21.20	-31.49
6165MHz	Pass	7.5G	18G	PK	15.73988G	8.21	-56.37	-57.32	-53.81	-45.60	-21.20	-24.40
6165MHz	Pass	18G	40G	PK	18.517G	8.21	-57.40	-59.57	-55.34	-47.13	-21.20	-25.93
6165MHz	Pass	18G	40G	PK	39.83431G	8.21	-49.52	-50.25	-46.86	-38.65	-21.20	-17.45
6405MHz	Pass	7.5G	18G	AV	12.79528G	8.21	-70.40	-70.40	-67.39	-59.18	-27.00	-32.18
6405MHz	Pass	7.5G	18G	AV	15.75202G	8.21	-65.58	-65.32	-62.44	-54.23	-41.20	-13.03
6405MHz	Pass	18G	40G	AV	19.18731G	8.21	-66.74	-65.81	-63.24	-55.03	-41.20	-13.83
6405MHz	Pass	18G	40G	AV	39.99725G	8.21	-57.96	-58.23	-55.08	-46.87	-41.20	-5.67
6405MHz	Pass	7.5G	18G	PK	12.81563G	8.21	-63.62	-61.88	-59.65	-51.44	-7.00	-44.44
6405MHz	Pass	7.5G	18G	PK	15.7448G	8.21	-58.69	-56.56	-54.49	-46.28	-21.20	-25.08

Mode	Result	F-Start (Hz)	F-Stop (Hz)	Type	Freq (Hz)	DG (dBi)	P1 (dBm)	P2 (dBm)	Psum (dBm)	EIRP (dBm)	Limit (dBm)	Margin (dB)
6405MHz	Pass	18G	40G	PK	19.20794G	8.21	-58.31	-58.25	-55.27	-47.06	-21.20	-25.86
6405MHz	Pass	18G	40G	PK	39.99313G	8.21	-51.03	-47.63	-46.00	-37.79	-21.20	-16.59
6445MHz	Pass	7.5G	18G	AV	12.89995G	8.21	-70.38	-70.94	-67.64	-59.43	-27.00	-32.43
6445MHz	Pass	7.5G	18G	AV	15.74217G	8.21	-65.64	-65.77	-62.69	-54.48	-41.20	-13.28
6445MHz	Pass	18G	40G	AV	19.36744G	8.21	-65.87	-66.27	-63.06	-54.85	-41.20	-13.65
6445MHz	Pass	18G	40G	AV	39.99244G	8.21	-58.15	-57.63	-54.87	-46.66	-41.20	-5.46
6445MHz	Pass	7.5G	18G	PK	12.89372G	8.21	-60.74	-65.64	-59.52	-51.31	-7.00	-44.31
6445MHz	Pass	7.5G	18G	PK	15.76186G	8.21	-57.73	-55.62	-53.54	-45.33	-21.20	-24.13
6445MHz	Pass	18G	40G	PK	19.36263G	8.21	-58.15	-57.99	-55.06	-46.85	-21.20	-25.65
6445MHz	Pass	18G	40G	PK	39.87075G	8.21	-50.36	-49.68	-47.00	-38.79	-21.20	-17.59
6485MHz	Pass	7.5G	18G	AV	12.97148G	8.21	-71.58	-71.21	-68.38	-60.17	-27.00	-33.17
6485MHz	Pass	7.5G	18G	AV	15.73397G	8.21	-66.09	-64.69	-62.32	-54.11	-41.20	-12.91
6485MHz	Pass	18G	40G	AV	19.4245G	8.21	-65.84	-64.86	-62.31	-54.10	-41.20	-12.90
6485MHz	Pass	18G	40G	AV	39.84875G	8.21	-57.86	-58.00	-54.92	-46.71	-41.20	-5.51
6485MHz	Pass	7.5G	18G	PK	13.00594G	8.21	-62.53	-64.29	-60.31	-52.10	-7.00	-45.10
6485MHz	Pass	7.5G	18G	PK	15.74972G	8.21	-58.26	-55.90	-53.91	-45.70	-21.20	-24.50
6485MHz	Pass	18G	40G	PK	19.47606G	8.21	-57.17	-57.61	-54.37	-46.16	-21.20	-24.96
6485MHz	Pass	18G	40G	PK	39.901G	8.21	-51.80	-48.05	-46.52	-38.31	-21.20	-17.11
6525MHz Straddle 6.425-6.525GHz	Pass	7.5G	18G	AV	13.05188G	8.21	-70.64	-72.39	-68.42	-60.21	-27.00	-33.21
6525MHz Straddle 6.425-6.525GHz	Pass	7.5G	18G	AV	15.73528G	8.21	-66.36	-65.16	-62.71	-54.50	-41.20	-13.30
6525MHz Straddle 6.425-6.525GHz	Pass	18G	40G	AV	19.55788G	8.21	-65.85	-66.10	-62.96	-54.75	-41.20	-13.55
6525MHz Straddle 6.425-6.525GHz	Pass	18G	40G	AV	39.89481G	8.21	-57.68	-58.46	-55.04	-46.83	-41.20	-5.63
6525MHz Straddle 6.425-6.525GHz	Pass	7.5G	18G	PK	13.03842G	8.21	-62.94	-63.20	-60.06	-51.85	-7.00	-44.85
6525MHz Straddle 6.425-6.525GHz	Pass	7.5G	18G	PK	15.74578G	8.21	-57.42	-57.17	-54.28	-46.07	-21.20	-24.87
6525MHz Straddle 6.425-6.525GHz	Pass	18G	40G	PK	19.55169G	8.21	-59.26	-57.04	-55.00	-46.79	-21.20	-25.59
6525MHz Straddle 6.425-6.525GHz	Pass	18G	40G	PK	39.85563G	8.21	-51.22	-47.13	-45.70	-37.49	-21.20	-16.29
6565MHz	Pass	7.5G	18G	AV	13.15425G	8.21	-71.03	-70.39	-67.69	-59.48	-27.00	-32.48
6565MHz	Pass	7.5G	18G	AV	15.7612G	8.21	-65.16	-65.68	-62.40	-54.19	-41.20	-12.99
6565MHz	Pass	18G	40G	AV	19.72906G	8.21	-66.27	-67.41	-63.79	-55.58	-41.20	-14.38
6565MHz	Pass	18G	40G	AV	39.98831G	8.21	-57.42	-58.60	-54.96	-46.75	-41.20	-5.55
6565MHz	Pass	7.5G	18G	PK	13.15261G	8.21	-61.88	-63.75	-59.70	-51.49	-7.00	-44.49
6565MHz	Pass	7.5G	18G	PK	15.95447G	8.21	-56.32	-57.72	-53.95	-45.74	-21.20	-24.54
6565MHz	Pass	18G	40G	PK	19.69125G	8.21	-59.06	-58.50	-55.76	-47.55	-21.20	-26.35
6565MHz	Pass	18G	40G	PK	39.58681G	8.21	-49.64	-49.83	-46.72	-38.51	-21.20	-17.31
6725MHz	Pass	7.5G	18G	AV	13.48106G	8.21	-71.20	-71.72	-68.44	-60.23	-27.00	-33.23
6725MHz	Pass	7.5G	18G	AV	15.73791G	8.21	-66.20	-64.90	-62.49	-54.28	-41.20	-13.08
6725MHz	Pass	18G	40G	AV	20.16975G	8.21	-67.51	-67.66	-64.57	-56.36	-41.20	-15.16
6725MHz	Pass	18G	40G	AV	39.8625G	8.21	-57.95	-57.69	-54.81	-46.60	-41.20	-5.40
6725MHz	Pass	7.5G	18G	PK	13.43414G	8.21	-64.31	-62.37	-60.22	-52.01	-7.00	-45.01
6725MHz	Pass	7.5G	18G	PK	15.76284G	8.21	-57.63	-56.68	-54.12	-45.91	-21.20	-24.71
6725MHz	Pass	18G	40G	PK	20.13881G	8.21	-60.05	-59.08	-56.53	-48.32	-21.20	-27.12
6725MHz	Pass	18G	40G	PK	39.88313G	8.21	-51.79	-48.17	-46.60	-38.39	-21.20	-17.19

Mode	Result	F-Start (Hz)	F-Stop (Hz)	Type	Freq (Hz)	DG (dBi)	P1 (dBm)	P2 (dBm)	Psum (dBm)	EIRP (dBm)	Limit (dBm)	Margin (dB)
6845MHz	Pass	7.5G	18G	AV	13.71764G	8.21	-71.01	-69.83	-67.37	-59.16	-27.00	-32.16
6845MHz	Pass	7.5G	18G	AV	15.74414G	8.21	-65.88	-64.74	-62.26	-54.05	-41.20	-12.85
6845MHz	Pass	18G	40G	AV	20.55063G	8.21	-69.09	-67.98	-65.49	-57.28	-41.20	-16.08
6845MHz	Pass	18G	40G	AV	39.791G	8.21	-56.83	-59.11	-54.81	-46.60	-41.20	-5.40
6845MHz	Pass	7.5G	18G	PK	13.68778G	8.21	-63.02	-61.19	-59.00	-50.79	-7.00	-43.79
6845MHz	Pass	7.5G	18G	PK	15.73823G	8.21	-56.24	-58.17	-54.09	-45.88	-21.20	-24.68
6845MHz	Pass	18G	40G	PK	20.50044G	8.21	-63.47	-59.28	-57.88	-49.67	-21.20	-28.47
6845MHz	Pass	18G	40G	PK	39.95256G	8.21	-48.86	-51.41	-46.94	-38.73	-21.20	-17.53
6885MHz Straddle 6.525-6.875GHz	Pass	7.5G	18G	AV	13.7977G	8.21	-70.66	-70.66	-67.65	-59.44	-27.00	-32.44
6885MHz Straddle 6.525-6.875GHz	Pass	7.5G	18G	AV	15.75858G	8.21	-64.92	-65.56	-62.22	-54.01	-41.20	-12.81
6885MHz Straddle 6.525-6.875GHz	Pass	18G	40G	AV	20.68813G	8.21	-68.48	-70.20	-66.25	-58.04	-41.20	-16.84
6885MHz Straddle 6.525-6.875GHz	Pass	18G	40G	AV	39.94844G	8.21	-57.96	-57.84	-54.89	-46.68	-41.20	-5.48
6885MHz Straddle 6.525-6.875GHz	Pass	7.5G	18G	PK	13.74717G	8.21	-61.24	-64.68	-59.62	-51.41	-7.00	-44.41
6885MHz Straddle 6.525-6.875GHz	Pass	7.5G	18G	PK	15.73298G	8.21	-54.55	-60.83	-53.63	-45.42	-21.20	-24.22
6885MHz Straddle 6.525-6.875GHz	Pass	18G	40G	PK	20.6345G	8.21	-62.99	-60.16	-58.34	-50.13	-21.20	-28.93
6885MHz Straddle 6.525-6.875GHz	Pass	18G	40G	PK	39.77588G	8.21	-48.79	-51.09	-46.78	-38.57	-21.20	-17.37
6925MHz	Pass	7.5G	18G	AV	13.85152G	8.21	-70.30	-70.66	-67.47	-59.26	-27.00	-32.26
6925MHz	Pass	7.5G	18G	AV	15.75398G	8.21	-66.26	-64.82	-62.47	-54.26	-41.20	-13.06
6925MHz	Pass	18G	40G	AV	20.80569G	8.21	-68.29	-68.86	-65.56	-57.35	-41.20	-16.15
6925MHz	Pass	18G	40G	AV	39.84256G	8.21	-57.90	-58.04	-54.96	-46.75	-41.20	-5.55
6925MHz	Pass	7.5G	18G	PK	13.86333G	8.21	-63.50	-60.59	-58.80	-50.59	-7.00	-43.59
6925MHz	Pass	7.5G	18G	PK	15.70706G	8.21	-56.53	-58.53	-54.41	-46.20	-21.20	-25.00
6925MHz	Pass	18G	40G	PK	20.76031G	8.21	-62.86	-58.88	-57.42	-49.21	-21.20	-28.01
6925MHz	Pass	18G	40G	PK	39.89344G	8.21	-48.29	-50.80	-46.36	-38.15	-21.20	-16.95
7005MHz	Pass	7.5G	18G	AV	14.02936G	8.21	-69.88	-70.75	-67.28	-59.07	-27.00	-32.07
7005MHz	Pass	7.5G	18G	AV	15.74053G	8.21	-65.13	-65.78	-62.43	-54.22	-41.20	-13.02
7005MHz	Pass	18G	40G	AV	21.047G	8.21	-68.75	-69.52	-66.11	-57.90	-41.20	-16.70
7005MHz	Pass	18G	40G	AV	39.84738G	8.21	-57.24	-58.28	-54.72	-46.51	-41.20	-5.31
7005MHz	Pass	7.5G	18G	PK	14.00541G	8.21	-61.17	-62.34	-58.71	-50.50	-7.00	-43.50
7005MHz	Pass	7.5G	18G	PK	15.77006G	8.21	-54.83	-59.48	-53.55	-45.34	-21.20	-24.14
7005MHz	Pass	18G	40G	PK	20.98581G	8.21	-60.52	-61.27	-57.87	-49.66	-21.20	-28.46
7005MHz	Pass	18G	40G	PK	39.83775G	8.21	-50.67	-49.02	-46.76	-38.55	-21.20	-17.35
7085MHz	Pass	7.5G	18G	AV	14.15864G	8.21	-69.42	-69.42	-66.41	-58.20	-27.00	-31.20
7085MHz	Pass	7.5G	18G	AV	15.76252G	8.21	-65.82	-65.42	-62.61	-54.40	-41.20	-13.20
7085MHz	Pass	18G	40G	AV	21.26906G	8.21	-67.42	-68.17	-64.77	-56.56	-41.20	-15.36
7085MHz	Pass	18G	40G	AV	39.86319G	8.21	-58.22	-57.32	-54.74	-46.53	-41.20	-5.33
7085MHz	Pass	7.5G	18G	PK	14.17144G	8.21	-60.91	-61.89	-58.36	-50.15	-7.00	-43.15
7085MHz	Pass	7.5G	18G	PK	15.70706G	8.21	-57.18	-57.23	-54.19	-45.98	-21.20	-24.78
7085MHz	Pass	18G	40G	PK	21.23744G	8.21	-59.55	-57.99	-55.69	-47.48	-21.20	-26.28
7085MHz	Pass	18G	40G	PK	39.67481G	8.21	-48.81	-50.58	-46.60	-38.39	-21.20	-17.19
802.11ax HEW80_Nss1,(MCS0)_2TX-OFDMA	-	-	-	-	-	-	-	-	-	-	-	-

Mode	Result	F-Start (Hz)	F-Stop (Hz)	Type	Freq (Hz)	DG (dBi)	P1 (dBm)	P2 (dBm)	Psum (dBm)	EIRP (dBm)	Limit (dBm)	Margin (dB)
5985MHz	Pass	7.5G	18G	AV	11.95003G	8.21	-72.55	-70.90	-68.64	-60.43	-41.20	-19.23
5985MHz	Pass	7.5G	18G	AV	15.75234G	8.21	-64.94	-65.98	-62.42	-54.21	-41.20	-13.01
5985MHz	Pass	7.5G	18G	AV	17.8973G	8.21	-67.26	-67.26	-64.25	-56.04	-41.20	-14.84
5985MHz	Pass	18G	40G	AV	39.99656G	8.21	-58.24	-57.97	-55.09	-46.88	-41.20	-5.68
5985MHz	Pass	7.5G	18G	PK	11.90048G	8.21	-63.67	-62.55	-60.06	-51.85	-21.20	-30.65
5985MHz	Pass	7.5G	18G	PK	15.74414G	8.21	-56.79	-56.56	-53.66	-45.45	-21.20	-24.25
5985MHz	Pass	7.5G	18G	PK	17.8927G	8.21	-58.72	-59.28	-55.98	-47.77	-21.20	-26.57
5985MHz	Pass	18G	40G	PK	39.79994G	8.21	-49.11	-49.93	-46.49	-38.28	-21.20	-17.08
6145MHz	Pass	7.5G	18G	AV	12.34378G	8.21	-71.75	-72.31	-69.01	-60.80	-41.20	-19.60
6145MHz	Pass	7.5G	18G	AV	15.74316G	8.21	-65.12	-65.37	-62.23	-54.02	-41.20	-12.82
6145MHz	Pass	18G	40G	AV	18.41181G	8.21	-65.11	-65.95	-62.50	-54.29	-41.20	-13.09
6145MHz	Pass	18G	40G	AV	39.85975G	8.21	-57.80	-57.93	-54.85	-46.64	-41.20	-5.44
6145MHz	Pass	7.5G	18G	PK	12.27488G	8.21	-63.70	-64.20	-60.93	-52.72	-21.20	-31.52
6145MHz	Pass	7.5G	18G	PK	15.75202G	8.21	-56.48	-58.31	-54.29	-46.08	-21.20	-24.88
6145MHz	Pass	18G	40G	PK	18.36988G	8.21	-56.54	-59.39	-54.72	-46.51	-21.20	-25.31
6145MHz	Pass	18G	40G	PK	39.99931G	8.21	-48.30	-50.12	-46.11	-37.90	-21.20	-16.70
6385MHz	Pass	7.5G	18G	AV	12.69947G	8.21	-71.79	-71.99	-68.88	-60.67	-41.20	-19.47
6385MHz	Pass	7.5G	18G	AV	15.74217G	8.21	-66.32	-64.53	-62.32	-54.11	-41.20	-12.91
6385MHz	Pass	18G	40G	AV	19.0835G	8.21	-64.74	-65.87	-62.26	-54.05	-41.20	-12.85
6385MHz	Pass	18G	40G	AV	39.64731G	8.21	-57.18	-58.72	-54.87	-46.66	-41.20	-5.46
6385MHz	Pass	7.5G	18G	PK	12.69881G	8.21	-62.55	-66.42	-61.06	-52.85	-21.20	-31.65
6385MHz	Pass	7.5G	18G	PK	15.75169G	8.21	-59.08	-54.08	-52.89	-44.68	-21.20	-23.48
6385MHz	Pass	18G	40G	PK	19.1385G	8.21	-56.60	-58.09	-54.27	-46.06	-21.20	-24.86
6385MHz	Pass	18G	40G	PK	39.73256G	8.21	-49.26	-50.90	-46.99	-38.78	-21.20	-17.58
6465MHz	Pass	7.5G	18G	AV	12.88059G	8.21	-71.06	-70.67	-67.85	-59.64	-27.00	-32.64
6465MHz	Pass	7.5G	18G	AV	15.75136G	8.21	-65.32	-66.12	-62.69	-54.48	-41.20	-13.28
6465MHz	Pass	18G	40G	AV	19.43138G	8.21	-65.61	-64.77	-62.16	-53.95	-41.20	-12.75
6465MHz	Pass	18G	40G	AV	39.83775G	8.21	-57.67	-57.93	-54.79	-46.58	-41.20	-5.38
6465MHz	Pass	7.5G	18G	PK	12.85828G	8.21	-60.52	-65.18	-59.24	-51.03	-7.00	-44.03
6465MHz	Pass	7.5G	18G	PK	15.75136G	8.21	-55.52	-60.07	-54.21	-46.00	-21.20	-24.80
6465MHz	Pass	18G	40G	PK	19.42313G	8.21	-56.07	-56.91	-53.46	-45.25	-21.20	-24.05
6465MHz	Pass	18G	40G	PK	39.78756G	8.21	-49.79	-50.09	-46.93	-38.72	-21.20	-17.52
6545MHz Straddle 6.425-6.525GHz	Pass	7.5G	18G	AV	13.03744G	8.21	-70.73	-71.05	-67.88	-59.67	-27.00	-32.67
6545MHz Straddle 6.425-6.525GHz	Pass	7.5G	18G	AV	15.77105G	8.21	-65.66	-65.39	-62.51	-54.30	-41.20	-13.10
6545MHz Straddle 6.425-6.525GHz	Pass	18G	40G	AV	19.57025G	8.21	-65.97	-66.10	-63.02	-54.81	-41.20	-13.61
6545MHz Straddle 6.425-6.525GHz	Pass	18G	40G	AV	39.85013G	8.21	-57.99	-57.73	-54.85	-46.64	-41.20	-5.44
6545MHz Straddle 6.425-6.525GHz	Pass	7.5G	18G	PK	13.09355G	8.21	-61.99	-63.83	-59.80	-51.59	-7.00	-44.59
6545MHz Straddle 6.425-6.525GHz	Pass	7.5G	18G	PK	15.75103G	8.21	-58.84	-54.37	-53.04	-44.83	-21.20	-23.63
6545MHz Straddle 6.425-6.525GHz	Pass	18G	40G	PK	19.58469G	8.21	-57.05	-60.19	-55.33	-47.12	-21.20	-25.92
6545MHz Straddle 6.425-6.525GHz	Pass	18G	40G	PK	39.98694G	8.21	-47.65	-50.98	-45.99	-37.78	-21.20	-16.58
6625MHz	Pass	7.5G	18G	AV	13.25236G	8.21	-70.69	-70.85	-67.76	-59.55	-41.20	-18.35
6625MHz	Pass	7.5G	18G	AV	15.75727G	8.21	-65.30	-65.96	-62.61	-54.40	-41.20	-13.20

**Unwanted Conducted Emissions(7.5G~40G) - SC Module****Appendix D.4**

Mode	Result	F-Start (Hz)	F-Stop (Hz)	Type	Freq (Hz)	DG (dBi)	P1 (dBm)	P2 (dBm)	Psum (dBm)	EIRP (dBm)	Limit (dBm)	Margin (dB)
6625MHz	Pass	18G	40G	AV	19.804G	8.21	-66.43	-66.71	-63.56	-55.35	-41.20	-14.15
6625MHz	Pass	18G	40G	AV	39.85494G	8.21	-57.51	-58.44	-54.94	-46.73	-41.20	-5.53
6625MHz	Pass	7.5G	18G	PK	13.27008G	8.21	-61.19	-63.74	-59.27	-51.06	-21.20	-29.86
6625MHz	Pass	7.5G	18G	PK	15.98925G	8.21	-57.17	-58.26	-54.67	-46.46	-21.20	-25.26
6625MHz	Pass	18G	40G	PK	19.83219G	8.21	-58.25	-57.90	-55.06	-46.85	-21.20	-25.65
6625MHz	Pass	18G	40G	PK	39.89963G	8.21	-48.63	-50.62	-46.50	-38.29	-21.20	-17.09
6705MHz	Pass	7.5G	18G	AV	13.37672G	8.21	-71.09	-71.26	-68.16	-59.95	-41.20	-18.75
6705MHz	Pass	7.5G	18G	AV	15.75136G	8.21	-65.45	-65.45	-62.44	-54.23	-41.20	-13.03
6705MHz	Pass	18G	40G	AV	20.10994G	8.21	-66.81	-67.54	-64.15	-55.94	-41.20	-14.74
6705MHz	Pass	18G	40G	AV	39.85013G	8.21	-57.86	-57.60	-54.72	-46.51	-41.20	-5.31
6705MHz	Pass	7.5G	18G	PK	13.3777G	8.21	-62.17	-64.22	-60.06	-51.85	-21.20	-30.65
6705MHz	Pass	7.5G	18G	PK	15.75234G	8.21	-57.87	-56.20	-53.94	-45.73	-21.20	-24.53
6705MHz	Pass	18G	40G	PK	20.07694G	8.21	-57.61	-60.19	-55.70	-47.49	-21.20	-26.29
6705MHz	Pass	18G	40G	PK	39.93675G	8.21	-48.27	-52.23	-46.80	-38.59	-21.20	-17.39
6785MHz	Pass	7.5G	18G	AV	13.61133G	8.21	-70.03	-71.06	-67.50	-59.29	-27.00	-32.29
6785MHz	Pass	7.5G	18G	AV	15.75431G	8.21	-65.84	-64.70	-62.22	-54.01	-41.20	-12.81
6785MHz	Pass	18G	40G	AV	20.39938G	8.21	-68.64	-67.53	-65.04	-56.83	-41.20	-15.63
6785MHz	Pass	18G	40G	AV	39.85288G	8.21	-58.28	-57.88	-55.07	-46.86	-41.20	-5.66
6785MHz	Pass	7.5G	18G	PK	13.59459G	8.21	-61.77	-62.87	-59.27	-51.06	-7.00	-44.06
6785MHz	Pass	7.5G	18G	PK	16.05455G	8.21	-55.63	-60.06	-54.29	-46.08	-21.20	-24.88
6785MHz	Pass	18G	40G	PK	20.39044G	8.21	-59.55	-61.53	-57.42	-49.21	-21.20	-28.01
6785MHz	Pass	18G	40G	PK	39.84669G	8.21	-48.73	-51.02	-46.72	-38.51	-21.20	-17.31
6865MHz Straddle 6.525-6.875GHz	Pass	7.5G	18G	AV	13.70813G	8.21	-69.95	-70.97	-67.42	-59.21	-27.00	-32.21
6865MHz Straddle 6.525-6.875GHz	Pass	7.5G	18G	AV	15.7448G	8.21	-65.88	-65.10	-62.46	-54.25	-41.20	-13.05
6865MHz Straddle 6.525-6.875GHz	Pass	18G	40G	AV	20.53963G	8.21	-68.31	-68.50	-65.39	-57.18	-41.20	-15.98
6865MHz Straddle 6.525-6.875GHz	Pass	18G	40G	AV	39.99794G	8.21	-57.95	-57.57	-54.75	-46.54	-41.20	-5.34
6865MHz Straddle 6.525-6.875GHz	Pass	7.5G	18G	PK	13.78327G	8.21	-61.42	-63.12	-59.18	-50.97	-7.00	-43.97
6865MHz Straddle 6.525-6.875GHz	Pass	7.5G	18G	PK	15.72642G	8.21	-55.68	-58.47	-53.84	-45.63	-21.20	-24.43
6865MHz Straddle 6.525-6.875GHz	Pass	18G	40G	PK	20.57675G	8.21	-59.70	-62.66	-57.92	-49.71	-21.20	-28.51
6865MHz Straddle 6.525-6.875GHz	Pass	18G	40G	PK	39.23138G	8.21	-53.53	-48.05	-46.97	-38.76	-21.20	-17.56
6945MHz	Pass	7.5G	18G	AV	13.91419G	8.21	-70.38	-69.70	-67.02	-58.81	-27.00	-31.81
6945MHz	Pass	7.5G	18G	AV	15.74152G	8.21	-65.91	-65.13	-62.49	-54.28	-41.20	-13.08
6945MHz	Pass	18G	40G	AV	20.89988G	8.21	-68.65	-67.71	-65.14	-56.93	-41.20	-15.73
6945MHz	Pass	18G	40G	AV	39.84806G	8.21	-57.61	-58.00	-54.79	-46.58	-41.20	-5.38
6945MHz	Pass	7.5G	18G	PK	13.85152G	8.21	-61.66	-62.27	-58.94	-50.73	-7.00	-43.73
6945MHz	Pass	7.5G	18G	PK	15.72905G	8.21	-56.04	-58.45	-54.07	-45.86	-21.20	-24.66
6945MHz	Pass	18G	40G	PK	20.85794G	8.21	-59.27	-61.23	-57.13	-48.92	-21.20	-27.72
6945MHz	Pass	18G	40G	PK	39.64731G	8.21	-50.63	-48.45	-46.39	-38.18	-21.20	-16.98
7025MHz	Pass	7.5G	18G	AV	14.02148G	8.21	-69.40	-71.34	-67.25	-59.04	-27.00	-32.04
7025MHz	Pass	7.5G	18G	AV	15.73397G	8.21	-64.46	-65.95	-62.13	-53.92	-41.20	-12.72
7025MHz	Pass	18G	40G	AV	21.14669G	8.21	-68.57	-68.37	-65.46	-57.25	-41.20	-16.05
7025MHz	Pass	18G	40G	AV	39.88244G	8.21	-57.71	-58.10	-54.89	-46.68	-41.20	-5.48

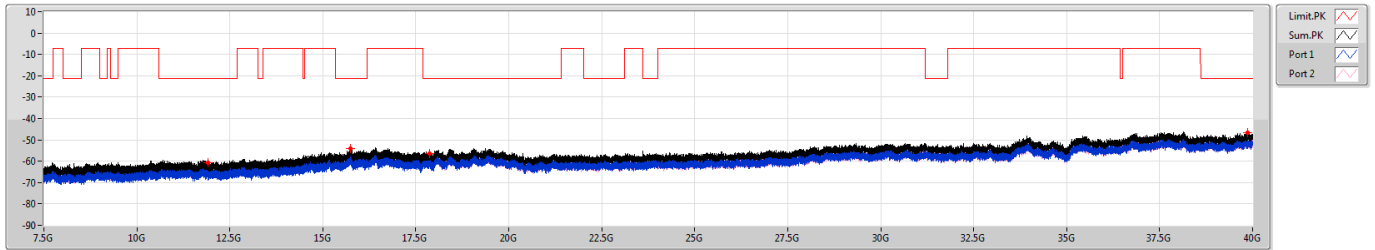
Mode	Result	F-Start (Hz)	F-Stop (Hz)	Type	Freq (Hz)	DG (dBi)	P1 (dBm)	P2 (dBm)	Psum (dBm)	EIRP (dBm)	Limit (dBm)	Margin (dB)
7025MHz	Pass	7.5G	18G	PK	14.1022G	8.21	-60.05	-61.50	-57.70	-49.49	-7.00	-42.49
7025MHz	Pass	7.5G	18G	PK	15.74611G	8.21	-55.97	-57.84	-53.79	-45.58	-21.20	-24.38
7025MHz	Pass	18G	40G	PK	21.13981G	8.21	-62.20	-59.66	-57.74	-49.53	-21.20	-28.33
7025MHz	Pass	18G	40G	PK	39.978G	8.21	-49.84	-50.04	-46.93	-38.72	-21.20	-17.52

DG = Directional Gain ; PX=Port X; Psum=P1+P2+...PX

5.925-6.425GHz_802.11a_Nss1,(6Mbps)_2TX

CSE [PK]

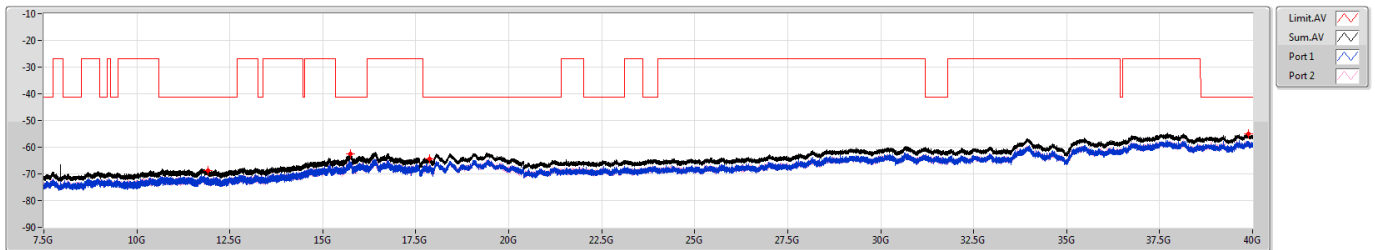
5955MHz



5.925-6.425GHz_802.11a_Nss1,(6Mbps)_2TX

CSE [AV]

5955MHz

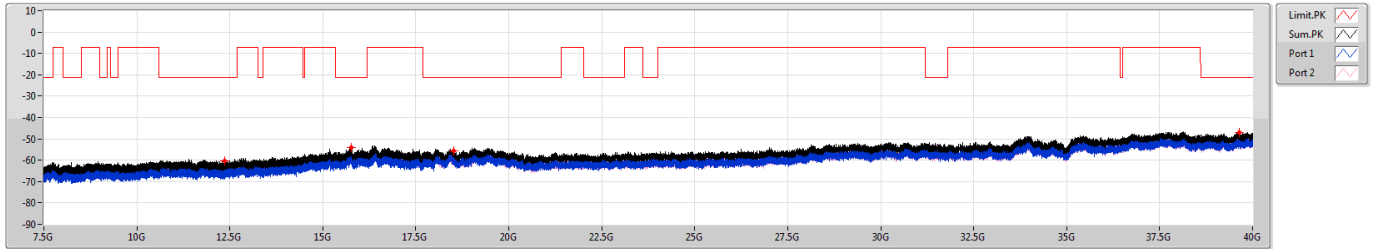




5.925-6.425GHz_802.11a_Nss1,(6Mbps)_2TX

CSE [PK]

6175MHz

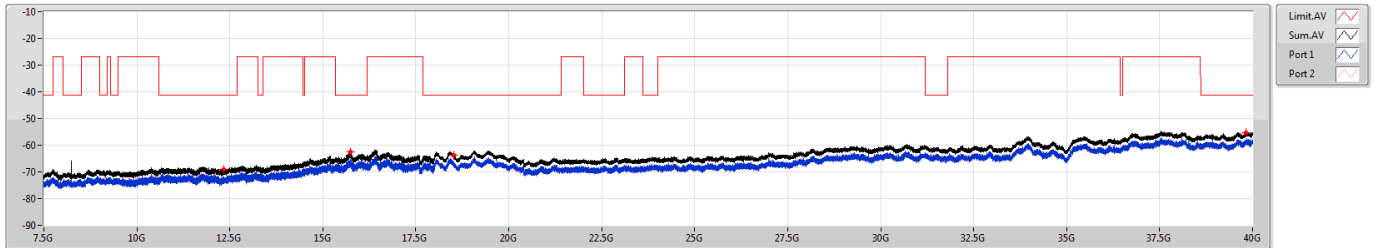


F-Start(Hz)	F-Stop(Hz)	RBW(Hz)	Type	Freq(Hz)	Psum(dBm)	P1(dBm)	P2(dBm)
7.5G	18G	1M	PK	12.36544G	-60.31	-61.97	-65.29
7.5G	18G	1M	PK	15.75923G	-54.13	-57.88	-56.51
18G	40G	1M	PK	18.52044G	-55.56	-58.47	-58.68
18G	40G	1M	PK	39.63906G	-47.01	-51.19	-49.10

5.925-6.425GHz_802.11a_Nss1,(6Mbps)_2TX

CSE [AV]

6175MHz



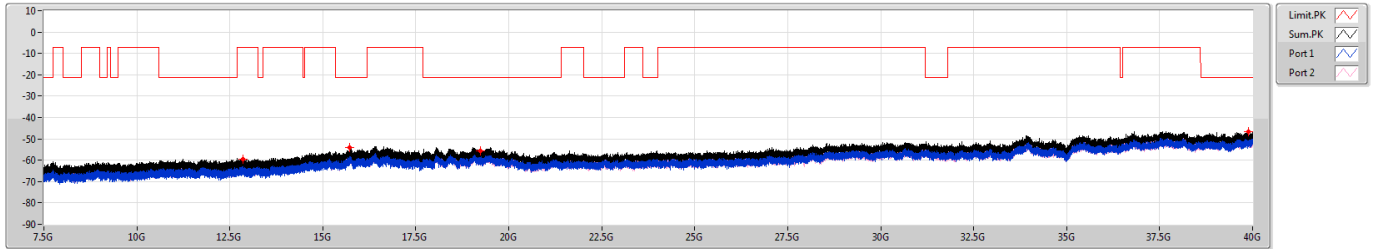
F-Start(Hz)	F-Stop(Hz)	RBW(Hz)	Type	Freq(Hz)	Psum(dBm)	P1(dBm)	P2(dBm)
7.5G	18G	1M	AV	12.33328G	-69.07	-71.81	-72.36
7.5G	18G	1M	AV	15.75005G	-62.63	-65.91	-65.39
18G	40G	1M	AV	18.52869G	-63.76	-66.38	-67.21
18G	40G	1M	AV	39.81094G	-55.21	-58.03	-58.42



5.925-6.425GHz_802.11a_Nss1,(6Mbps)_2TX

CSE [PK]

6415MHz

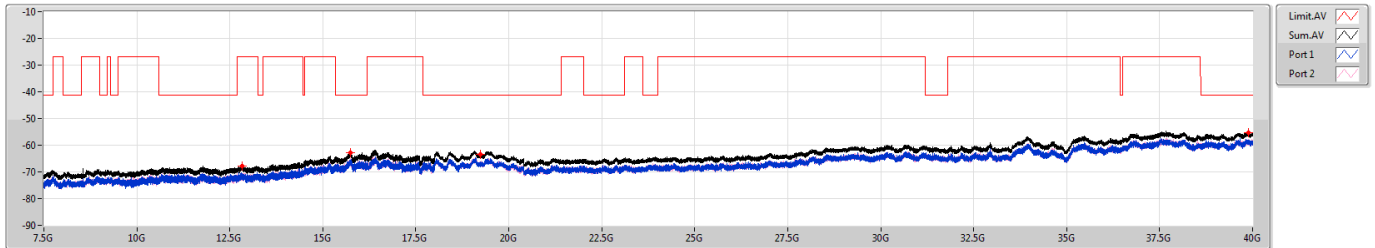


F-Start(Hz)	F-Stop(Hz)	RBW(Hz)	Type	Freq(Hz)	Psum(dBm)	P1(dBm)	P2(dBm)
7.5G	18G	1M	PK	12.84811G	-59.57	-62.03	-63.21
7.5G	18G	1M	PK	15.7133G	-53.98	-55.95	-58.36
18G	40G	1M	PK	19.24231G	-55.66	-58.08	-59.36
18G	40G	1M	PK	39.88931G	-46.63	-49.91	-49.38

5.925-6.425GHz_802.11a_Nss1,(6Mbps)_2TX

CSE [AV]

6415MHz



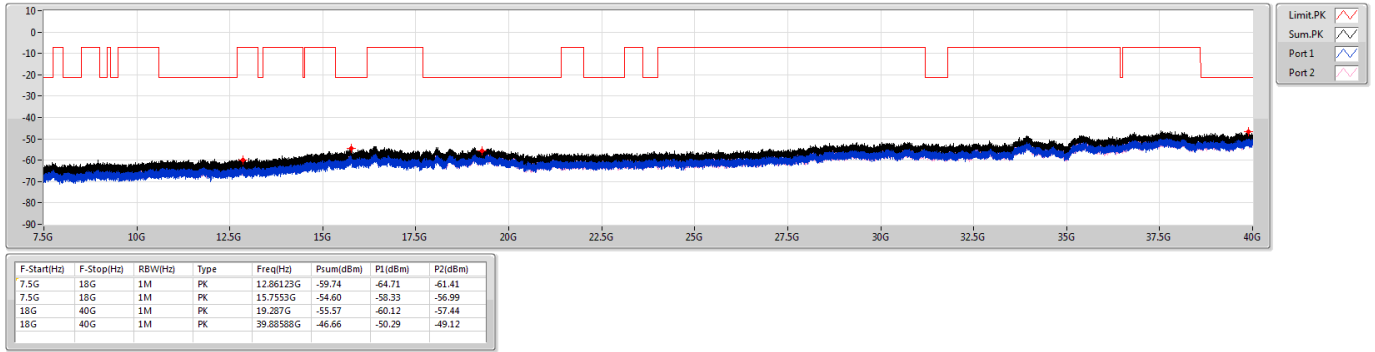
F-Start(Hz)	F-Stop(Hz)	RBW(Hz)	Type	Freq(Hz)	Psum(dBm)	P1(dBm)	P2(dBm)
7.5G	18G	1M	AV	12.83466G	-67.88	-71.18	-70.61
7.5G	18G	1M	AV	15.74348G	-62.67	-65.68	-65.68
18G	40G	1M	AV	19.23681G	-63.51	-66.19	-66.88
18G	40G	1M	AV	39.87831G	-55.30	-58.80	-57.87



6.425-6.525GHz_802.11a_Nss1,(6Mbps)_2TX

CSE [PK]

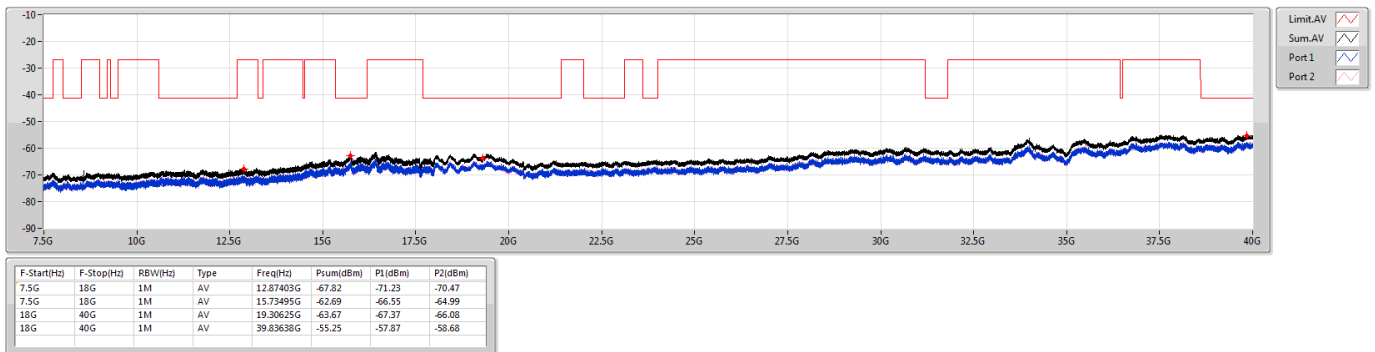
6435MHz



6.425-6.525GHz_802.11a_Nss1,(6Mbps)_2TX

CSE [AV]

6435MHz

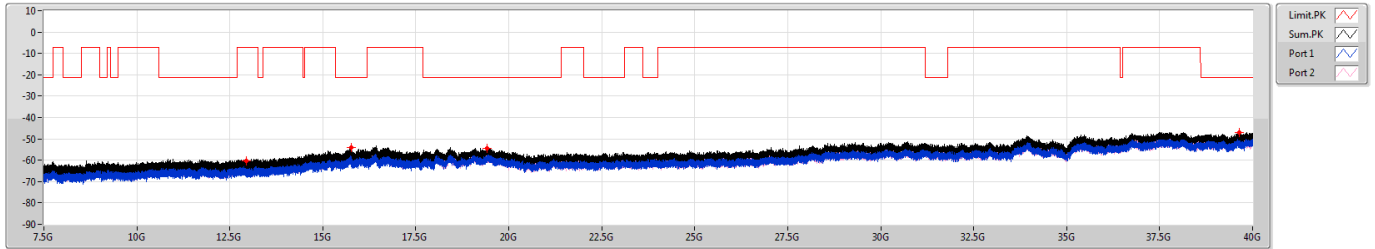




6.425-6.525GHz_802.11a_Nss1,(6Mbps)_2TX

CSE [PK]

6475MHz

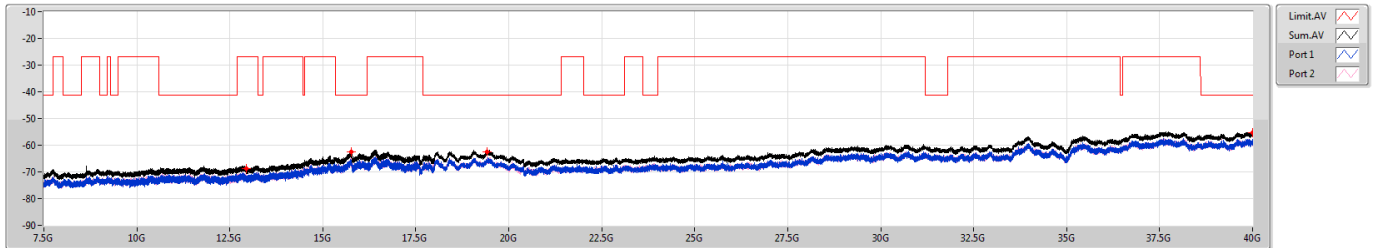


F-Start(Hz)	F-Stop(Hz)	RBW(Hz)	Type	Freq(Hz)	Psum(dBm)	P1(dBm)	P2(dBm)
7.5G	18G	1M	PK	12.94195G	-60.19	-62.64	-63.85
7.5G	18G	1M	PK	15.76284G	-54.23	-56.46	-58.19
18G	40G	1M	PK	19.42106G	-54.38	-56.91	-57.92
18G	40G	1M	PK	39.64044G	-46.85	-51.36	-48.75

6.425-6.525GHz_802.11a_Nss1,(6Mbps)_2TX

CSE [AV]

6475MHz



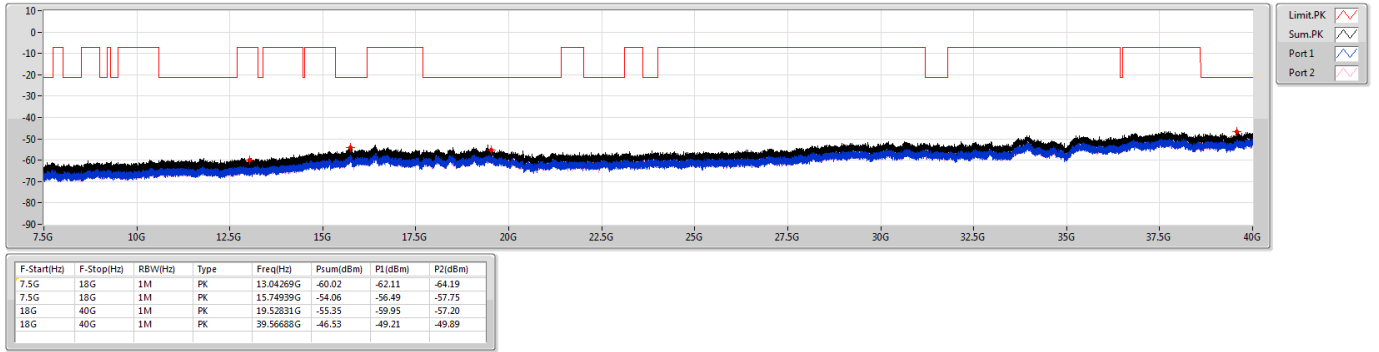
F-Start(Hz)	F-Stop(Hz)	RBW(Hz)	Type	Freq(Hz)	Psum(dBm)	P1(dBm)	P2(dBm)
7.5G	18G	1M	AV	12.94425G	-68.68	-72.74	-70.84
7.5G	18G	1M	AV	15.75497G	-62.35	-66.74	-64.31
18G	40G	1M	AV	19.42381G	-62.36	-66.16	-64.71
18G	40G	1M	AV	39.99931G	-55.24	-58.67	-57.87



6.425-6.525GHz_802.11a_Nss1,(6Mbps)_2TX

CSE [PK]

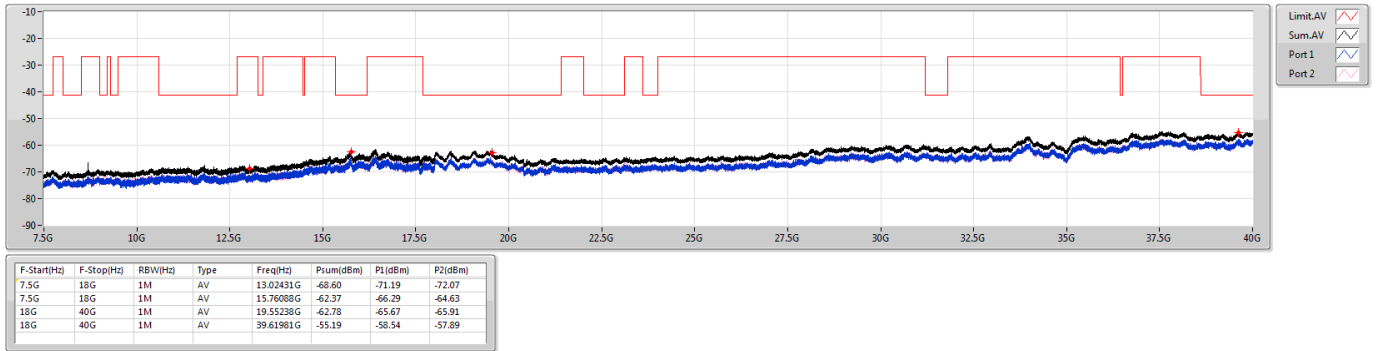
6515MHz



6.425-6.525GHz_802.11a_Nss1,(6Mbps)_2TX

CSE [AV]

6515MHz

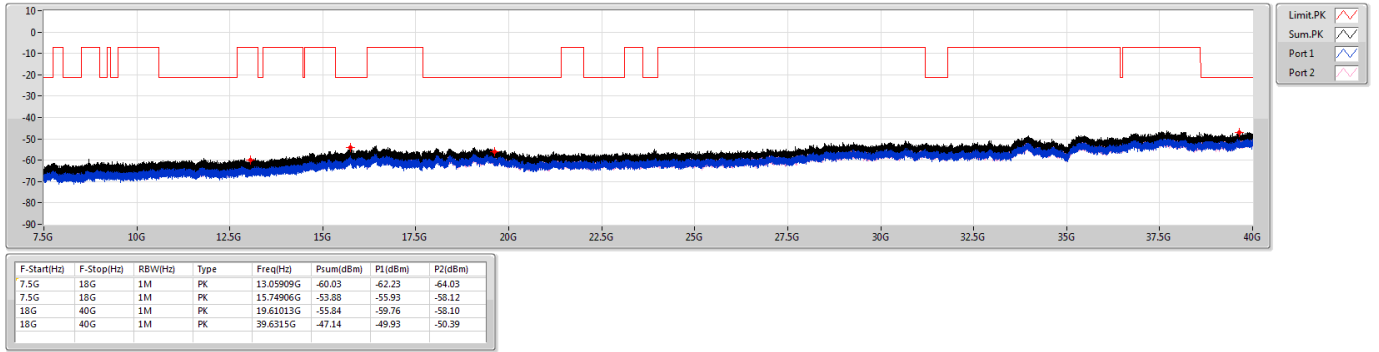




6.525-6.875GHz_802.11a_Nss1,(6Mbps)_2TX

CSE [PK]

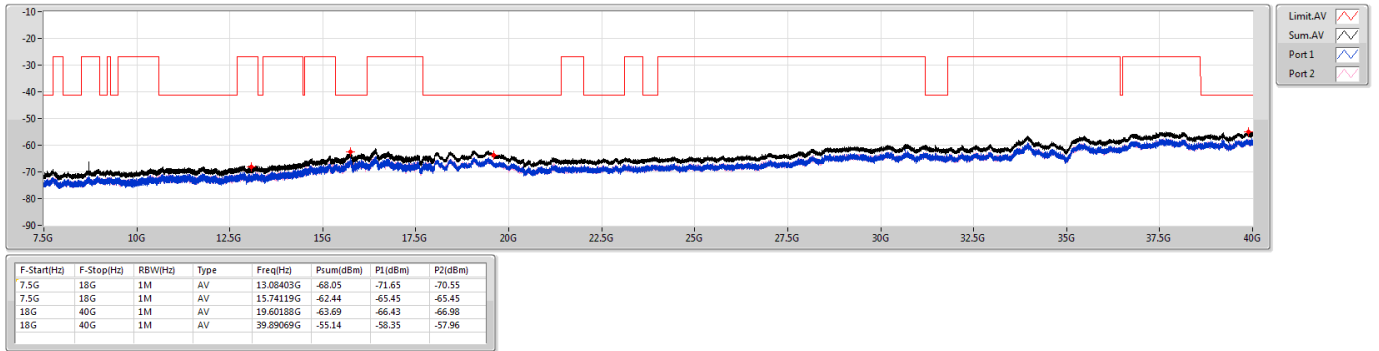
6535MHz



6.525-6.875GHz_802.11a_Nss1,(6Mbps)_2TX

CSE [AV]

6535MHz

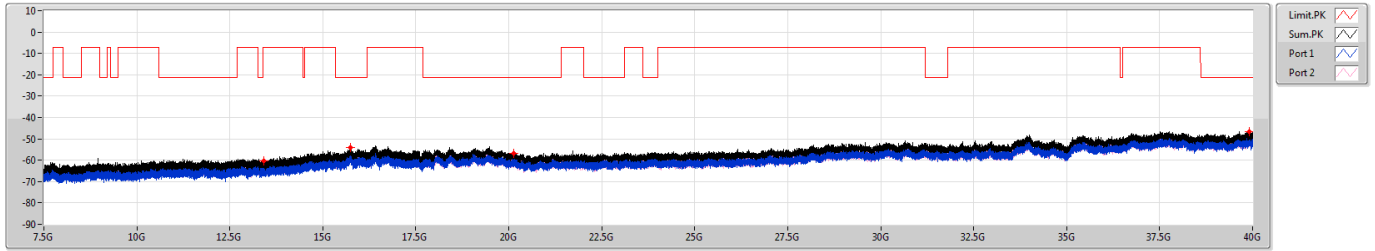




6.525-6.875GHz_802.11a_Nss1,(6Mbps)_2TX

CSE [PK]

6715MHz

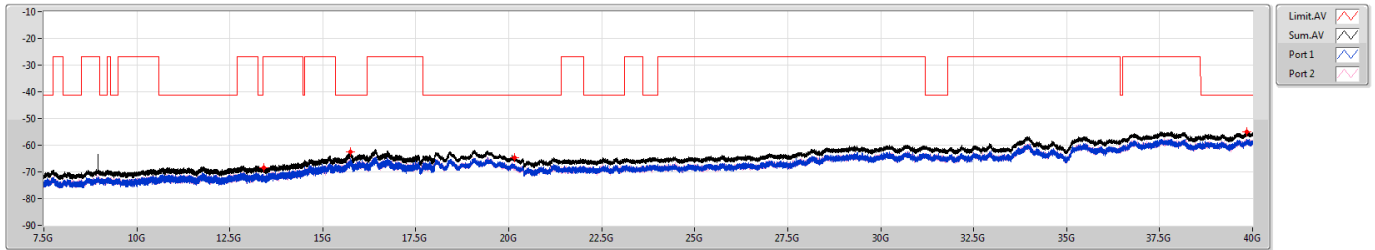


F-Start(Hz)	F-Stop(Hz)	RBW(Hz)	Type	Freq(Hz)	Psum(dBm)	P1(dBm)	P2(dBm)
7.5G	18G	1M	PK	13.42298G	-60.44	-64.94	-62.34
7.5G	18G	1M	PK	15.73298G	-54.08	-55.99	-58.56
18G	40G	1M	PK	20.14363G	-56.73	-59.56	-59.92
18G	40G	1M	PK	39.91063G	-46.53	-50.44	-48.79

6.525-6.875GHz_802.11a_Nss1,(6Mbps)_2TX

CSE [AV]

6715MHz



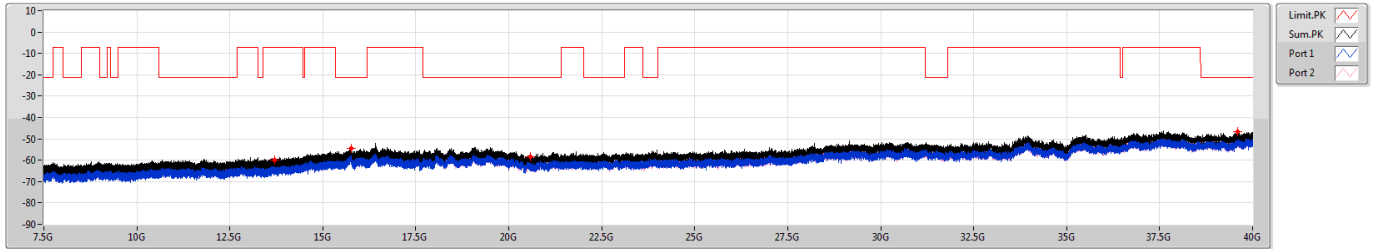
F-Start(Hz)	F-Stop(Hz)	RBW(Hz)	Type	Freq(Hz)	Psum(dBm)	P1(dBm)	P2(dBm)
7.5G	18G	1M	AV	13.42397G	-68.55	-72.40	-70.85
7.5G	18G	1M	AV	15.75169G	-62.48	-65.01	-66.04
18G	40G	1M	AV	20.145G	-64.58	-67.16	-68.06
18G	40G	1M	AV	39.84119G	-55.09	-57.84	-58.37



6.525-6.875GHz_802.11a_Nss1,(6Mbps)_2TX

CSE [PK]

6855MHz

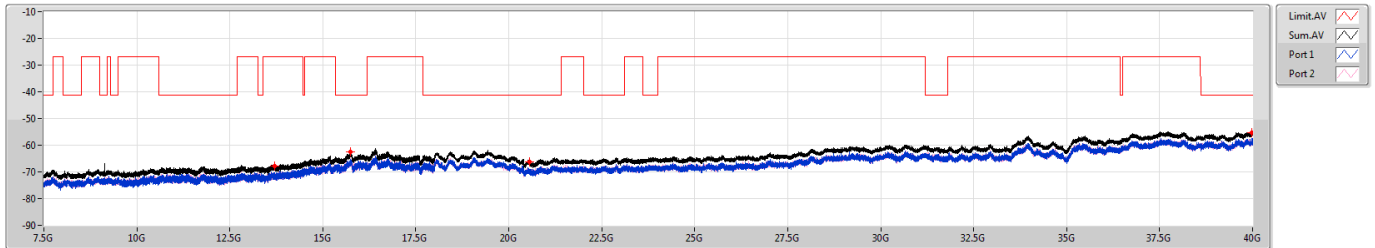


F-Start(Hz)	F-Stop(Hz)	RBW(Hz)	Type	Freq(Hz)	Psum(dBm)	P1(dBm)	P2(dBm)
7.5G	18G	1M	PK	13.71042G	-59.74	-63.62	-62.03
7.5G	18G	1M	PK	15.75891G	-54.53	-59.70	-56.11
18G	40G	1M	PK	20.57675G	-58.26	-61.67	-60.91
18G	40G	1M	PK	39.60263G	-46.48	-50.45	-48.71

6.525-6.875GHz_802.11a_Nss1,(6Mbps)_2TX

CSE [AV]

6855MHz



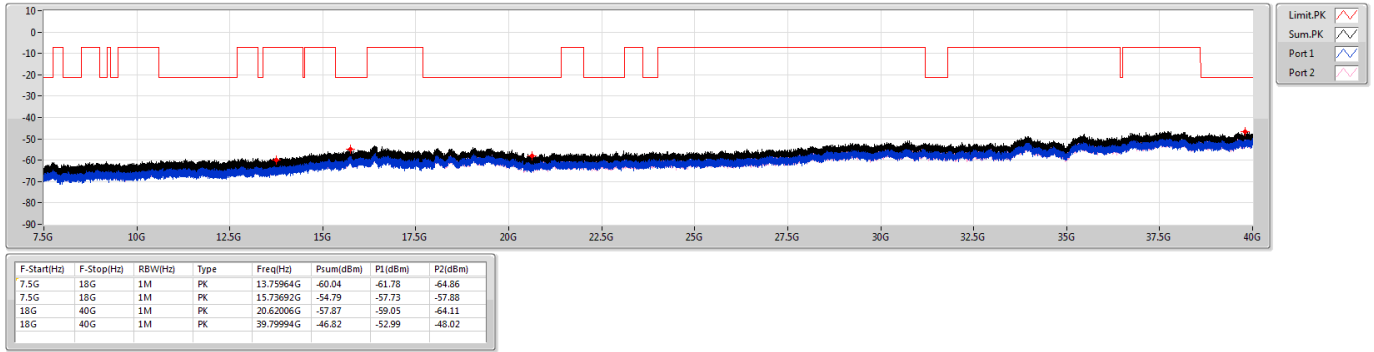
F-Start(Hz)	F-Stop(Hz)	RBW(Hz)	Type	Freq(Hz)	Psum(dBm)	P1(dBm)	P2(dBm)
7.5G	18G	1M	AV	13.70156G	-67.69	-70.97	-70.45
7.5G	18G	1M	AV	15.75366G	-62.43	-65.77	-65.13
18G	40G	1M	AV	20.552G	-66.29	-69.30	-69.30
18G	40G	1M	AV	39.98556G	-55.19	-57.65	-58.82



6.525-6.875GHz_802.11a_Nss1,(6Mbps)_2TX

CSE [PK]

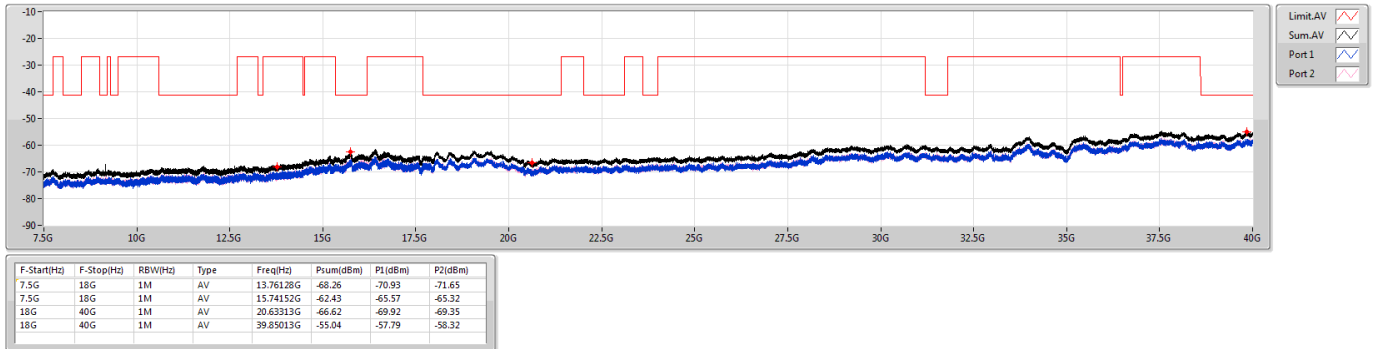
6875MHz Straddle 6.525-6.875GHz



6.525-6.875GHz_802.11a_Nss1,(6Mbps)_2TX

CSE [AV]

6875MHz Straddle 6.525-6.875GHz

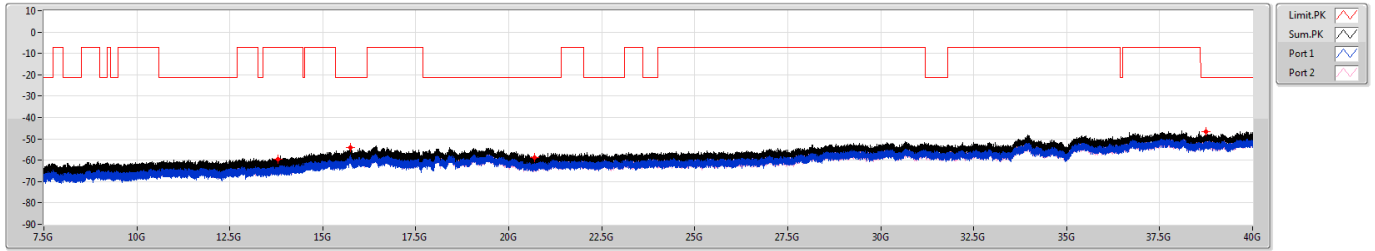




6.875-7.125GHz_802.11a_Nss1,(6Mbps)_2TX

CSE [PK]

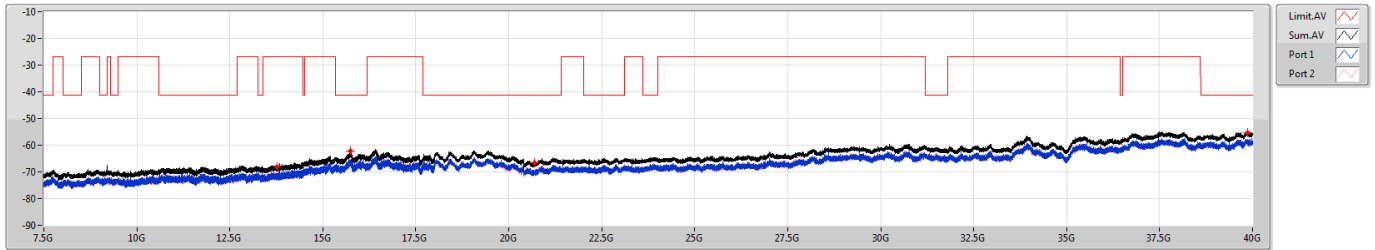
6895MHz



6.875-7.125GHz_802.11a_Nss1,(6Mbps)_2TX

CSE [AV]

6895MHz

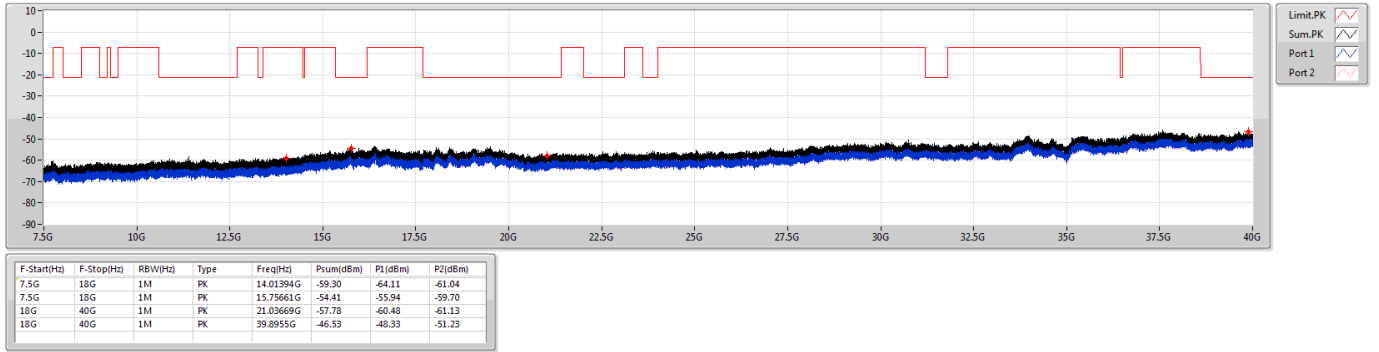




6.875-7.125GHz_802.11a_Nss1,(6Mbps)_2TX

CSE [PK]

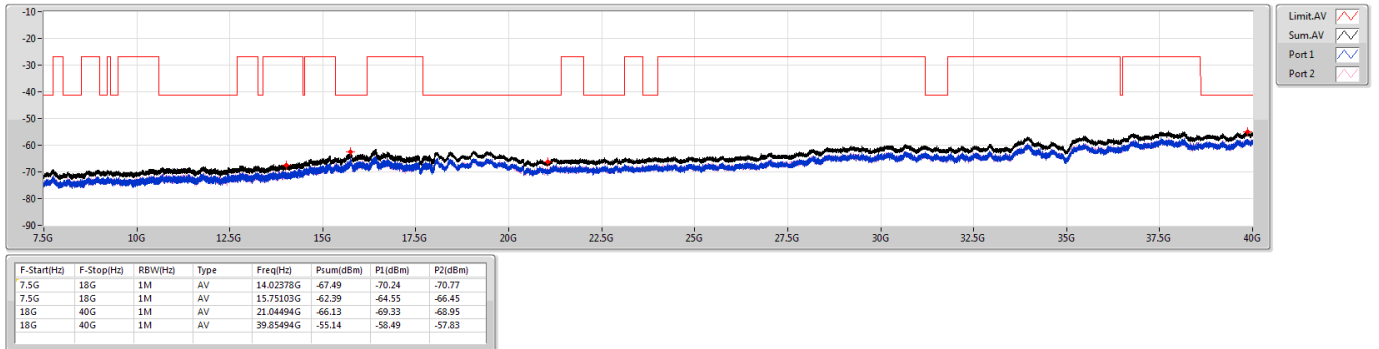
7015MHz



6.875-7.125GHz_802.11a_Nss1,(6Mbps)_2TX

CSE [AV]

7015MHz

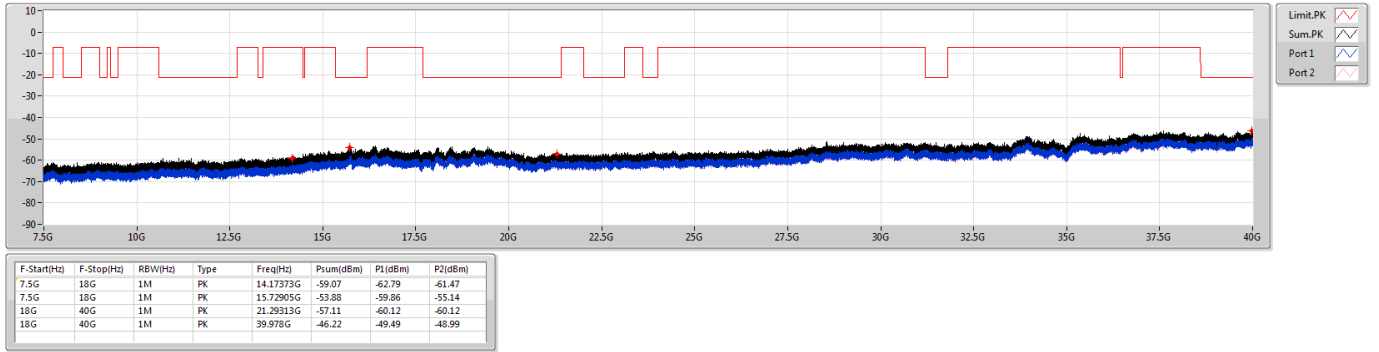




6.875-7.125GHz_802.11a_Nss1,(6Mbps)_2TX

CSE [PK]

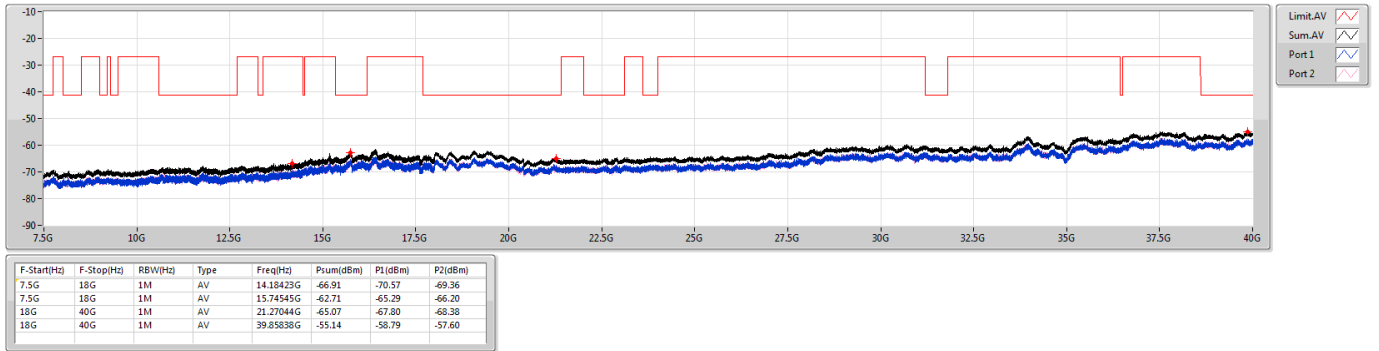
7095MHz



6.875-7.125GHz_802.11a_Nss1,(6Mbps)_2TX

CSE [AV]

7095MHz

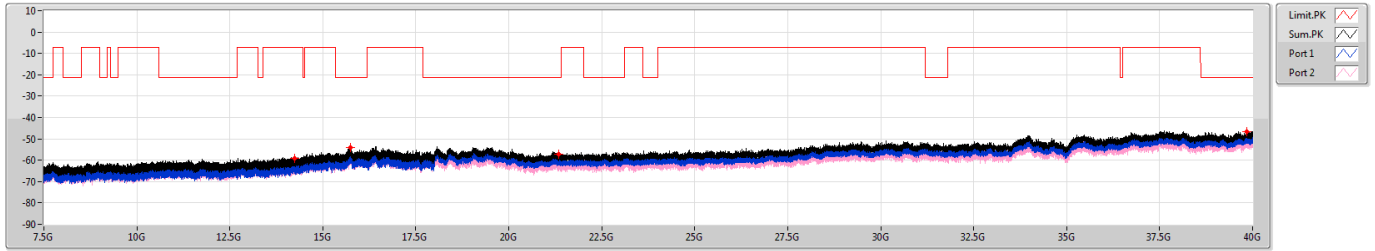




6.875-7.125GHz_802.11a_Nss1,(6Mbps)_2TX

CSE [PK]

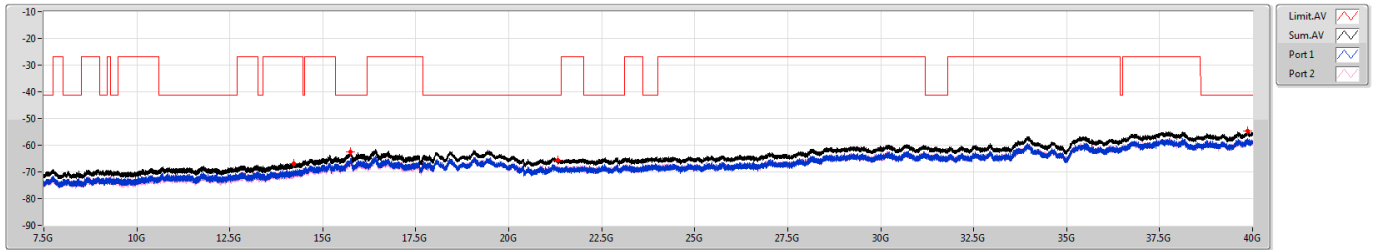
7115MHz



6.875-7.125GHz_802.11a_Nss1,(6Mbps)_2TX

CSE [AV]

7115MHz

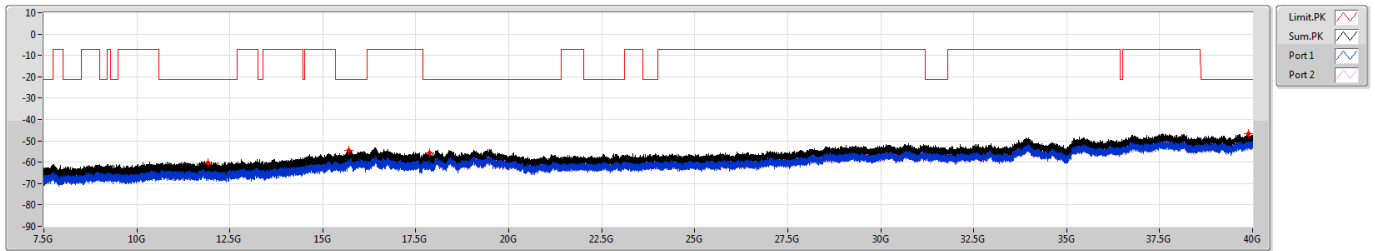




5.925-6.425GHz_802.11ax HEW20_Nss1,(MCS0)_2TX

CSE [PK]

5955MHz

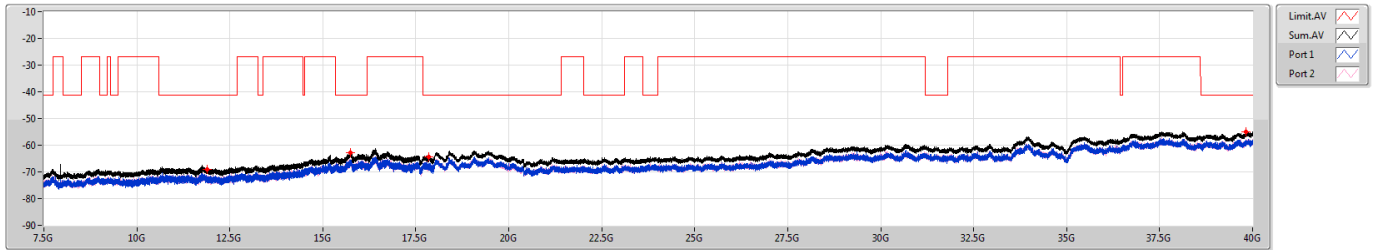


F-Start(Hz)	F-Stop(Hz)	RBW(Hz)	Type	Freq(Hz)	Psum(dBm)	P1(dBm)	P2(dBm)
7.5G	18G	1M	PK	11.91558G	-60.30	-65.42	-61.90
7.5G	18G	1M	PK	15.70181G	-54.27	-57.65	-56.94
7.5G	18G	1M	PK	17.87138G	-55.64	-60.64	-57.29
18G	40G	1M	PK	39.88588G	-46.73	-50.29	-49.26

5.925-6.425GHz_802.11ax HEW20_Nss1,(MCS0)_2TX

CSE [AV]

5955MHz



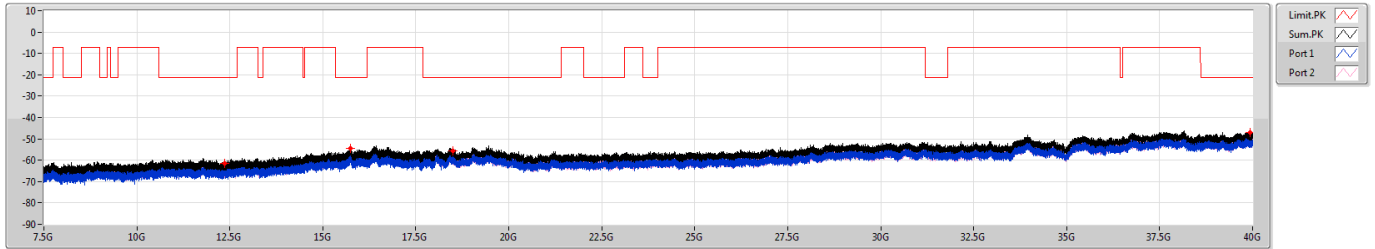
F-Start(Hz)	F-Stop(Hz)	RBW(Hz)	Type	Freq(Hz)	Psum(dBm)	P1(dBm)	P2(dBm)
7.5G	18G	1M	AV	11.89556G	-68.93	-71.85	-72.04
7.5G	18G	1M	AV	15.73823G	-62.83	-66.25	-65.46
7.5G	18G	1M	AV	17.85759G	-64.29	-67.45	-67.16
18G	40G	1M	AV	39.82606G	-54.93	-58.20	-57.69



5.925-6.425GHz_802.11ax HEW20_Nss1,(MCS0)_2TX

CSE [PK]

6175MHz

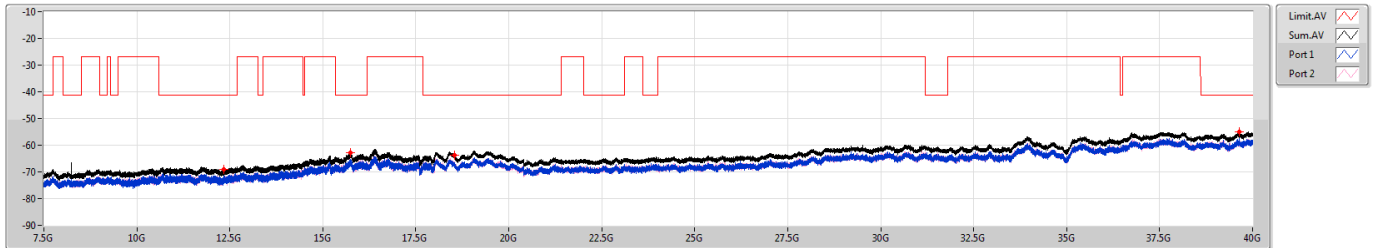


F-Start(Hz)	F-Stop(Hz)	RBW(Hz)	Type	Freq(Hz)	Psum(dBm)	P1(dBm)	P2(dBm)
7.5G	18G	1M	PK	12.36117G	-61.55	-65.05	-64.12
7.5G	18G	1M	PK	15.74578G	-54.50	-57.12	-57.93
18G	40G	1M	PK	18.50806G	-55.43	-59.28	-57.73
18G	40G	1M	PK	39.93813G	-46.93	-49.42	-50.53

5.925-6.425GHz_802.11ax HEW20_Nss1,(MCS0)_2TX

CSE [AV]

6175MHz



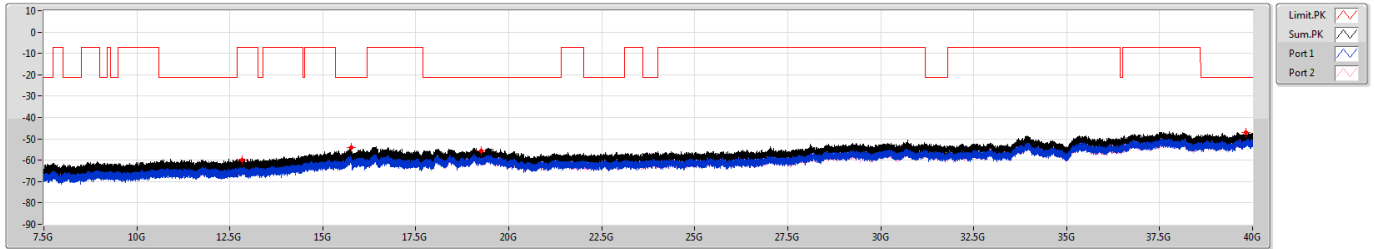
F-Start(Hz)	F-Stop(Hz)	RBW(Hz)	Type	Freq(Hz)	Psum(dBm)	P1(dBm)	P2(dBm)
7.5G	18G	1M	AV	12.33263G	-69.07	-71.64	-72.56
7.5G	18G	1M	AV	15.74119G	-62.75	-65.45	-66.10
18G	40G	1M	AV	18.5335G	-63.85	-67.53	-66.28
18G	40G	1M	AV	39.64319G	-54.87	-57.36	-58.48



5.925-6.425GHz_802.11ax_HEW20_Nss1,(MCS0)_2TX

CSE [PK]

6415MHz

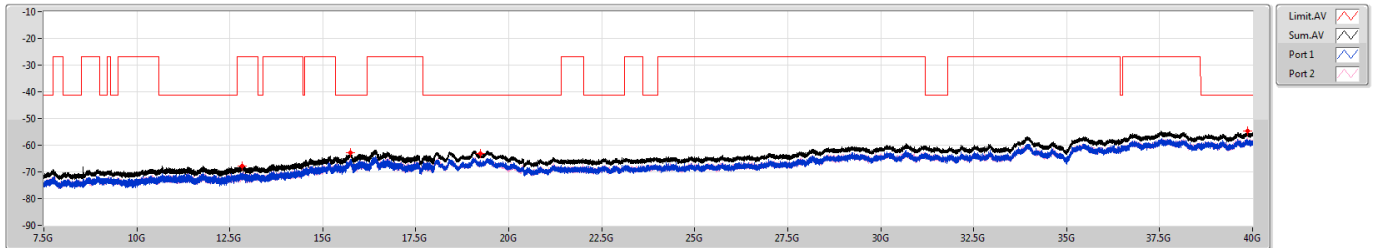


F-Start(Hz)	F-Stop(Hz)	RBW(Hz)	Type	Freq(Hz)	Psum(dBm)	P1(dBm)	P2(dBm)
7.5G	18G	1M	PK	12.8235G	-59.83	-62.12	-63.71
7.5G	18G	1M	PK	15.75694G	-54.25	-57.67	-56.88
18G	40G	1M	PK	19.25331G	-55.51	-58.33	-58.72
18G	40G	1M	PK	39.8295G	-46.89	-52.73	-48.20

5.925-6.425GHz_802.11ax_HEW20_Nss1,(MCS0)_2TX

CSE [AV]

6415MHz



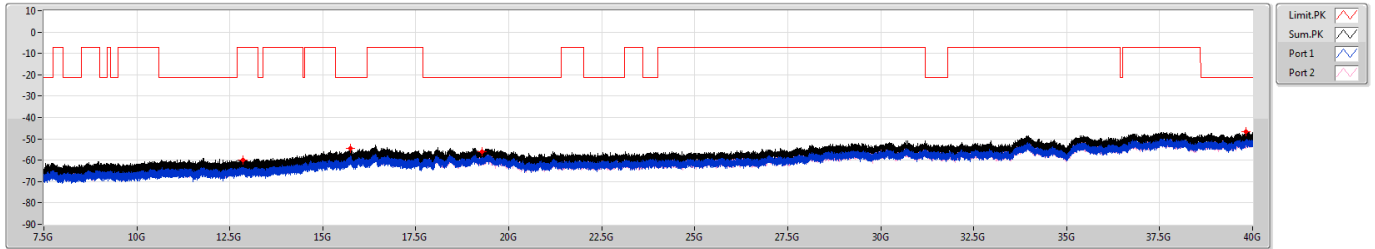
F-Start(Hz)	F-Stop(Hz)	RBW(Hz)	Type	Freq(Hz)	Psum(dBm)	P1(dBm)	P2(dBm)
7.5G	18G	1M	AV	12.82022G	-67.93	-70.66	-71.23
7.5G	18G	1M	AV	15.73758G	-62.77	-65.34	-66.26
18G	40G	1M	AV	19.24575G	-63.18	-65.75	-66.68
18G	40G	1M	AV	39.85563G	-54.79	-58.49	-57.21



6.425-6.525GHz_802.11ax_HEW20_Nss1,(MCS0)_2TX

CSE [PK]

6435MHz

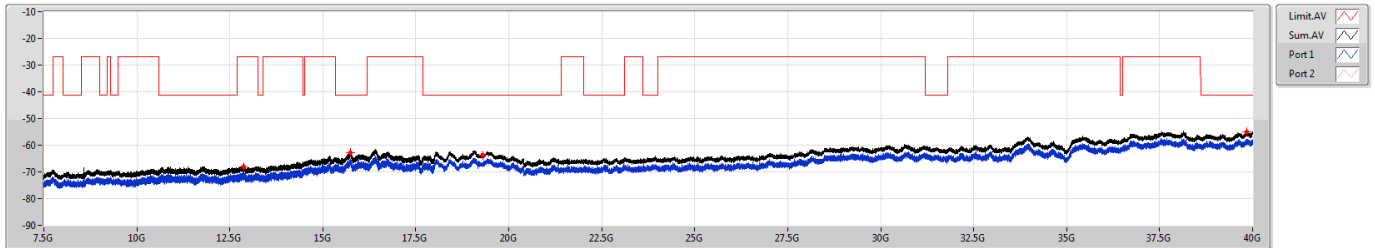


F-Start(Hz)	F-Stop(Hz)	RBW(Hz)	Type	Freq(Hz)	Psum(dBm)	P1(dBm)	P2(dBm)
7.5G	18G	1M	PK	12.86091G	-59.93	-63.09	-62.79
7.5G	18G	1M	PK	15.73955G	-54.57	-58.30	-56.97
18G	40G	1M	PK	19.29181G	-56.00	-58.98	-59.04
18G	40G	1M	PK	39.82125G	-46.51	-48.17	-51.49

6.425-6.525GHz_802.11ax_HEW20_Nss1,(MCS0)_2TX

CSE [AV]

6435MHz



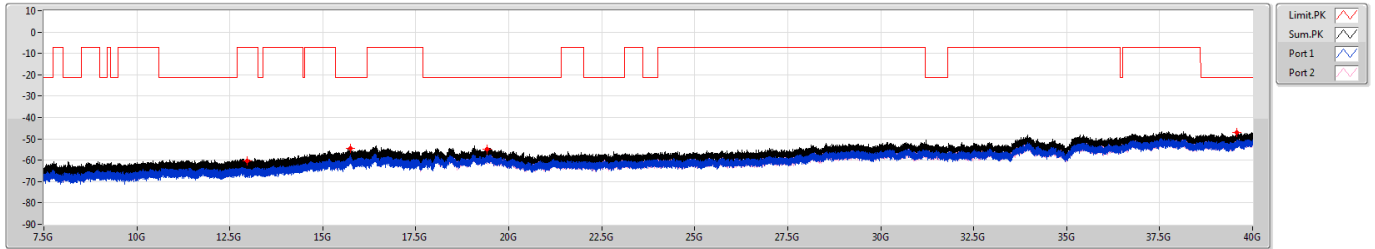
F-Start(Hz)	F-Stop(Hz)	RBW(Hz)	Type	Freq(Hz)	Psum(dBm)	P1(dBm)	P2(dBm)
7.5G	18G	1M	AV	12.86616G	-67.98	-70.80	-71.19
7.5G	18G	1M	AV	15.74513G	-62.77	-66.34	-65.29
18G	40G	1M	AV	19.3035G	-63.75	-66.91	-66.62
18G	40G	1M	AV	39.85013G	-54.97	-57.92	-58.05



6.425-6.525GHz_802.11ax HEW20_Nss1,(MCS0)_2TX

CSE [PK]

6475MHz

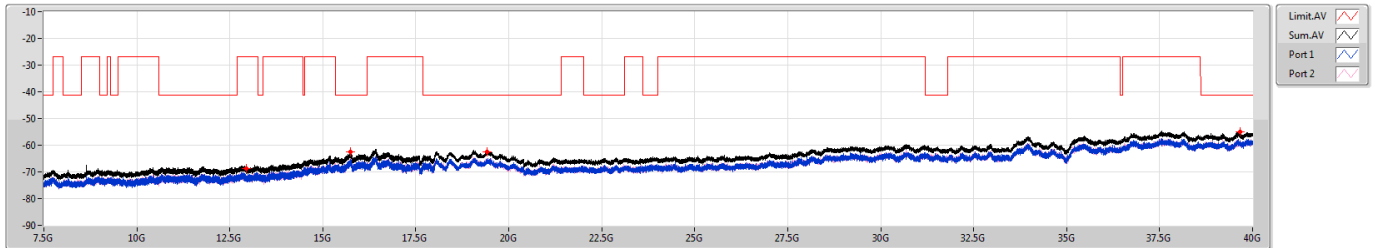


F-Start(Hz)	F-Stop(Hz)	RBW(Hz)	Type	Freq(Hz)	Psum(dBm)	P1(dBm)	P2(dBm)
7.5G	18G	1M	PK	12.96755G	-60.15	-64.17	-62.34
7.5G	18G	1M	PK	15.75005G	-54.60	-58.68	-56.76
18G	40G	1M	PK	19.4245G	-54.86	-58.73	-57.15
18G	40G	1M	PK	39.58269G	-47.14	-49.75	-50.60

6.425-6.525GHz_802.11ax HEW20_Nss1,(MCS0)_2TX

CSE [AV]

6475MHz



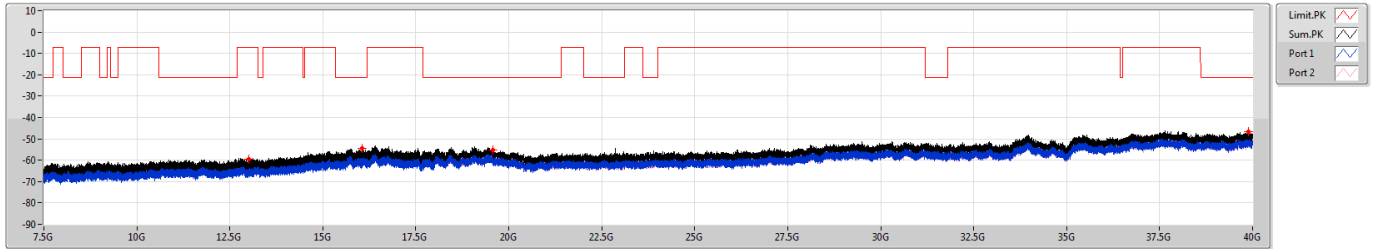
F-Start(Hz)	F-Stop(Hz)	RBW(Hz)	Type	Freq(Hz)	Psum(dBm)	P1(dBm)	P2(dBm)
7.5G	18G	1M	AV	12.93277G	-68.60	-72.12	-71.16
7.5G	18G	1M	AV	15.73167G	-62.49	-65.63	-65.38
18G	40G	1M	AV	19.42244G	-62.51	-65.52	-65.52
18G	40G	1M	AV	39.65419G	-55.15	-58.29	-58.03



6.425-6.525GHz_802.11ax_HEW20_Nss1,(MCS0)_2TX

CSE [PK]

6515MHz

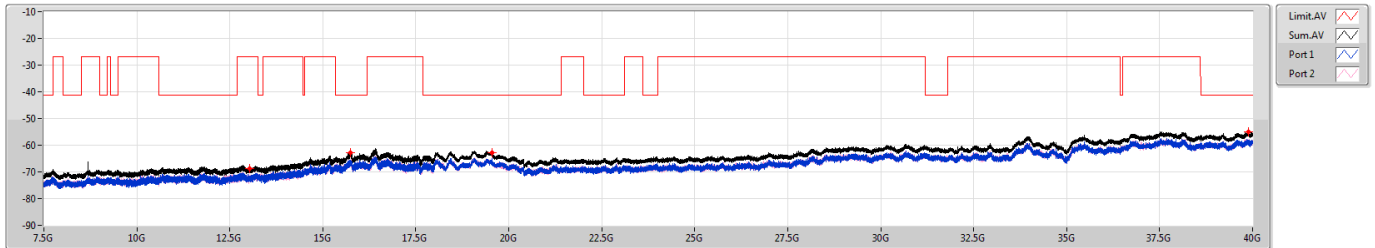


F-Start(Hz)	F-Stop(Hz)	RBW(Hz)	Type	Freq(Hz)	Psum(dBm)	P1(dBm)	P2(dBm)
7.5G	18G	1M	PK	13.01677G	-59.53	-63.03	-62.10
7.5G	18G	1M	PK	16.04864G	-54.51	-57.65	-57.39
18G	40G	1M	PK	19.56269G	-55.13	-56.97	-59.75
18G	40G	1M	PK	39.88519G	-46.81	-52.00	-48.37

6.425-6.525GHz_802.11ax_HEW20_Nss1,(MCS0)_2TX

CSE [AV]

6515MHz



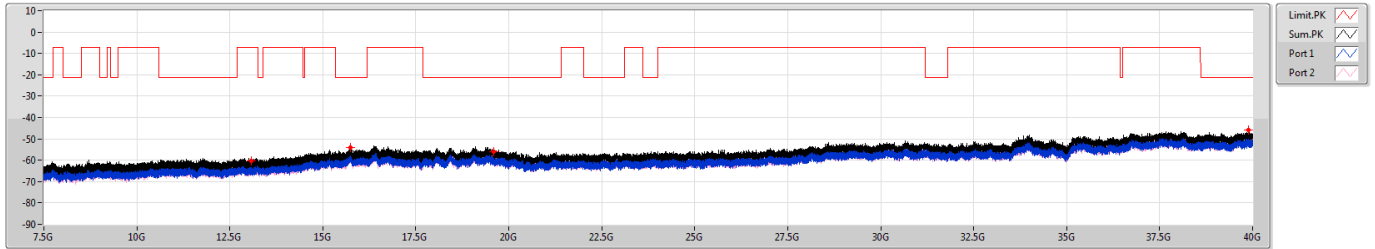
F-Start(Hz)	F-Stop(Hz)	RBW(Hz)	Type	Freq(Hz)	Psum(dBm)	P1(dBm)	P2(dBm)
7.5G	18G	1M	AV	13.02267G	-68.68	-71.52	-71.87
7.5G	18G	1M	AV	15.74119G	-62.69	-65.57	-65.83
18G	40G	1M	AV	19.55375G	-62.77	-64.86	-66.96
18G	40G	1M	AV	39.88244G	-55.08	-58.16	-58.03



6.525-6.875GHz_802.11ax_HEW20_Nss1,(MCS0)_2TX

CSE [PK]

6535MHz

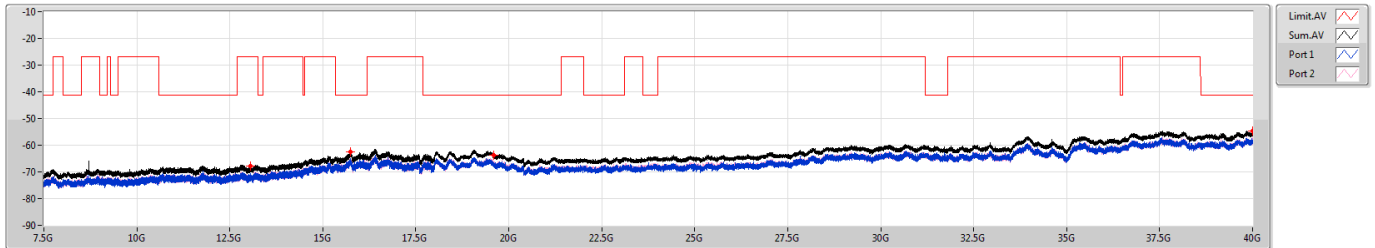


F-Start(Hz)	F-Stop(Hz)	RBW(Hz)	Type	Freq(Hz)	Psum(dBm)	P1(dBm)	P2(dBm)
7.5G	18G	1M	PK	13.07353G	-60.46	-62.60	-64.57
7.5G	18G	1M	PK	15.74119G	-54.17	-57.93	-56.54
18G	40G	1M	PK	19.58744G	-56.02	-59.03	-59.03
18G	40G	1M	PK	39.88381G	-46.01	-48.82	-49.24

6.525-6.875GHz_802.11ax_HEW20_Nss1,(MCS0)_2TX

CSE [AV]

6535MHz



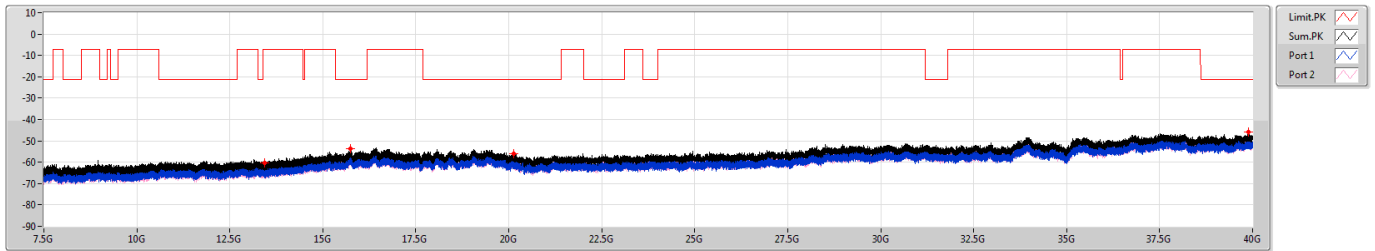
F-Start(Hz)	F-Stop(Hz)	RBW(Hz)	Type	Freq(Hz)	Psum(dBm)	P1(dBm)	P2(dBm)
7.5G	18G	1M	AV	13.06598G	-67.92	-71.44	-70.48
7.5G	18G	1M	AV	15.74152G	-62.35	-64.88	-65.91
18G	40G	1M	AV	19.5895G	-63.78	-66.65	-66.93
18G	40G	1M	AV	39.99381G	-54.65	-58.27	-57.12



6.525-6.875GHz_802.11ax_HEW20_Nss1,(MCS0)_2TX

CSE [PK]

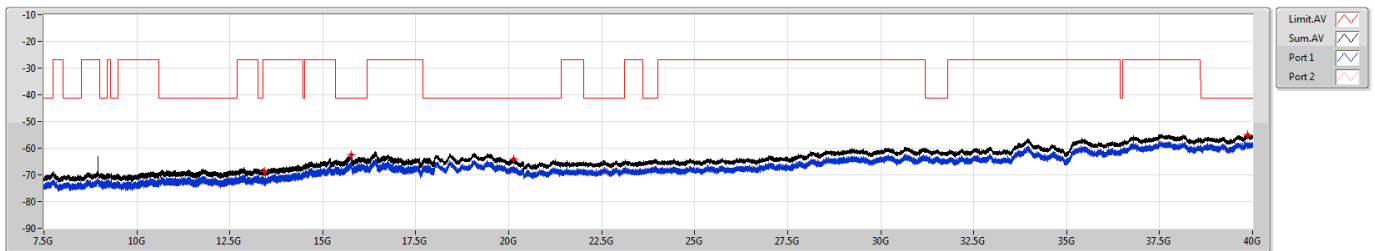
6715MHz



6.525-6.875GHz_802.11ax_HEW20_Nss1,(MCS0)_2TX

CSE [AV]

6715MHz

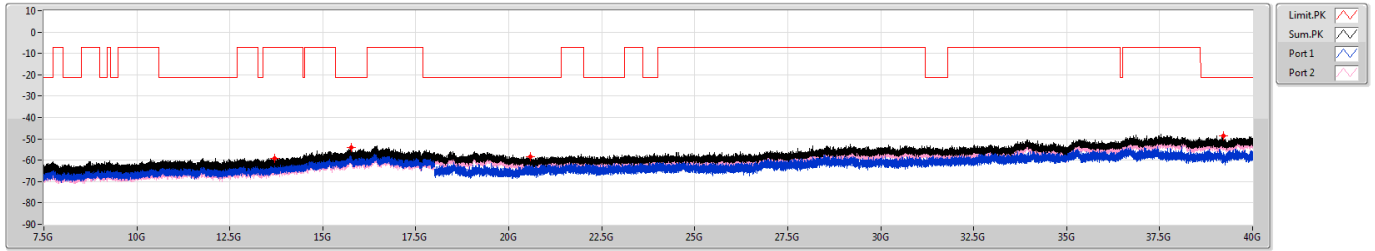




6.525-6.875GHz_802.11ax_HEW20_Nss1,(MCS0)_2TX

CSE [PK]

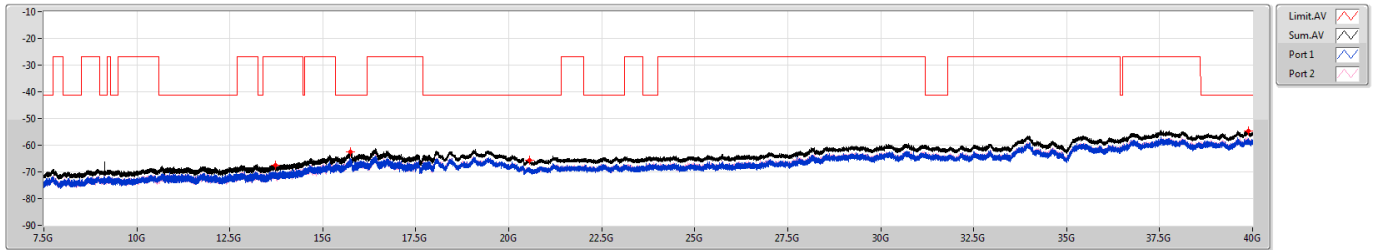
6855MHz



6.525-6.875GHz_802.11ax_HEW20_Nss1,(MCS0)_2TX

CSE [AV]

6855MHz

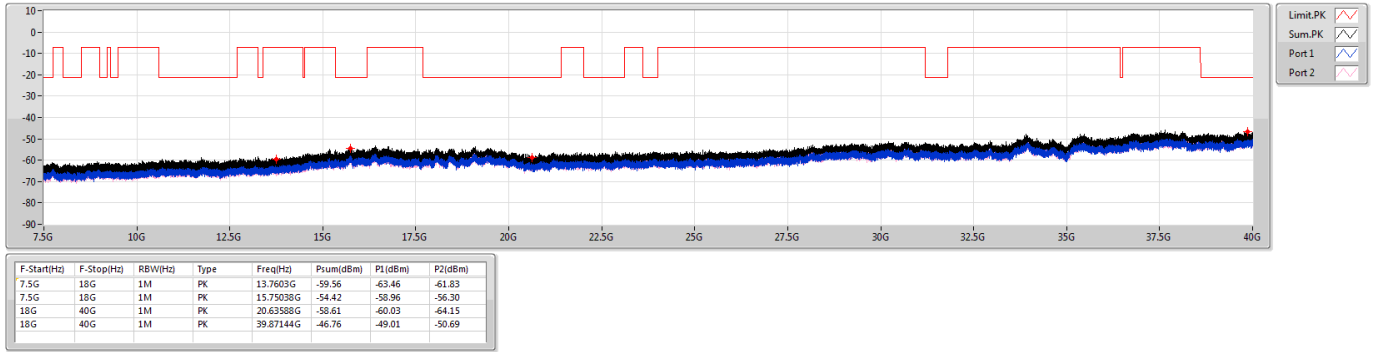




6.525-6.875GHz_802.11ax HEW20_Nss1,(MCS0)_2TX

CSE [PK]

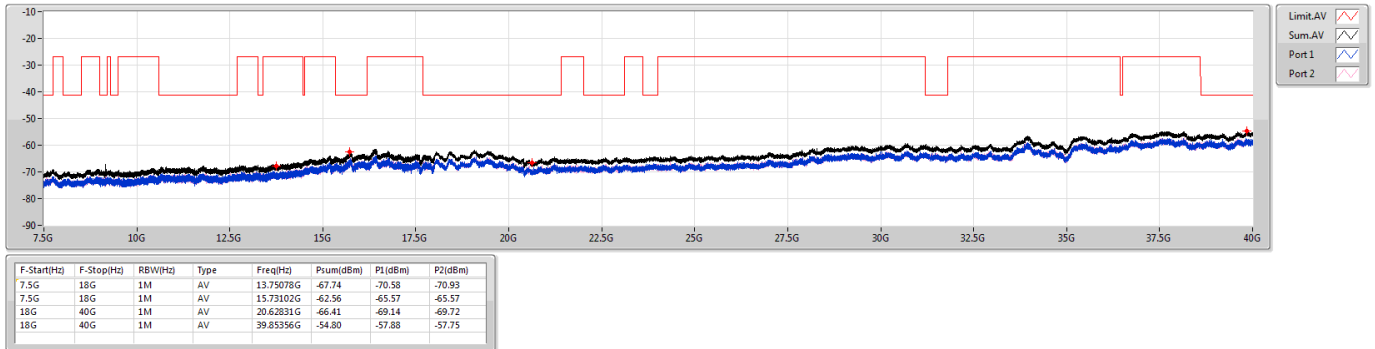
6875MHz Straddle 6.525-6.875GHz



6.525-6.875GHz_802.11ax HEW20_Nss1,(MCS0)_2TX

CSE [AV]

6875MHz Straddle 6.525-6.875GHz

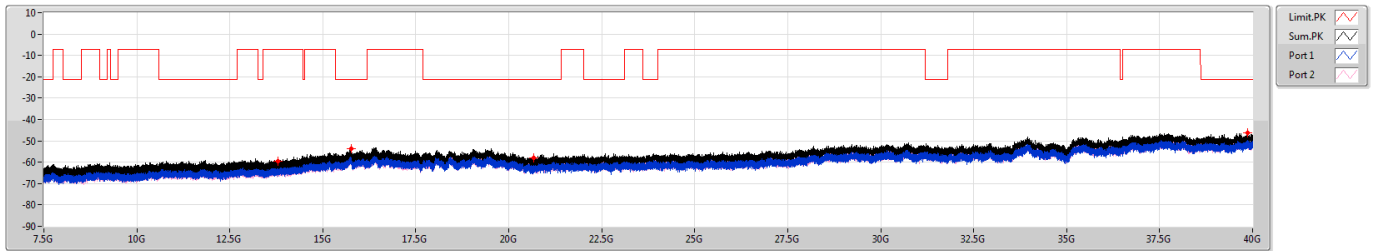




6.875-7.125GHz_802.11ax HEW20_Nss1,(MCS0)_2TX

CSE [PK]

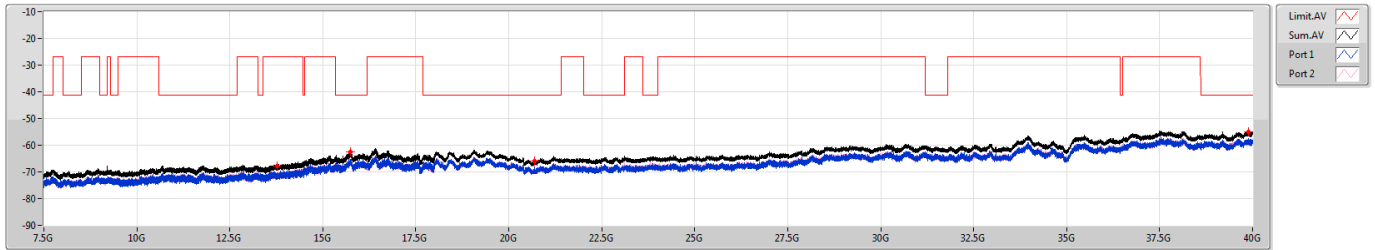
6895MHz



6.875-7.125GHz_802.11ax HEW20_Nss1,(MCS0)_2TX

CSE [AV]

6895MHz

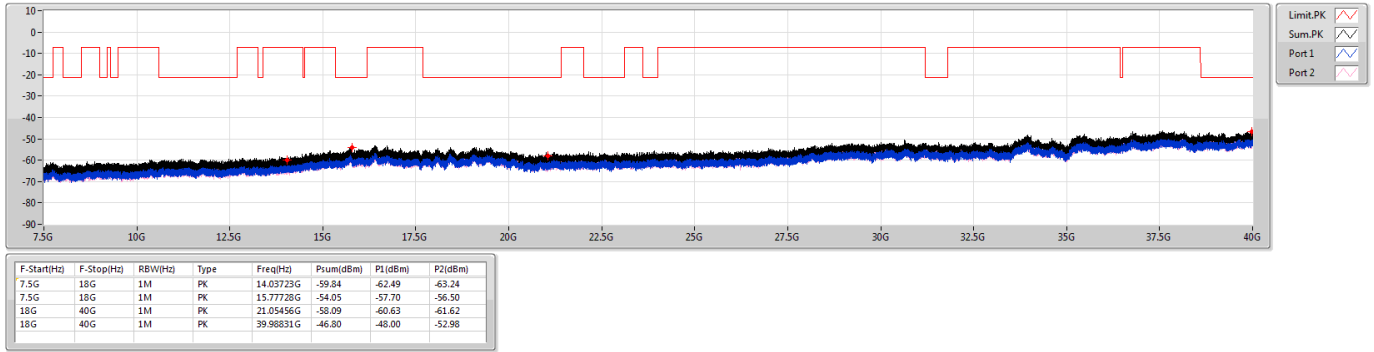




6.875-7.125GHz_802.11ax HEW20_Nss1,(MCS0)_2TX

CSE [PK]

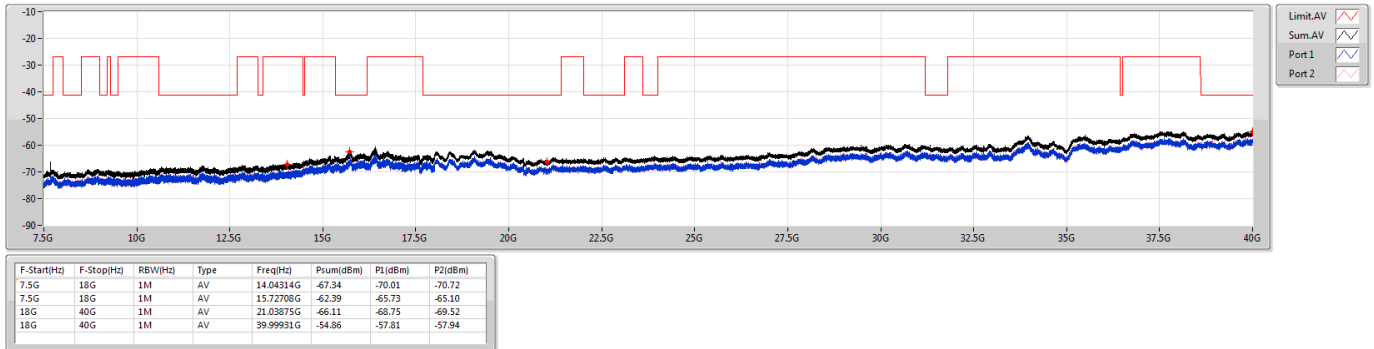
7015MHz



6.875-7.125GHz_802.11ax HEW20_Nss1,(MCS0)_2TX

CSE [AV]

7015MHz

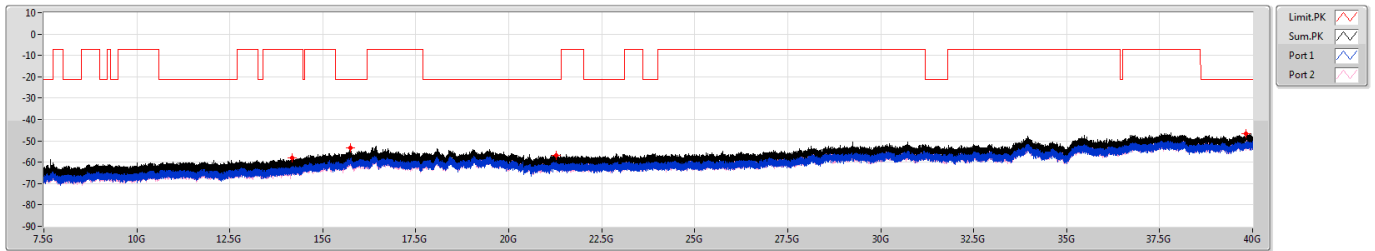




6.875-7.125GHz_802.11ax HEW20_Nss1,(MCS0)_2TX

CSE [PK]

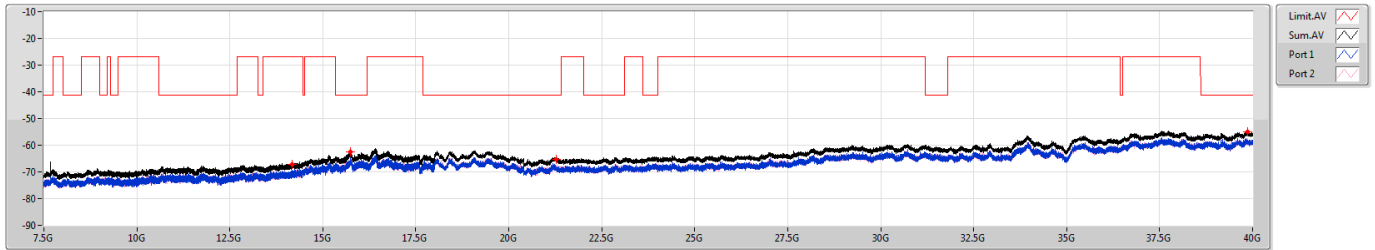
7095MHz



6.875-7.125GHz_802.11ax HEW20_Nss1,(MCS0)_2TX

CSE [AV]

7095MHz

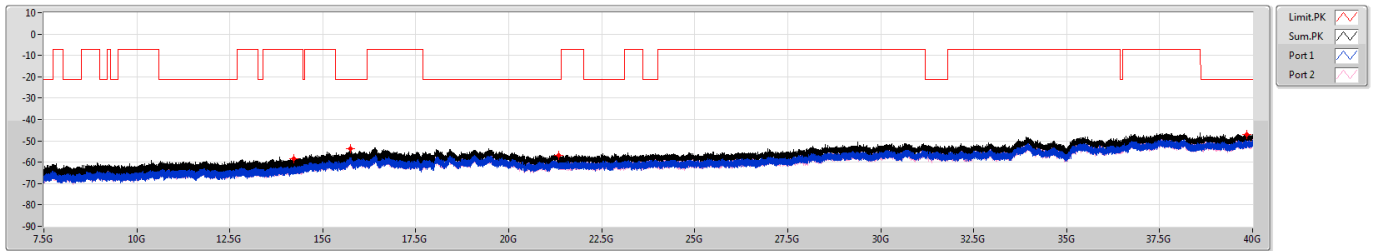




6.875-7.125GHz_802.11ax HEW20_Nss1,(MCS0)_2TX

CSE [PK]

7115MHz

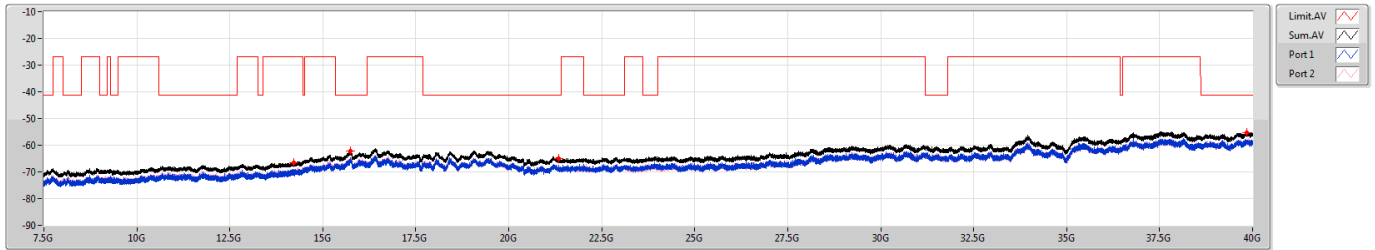


F-Start(Hz)	F-Stop(Hz)	RBW(Hz)	Type	Freq(Hz)	Psum(dBm)	P1(dBm)	P2(dBm)
7.5G	18G	1M	PK	14.22558G	-58.39	-64.45	-59.63
7.5G	18G	1M	PK	15.74545G	-53.84	-58.03	-55.92
18G	40G	1M	PK	21.34744G	-56.95	-59.04	-61.14
18G	40G	1M	PK	39.84188G	-46.91	-49.50	-50.38

6.875-7.125GHz_802.11ax HEW20_Nss1,(MCS0)_2TX

CSE [AV]

7115MHz



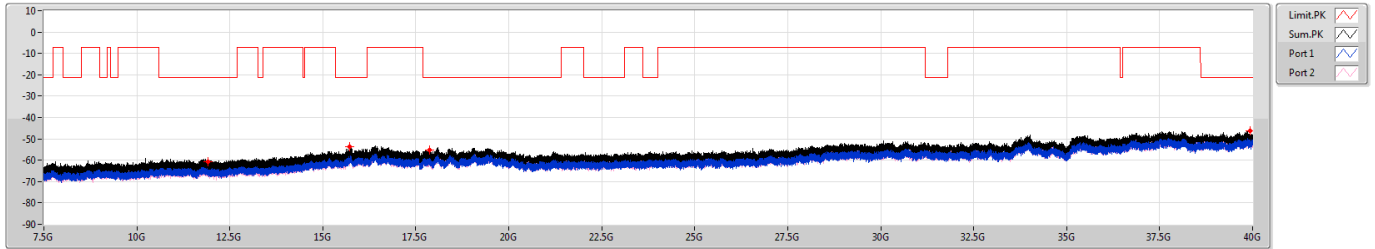
F-Start(Hz)	F-Stop(Hz)	RBW(Hz)	Type	Freq(Hz)	Psum(dBm)	P1(dBm)	P2(dBm)
7.5G	18G	1M	AV	14.22722G	-66.52	-69.13	-69.98
7.5G	18G	1M	AV	15.74414G	-62.11	-64.94	-65.31
18G	40G	1M	AV	21.35225G	-64.88	-67.63	-68.17
18G	40G	1M	AV	39.84325G	-55.23	-58.24	-58.24



5.925-6.425GHz_802.11ax_HEW40_Nss1,(MCS0)_2TX

CSE [PK]

5965MHz

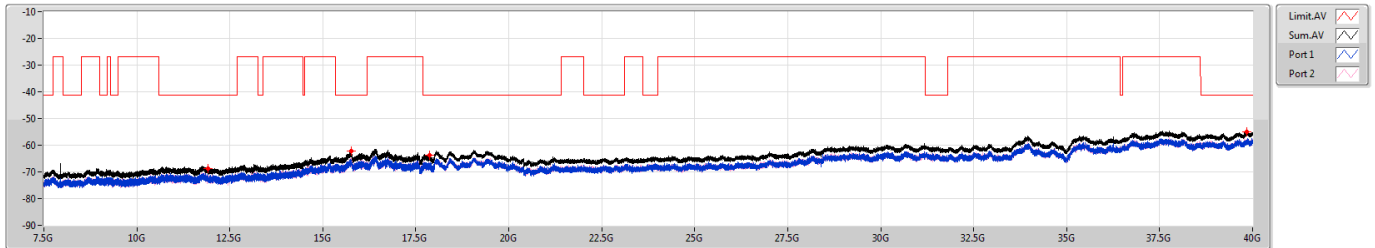


F-Start(Hz)	F-Stop(Hz)	RBW(Hz)	Type	Freq(Hz)	Psum(dBm)	P1(dBm)	P2(dBm)
7.5G	18G	1M	PK	11.91492G	-60.60	-62.44	-65.22
7.5G	18G	1M	PK	15.7297G	-53.67	-57.74	-55.83
7.5G	18G	1M	PK	17.86842G	-55.22	-56.13	-62.44
18G	40G	1M	PK	39.92575G	-46.36	-49.53	-49.21

5.925-6.425GHz_802.11ax_HEW40_Nss1,(MCS0)_2TX

CSE [AV]

5965MHz



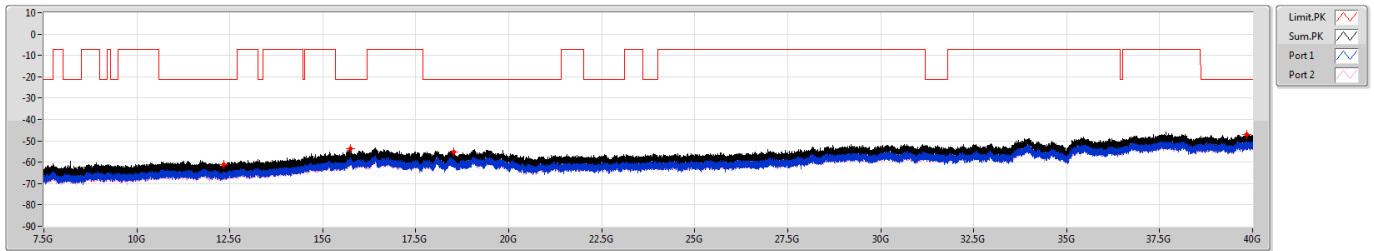
F-Start(Hz)	F-Stop(Hz)	RBW(Hz)	Type	Freq(Hz)	Psum(dBm)	P1(dBm)	P2(dBm)
7.5G	18G	1M	AV	11.90705G	-68.88	-72.29	-71.52
7.5G	18G	1M	AV	15.75497G	-62.29	-65.70	-64.94
7.5G	18G	1M	AV	17.87794G	-63.81	-67.26	-66.43
18G	40G	1M	AV	39.85219G	-55.00	-58.01	-58.01



5.925-6.425GHz_802.11ax HEW40_Nss1,(MCS0)_2TX

CSE [PK]

6165MHz

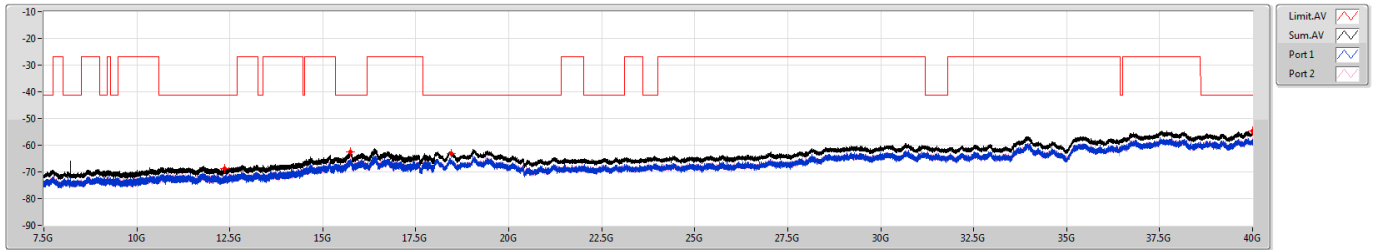


F-Start(Hz)	F-Stop(Hz)	RBW(Hz)	Type	Freq(Hz)	Psum(dBm)	P1(dBm)	P2(dBm)
7.5G	18G	1M	PK	12.34509G	-60.90	-63.46	-64.42
7.5G	18G	1M	PK	15.73988G	-53.81	-56.37	-57.32
18G	40G	1M	PK	18.517G	-55.34	-57.40	-59.57
18G	40G	1M	PK	39.83431G	-46.86	-49.52	-50.25

5.925-6.425GHz_802.11ax HEW40_Nss1,(MCS0)_2TX

CSE [AV]

6165MHz



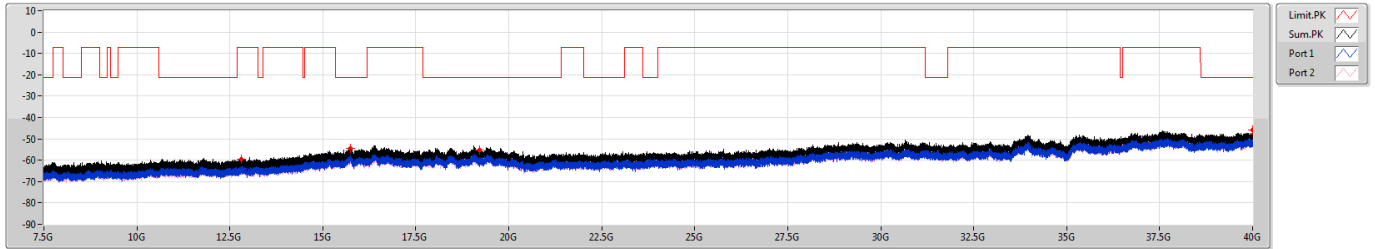
F-Start(Hz)	F-Stop(Hz)	RBW(Hz)	Type	Freq(Hz)	Psum(dBm)	P1(dBm)	P2(dBm)
7.5G	18G	1M	AV	12.35756G	-68.78	-71.70	-71.89
7.5G	18G	1M	AV	15.73331G	-62.54	-65.95	-65.18
18G	40G	1M	AV	18.46338G	-63.06	-65.88	-66.27
18G	40G	1M	AV	39.99656G	-54.68	-58.24	-57.21



5.925-6.425GHz_802.11ax_HEW40_Nss1,(MCS0)_2TX

CSE [PK]

6405MHz

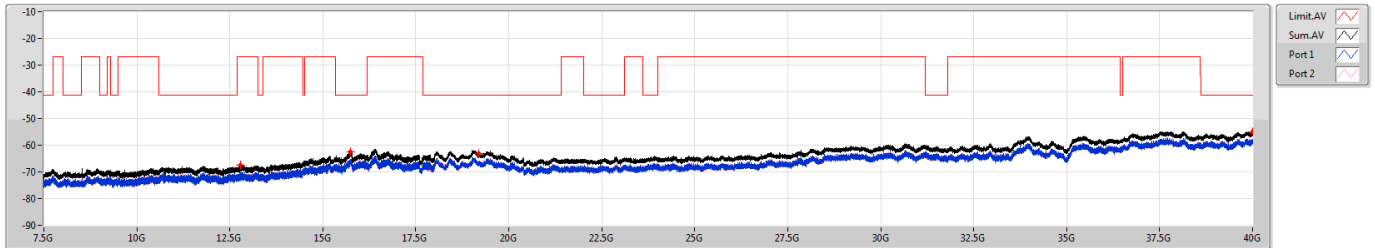


F-Start(Hz)	F-Stop(Hz)	RBW(Hz)	Type	Freq(Hz)	Psum(dBm)	P1(dBm)	P2(dBm)
7.5G	18G	1M	PK	12.81563G	-59.65	-63.62	-61.88
7.5G	18G	1M	PK	15.7448G	-54.49	-58.69	-56.56
18G	40G	1M	PK	19.20794G	-55.27	-58.31	-58.25
18G	40G	1M	PK	39.99313G	-46.00	-51.03	-47.63

5.925-6.425GHz_802.11ax_HEW40_Nss1,(MCS0)_2TX

CSE [AV]

6405MHz



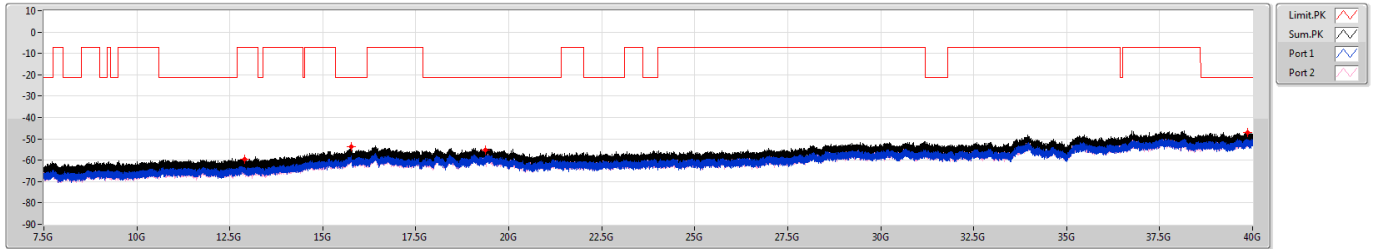
F-Start(Hz)	F-Stop(Hz)	RBW(Hz)	Type	Freq(Hz)	Psum(dBm)	P1(dBm)	P2(dBm)
7.5G	18G	1M	AV	12.79528G	-67.39	-70.40	-70.40
7.5G	18G	1M	AV	15.75202G	-62.44	-65.58	-65.32
18G	40G	1M	AV	19.18731G	-63.24	-66.74	-65.81
18G	40G	1M	AV	39.99725G	-55.08	-57.96	-58.23



6.425-6.525GHz_802.11ax_HEW40_Nss1,(MCS0)_2TX

CSE [PK]

6445MHz

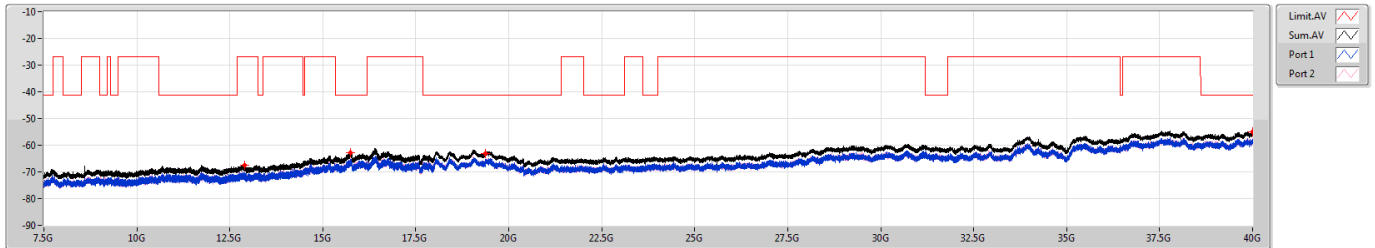


F-Start(Hz)	F-Stop(Hz)	RBW(Hz)	Type	Freq(Hz)	Psum(dBm)	P1(dBm)	P2(dBm)
7.5G	18G	1M	PK	12.89372G	-59.52	-60.74	-65.64
7.5G	18G	1M	PK	15.76186G	-53.54	-57.73	-55.62
18G	40G	1M	PK	19.36263G	-55.06	-58.15	-57.99
18G	40G	1M	PK	39.87075G	-47.00	-50.36	-49.68

6.425-6.525GHz_802.11ax_HEW40_Nss1,(MCS0)_2TX

CSE [AV]

6445MHz



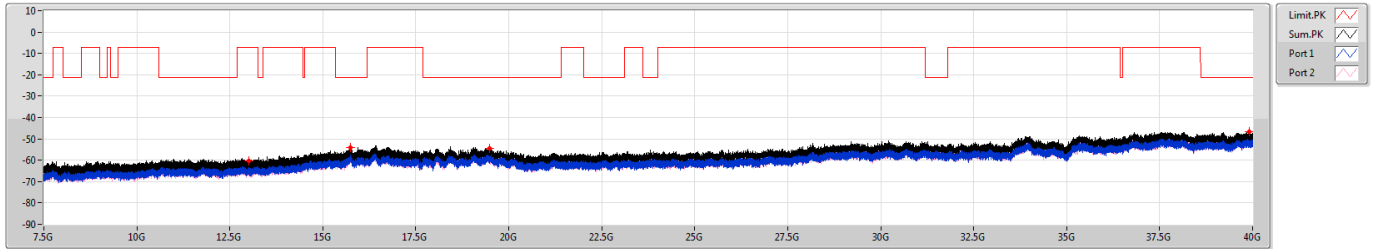
F-Start(Hz)	F-Stop(Hz)	RBW(Hz)	Type	Freq(Hz)	Psum(dBm)	P1(dBm)	P2(dBm)
7.5G	18G	1M	AV	12.89995G	-67.64	-70.38	-70.94
7.5G	18G	1M	AV	15.74217G	-62.69	-65.64	-65.77
18G	40G	1M	AV	19.36744G	-63.06	-65.87	-66.27
18G	40G	1M	AV	39.99244G	-54.87	-58.15	-57.63



6.425-6.525GHz_802.11ax HEW40_Nss1,(MCS0)_2TX

CSE [PK]

6485MHz

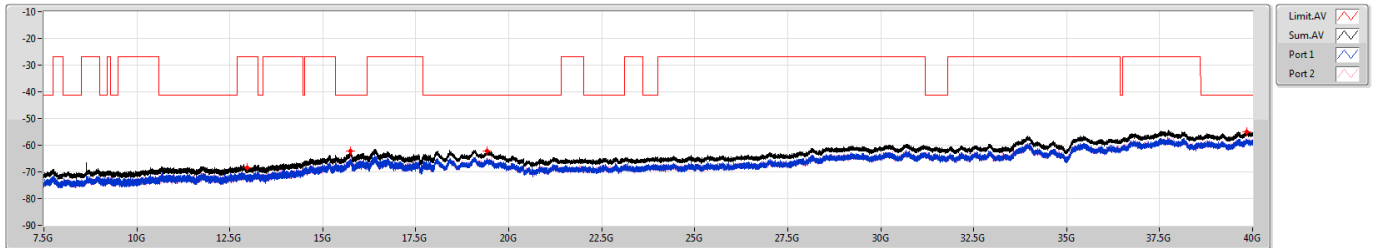


F-Start(Hz)	F-Stop(Hz)	RBW(Hz)	Type	Freq(Hz)	Psum(dBm)	P1(dBm)	P2(dBm)
7.5G	18G	1M	PK	13.00594G	-60.31	-62.53	-64.29
7.5G	18G	1M	PK	15.74972G	-53.91	-58.26	-55.90
18G	40G	1M	PK	19.47606G	-54.37	-57.17	-57.61
18G	40G	1M	PK	39.901G	-46.52	-51.80	-48.05

6.425-6.525GHz_802.11ax HEW40_Nss1,(MCS0)_2TX

CSE [AV]

6485MHz



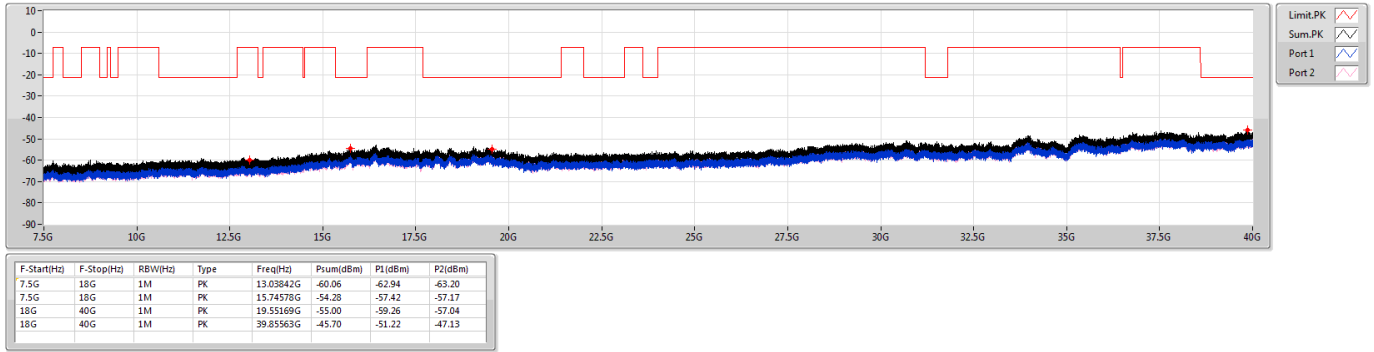
F-Start(Hz)	F-Stop(Hz)	RBW(Hz)	Type	Freq(Hz)	Psum(dBm)	P1(dBm)	P2(dBm)
7.5G	18G	1M	AV	12.97148G	-68.38	-71.58	-71.21
7.5G	18G	1M	AV	15.73397G	-62.32	-66.09	-64.69
18G	40G	1M	AV	19.4245G	-62.31	-65.84	-64.86
18G	40G	1M	AV	39.84875G	-54.92	-57.86	-58.00



6.425-6.525GHz_802.11ax HEW40_Nss1,(MCS0)_2TX

CSE [PK]

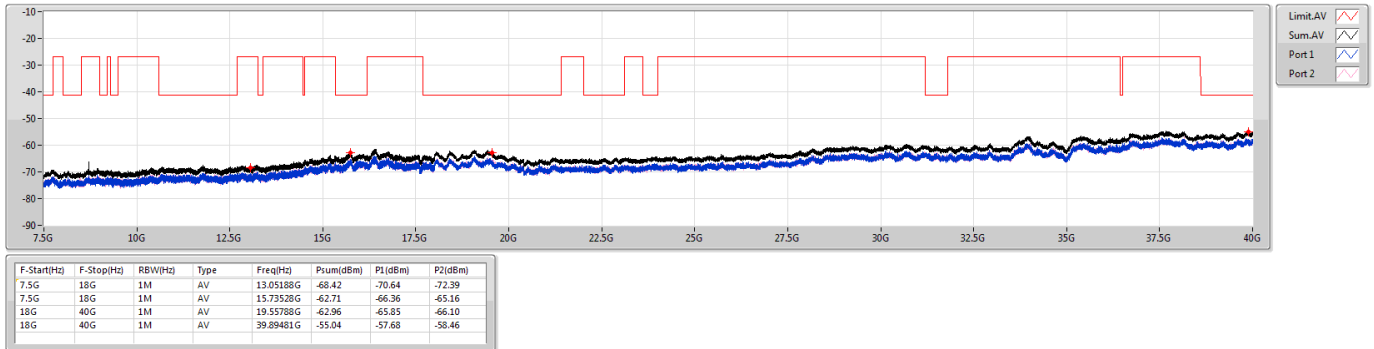
6525MHz Straddle 6.425-6.525GHz



6.425-6.525GHz_802.11ax HEW40_Nss1,(MCS0)_2TX

CSE [AV]

6525MHz Straddle 6.425-6.525GHz

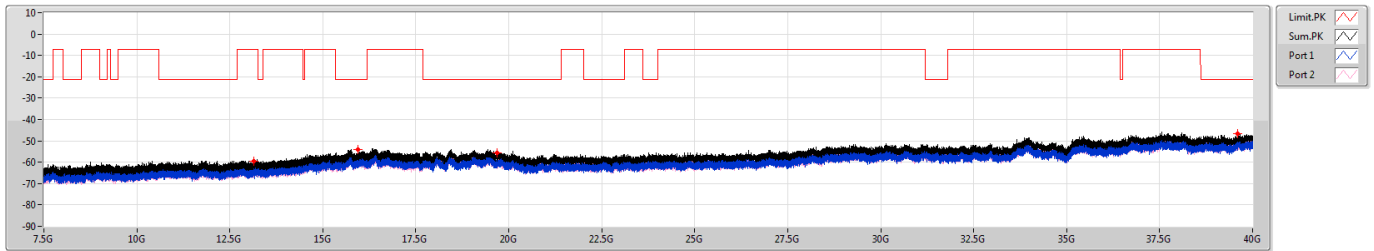




6.525-6.875GHz_802.11ax_HEW40_Nss1,(MCS0)_2TX

CSE [PK]

6565MHz

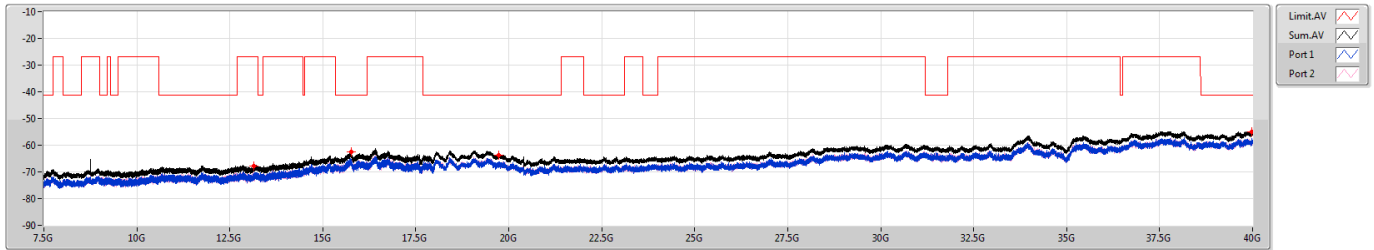


F-Start(Hz)	F-Stop(Hz)	RBW(Hz)	Type	Freq(Hz)	Psum(dBm)	P1(dBm)	P2(dBm)
7.5G	18G	1M	PK	13.15261G	-59.70	-61.88	-63.75
7.5G	18G	1M	PK	15.95447G	-53.95	-56.32	-57.72
18G	40G	1M	PK	19.69125G	-55.76	-59.06	-58.50
18G	40G	1M	PK	39.58681G	-46.72	-49.64	-49.83

6.525-6.875GHz_802.11ax_HEW40_Nss1,(MCS0)_2TX

CSE [AV]

6565MHz



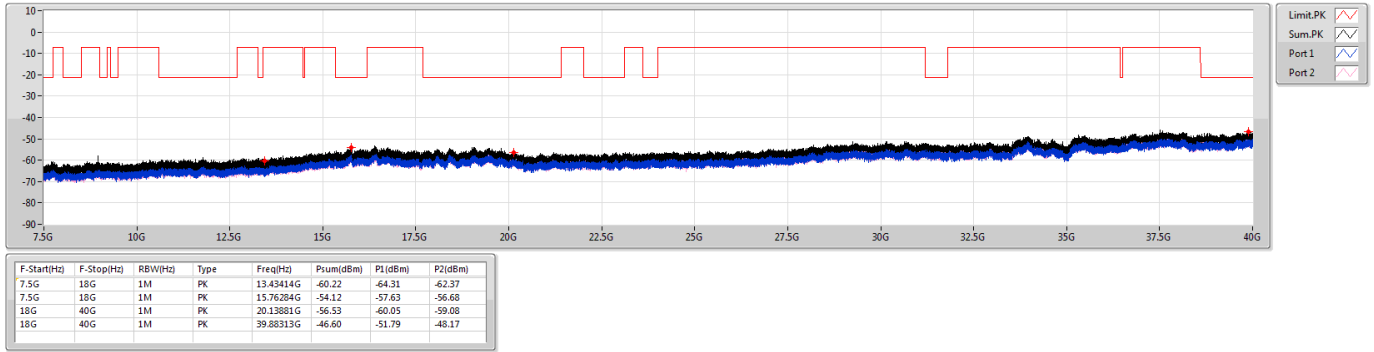
F-Start(Hz)	F-Stop(Hz)	RBW(Hz)	Type	Freq(Hz)	Psum(dBm)	P1(dBm)	P2(dBm)
7.5G	18G	1M	AV	13.15425G	-67.69	-71.03	-70.39
7.5G	18G	1M	AV	15.7612G	-62.40	-65.16	-65.68
18G	40G	1M	AV	19.72906G	-63.79	-66.27	-67.41
18G	40G	1M	AV	39.98831G	-54.96	-57.42	-58.60



6.525-6.875GHz_802.11ax HEW40_Nss1,(MCS0)_2TX

CSE [PK]

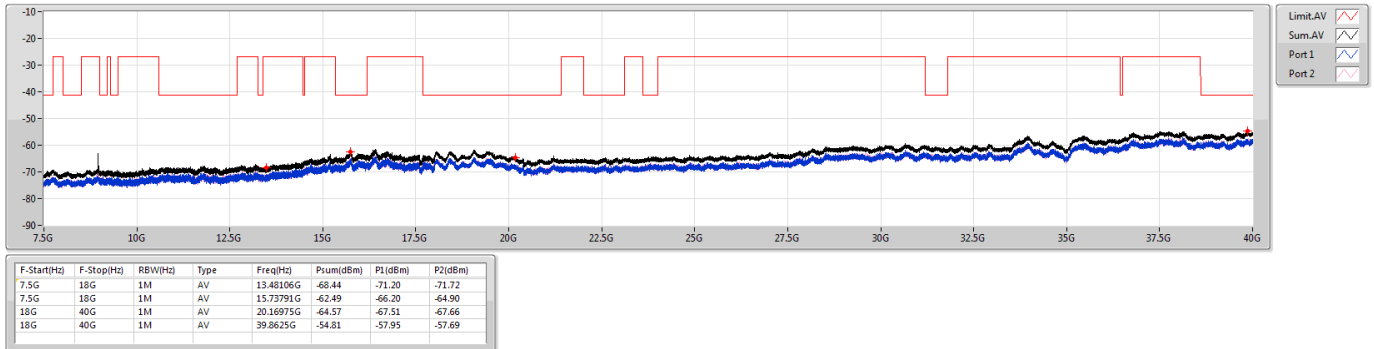
6725MHz



6.525-6.875GHz_802.11ax HEW40_Nss1,(MCS0)_2TX

CSE [AV]

6725MHz

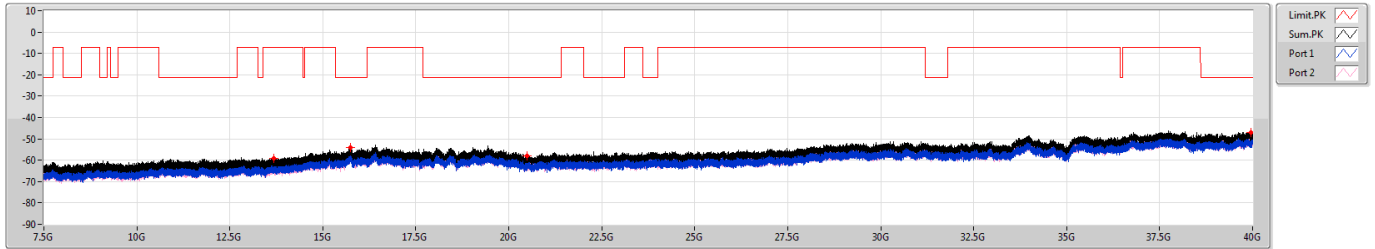




6.525-6.875GHz_802.11ax HEW40_Nss1,(MCS0)_2TX

CSE [PK]

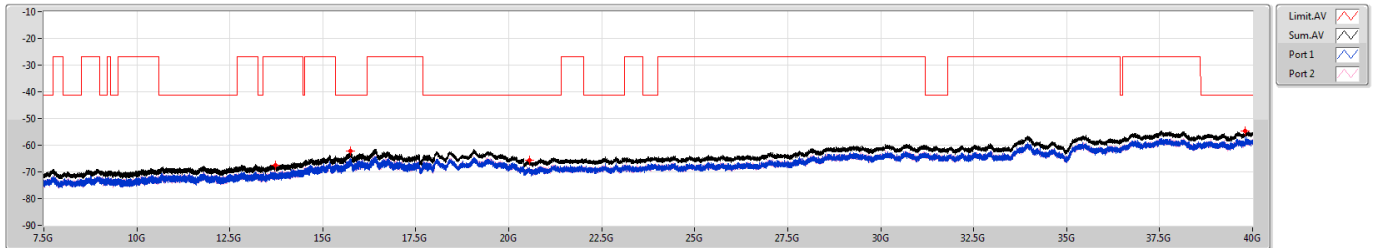
6845MHz



6.525-6.875GHz_802.11ax HEW40_Nss1,(MCS0)_2TX

CSE [AV]

6845MHz

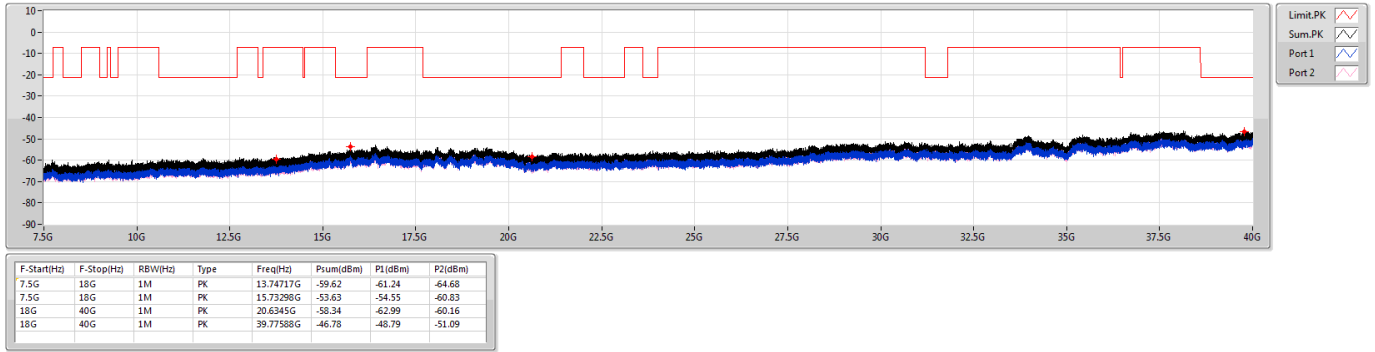




6.525-6.875GHz_802.11ax HEW40_Nss1,(MCS0)_2TX

CSE [PK]

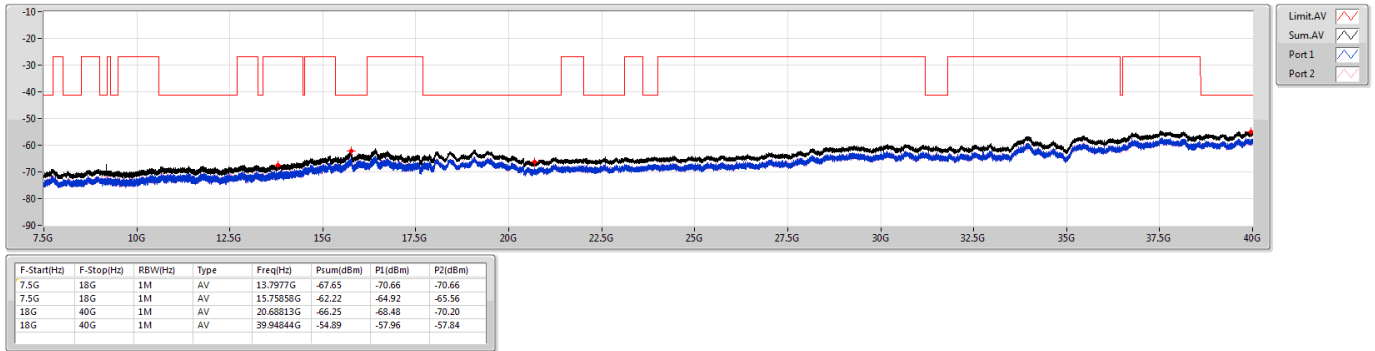
6885MHz Straddle 6.525-6.875GHz



6.525-6.875GHz_802.11ax HEW40_Nss1,(MCS0)_2TX

CSE [AV]

6885MHz Straddle 6.525-6.875GHz

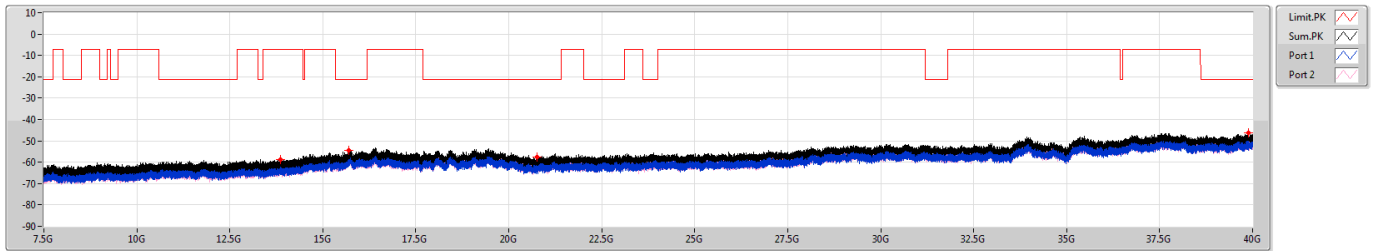




6.875-7.125GHz_802.11ax HEW40_Nss1,(MCS0)_2TX

CSE [PK]

6925MHz

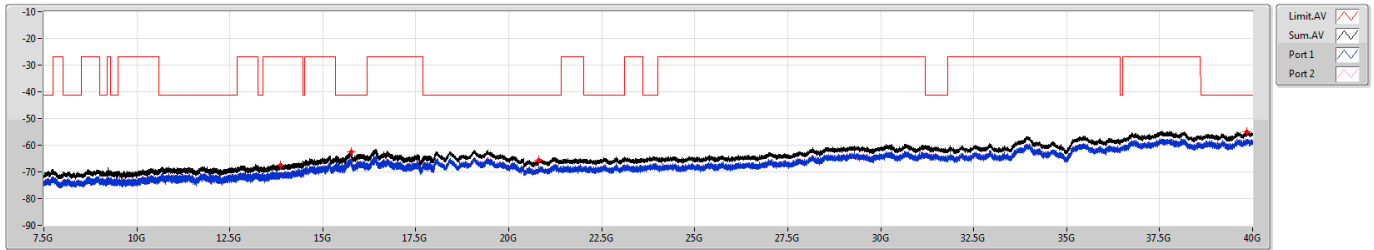


F-Start(Hz)	F-Stop(Hz)	RBW(Hz)	Type	Freq(Hz)	Psum(dBm)	P1(dBm)	P2(dBm)
7.5G	18G	1M	PK	13.86333G	-58.80	-63.50	-60.59
7.5G	18G	1M	PK	15.70706G	-54.41	-56.53	-58.53
18G	40G	1M	PK	20.76031G	-57.42	-62.86	-58.88
18G	40G	1M	PK	39.89344G	-46.36	-48.29	-50.80

6.875-7.125GHz_802.11ax HEW40_Nss1,(MCS0)_2TX

CSE [AV]

6925MHz



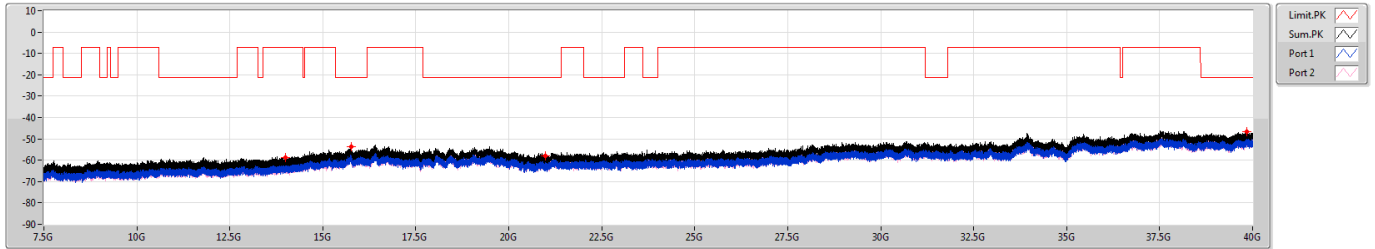
F-Start(Hz)	F-Stop(Hz)	RBW(Hz)	Type	Freq(Hz)	Psum(dBm)	P1(dBm)	P2(dBm)
7.5G	18G	1M	AV	13.85152G	-67.47	-70.30	-70.66
7.5G	18G	1M	AV	15.75398G	-62.47	-66.26	-64.82
18G	40G	1M	AV	20.80569G	-65.56	-68.29	-68.86
18G	40G	1M	AV	39.84256G	-54.96	-57.90	-58.04



6.875-7.125GHz_802.11ax HEW40_Nss1,(MCS0)_2TX

CSE [PK]

7005MHz

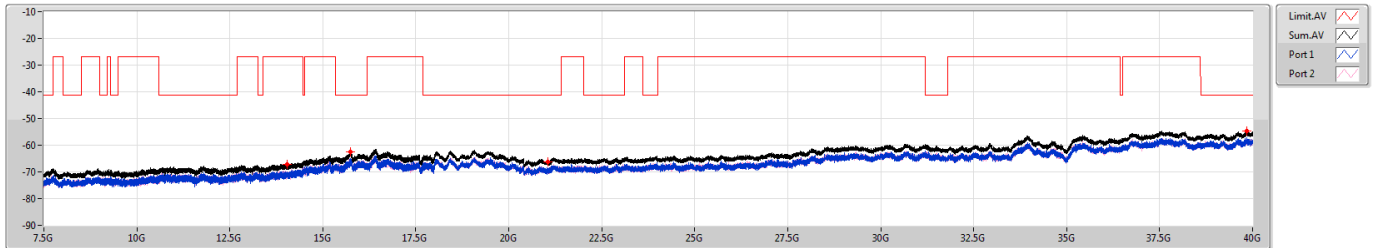


F-Start(Hz)	F-Stop(Hz)	RBW(Hz)	Type	Freq(Hz)	Psum(dBm)	P1(dBm)	P2(dBm)
7.5G	18G	1M	PK	14.00541G	-58.71	-61.17	-62.34
7.5G	18G	1M	PK	15.77006G	-53.55	-54.83	-59.48
18G	40G	1M	PK	20.98581G	-57.87	-60.52	-61.27
18G	40G	1M	PK	39.83775G	-46.76	-50.67	-49.02

6.875-7.125GHz_802.11ax HEW40_Nss1,(MCS0)_2TX

CSE [AV]

7005MHz



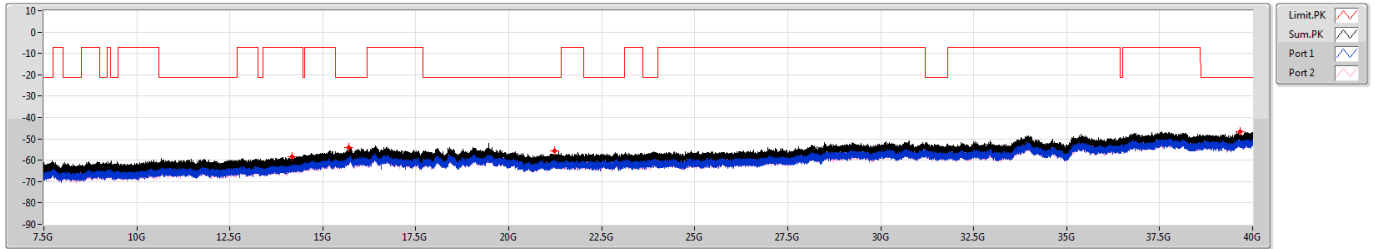
F-Start(Hz)	F-Stop(Hz)	RBW(Hz)	Type	Freq(Hz)	Psum(dBm)	P1(dBm)	P2(dBm)
7.5G	18G	1M	AV	14.02936G	-67.28	-69.88	-70.75
7.5G	18G	1M	AV	15.74053G	-62.43	-65.13	-65.78
18G	40G	1M	AV	21.047G	-66.11	-68.75	-69.52
18G	40G	1M	AV	39.84738G	-54.72	-57.24	-58.28



6.875-7.125GHz_802.11ax HEW40_Nss1,(MCS0)_2TX

CSE [PK]

7085MHz

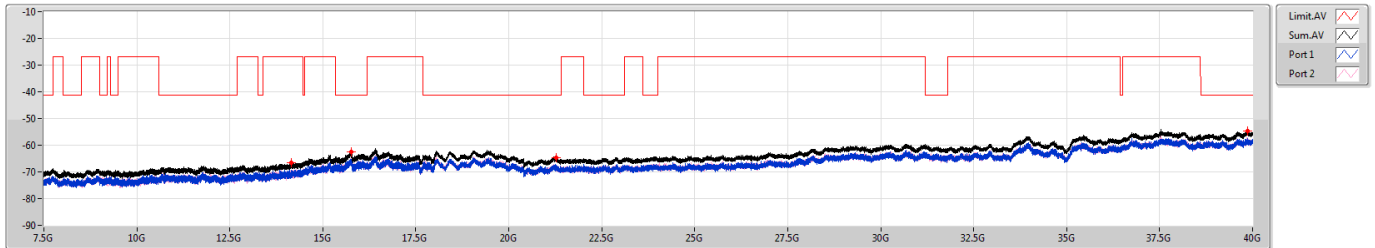


F-Start(Hz)	F-Stop(Hz)	RBW(Hz)	Type	Freq(Hz)	Psum(dBm)	P1(dBm)	P2(dBm)
7.5G	18G	1M	PK	14.17144G	-58.36	-60.91	-61.89
7.5G	18G	1M	PK	15.70706G	-54.19	-57.18	-57.23
18G	40G	1M	PK	21.23744G	-55.69	-59.55	-57.99
18G	40G	1M	PK	39.67481G	-46.60	-48.81	-50.58

6.875-7.125GHz_802.11ax HEW40_Nss1,(MCS0)_2TX

CSE [AV]

7085MHz



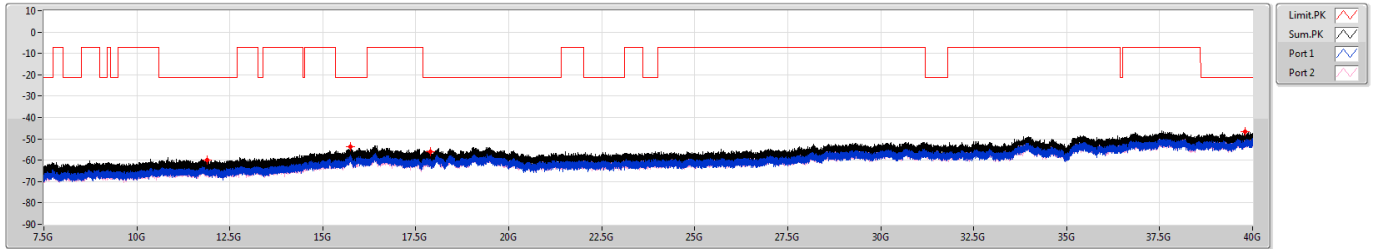
F-Start(Hz)	F-Stop(Hz)	RBW(Hz)	Type	Freq(Hz)	Psum(dBm)	P1(dBm)	P2(dBm)
7.5G	18G	1M	AV	14.15864G	-66.41	-69.42	-69.42
7.5G	18G	1M	AV	15.76252G	-62.61	-65.82	-65.42
18G	40G	1M	AV	21.26906G	-64.77	-67.42	-68.17
18G	40G	1M	AV	39.86319G	-54.74	-58.22	-57.32



5.925-6.425GHz_802.11ax_HEW80_Nss1,(MCS0)_2TX

CSE [PK]

5985MHz

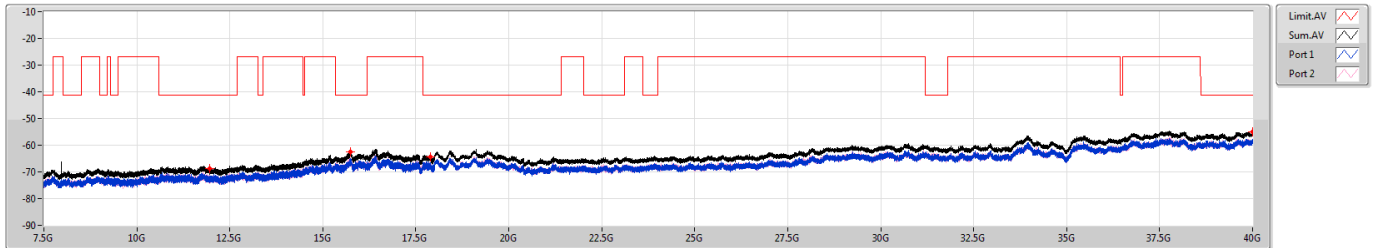


F-Start(Hz)	F-Stop(Hz)	RBW(Hz)	Type	Freq(Hz)	Psum(dBm)	P1(dBm)	P2(dBm)
7.5G	18G	1M	PK	11.90048G	-60.05	-63.67	-62.55
7.5G	18G	1M	PK	15.74414G	-53.66	-56.79	-56.56
7.5G	18G	1M	PK	17.8927G	-55.98	-58.72	-59.28
18G	40G	1M	PK	39.79994G	-46.49	-49.11	-49.93

5.925-6.425GHz_802.11ax_HEW80_Nss1,(MCS0)_2TX

CSE [AV]

5985MHz



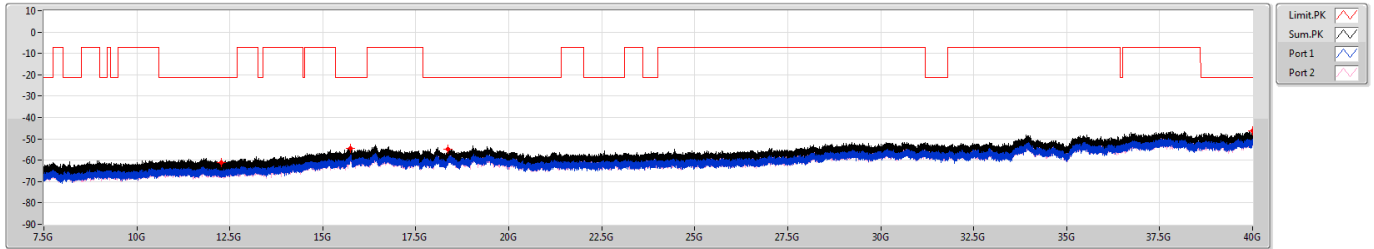
F-Start(Hz)	F-Stop(Hz)	RBW(Hz)	Type	Freq(Hz)	Psum(dBm)	P1(dBm)	P2(dBm)
7.5G	18G	1M	AV	11.95003G	-68.64	-72.55	-70.90
7.5G	18G	1M	AV	15.75234G	-62.42	-64.94	-65.98
7.5G	18G	1M	AV	17.8973G	-64.25	-67.26	-67.26
18G	40G	1M	AV	39.99656G	-55.09	-58.24	-57.97



5.925-6.425GHz_802.11ax_HEW80_Nss1,(MCS0)_2TX

CSE [PK]

6145MHz

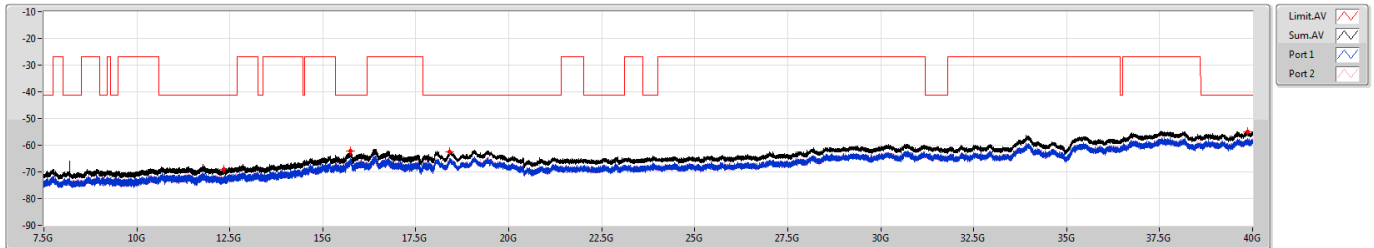


F-Start(Hz)	F-Stop(Hz)	RBW(Hz)	Type	Freq(Hz)	Psum(dBm)	P1(dBm)	P2(dBm)
7.5G	18G	1M	PK	12.27488G	-60.93	-63.70	-64.20
7.5G	18G	1M	PK	15.75202G	-54.29	-56.48	-58.31
18G	40G	1M	PK	18.36988G	-54.72	-56.54	-59.39
18G	40G	1M	PK	39.99931G	-46.11	-48.30	-50.12

5.925-6.425GHz_802.11ax_HEW80_Nss1,(MCS0)_2TX

CSE [AV]

6145MHz



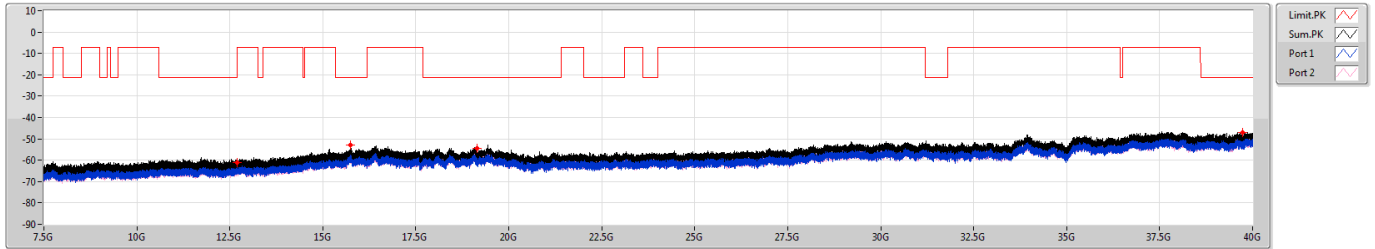
F-Start(Hz)	F-Stop(Hz)	RBW(Hz)	Type	Freq(Hz)	Psum(dBm)	P1(dBm)	P2(dBm)
7.5G	18G	1M	AV	12.34378G	-69.01	-71.75	-72.31
7.5G	18G	1M	AV	15.74316G	-62.23	-65.12	-65.37
18G	40G	1M	AV	18.41181G	-62.50	-65.11	-65.95
18G	40G	1M	AV	39.85975G	-54.85	-57.80	-57.93



5.925-6.425GHz_802.11ax_HEW80_Nss1,(MCS0)_2TX

CSE [PK]

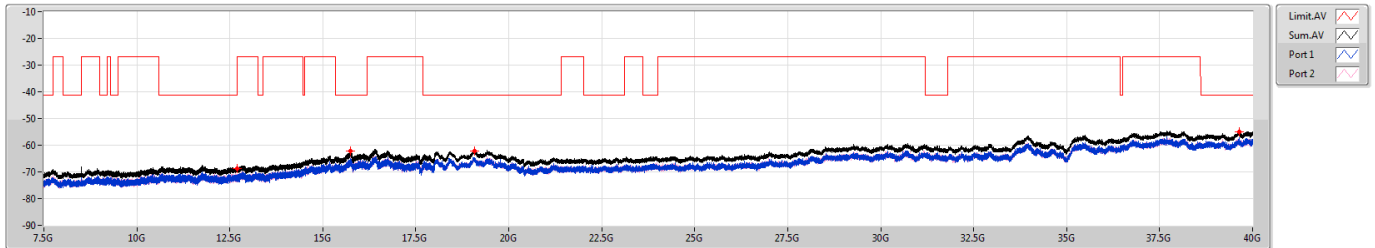
6385MHz



5.925-6.425GHz_802.11ax_HEW80_Nss1,(MCS0)_2TX

CSE [AV]

6385MHz

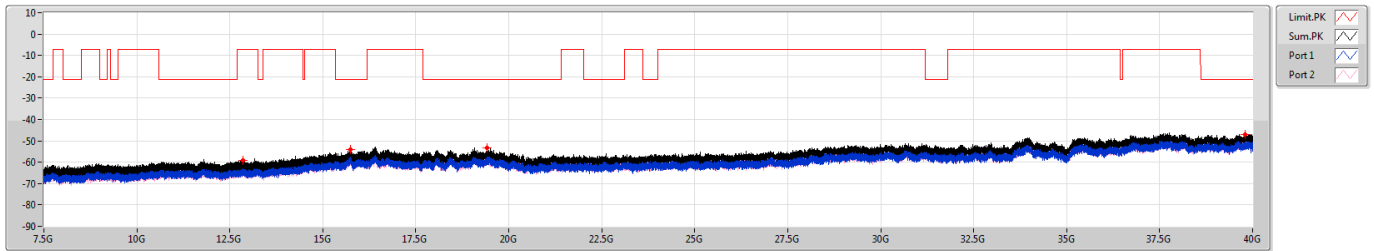




6.425-6.525GHz_802.11ax_HEW80_Nss1,(MCS0)_2TX

CSE [PK]

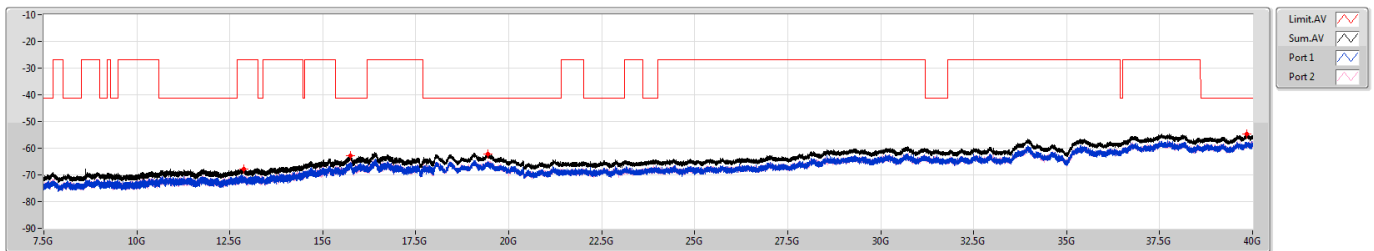
6465MHz



6.425-6.525GHz_802.11ax_HEW80_Nss1,(MCS0)_2TX

CSE [AV]

6465MHz

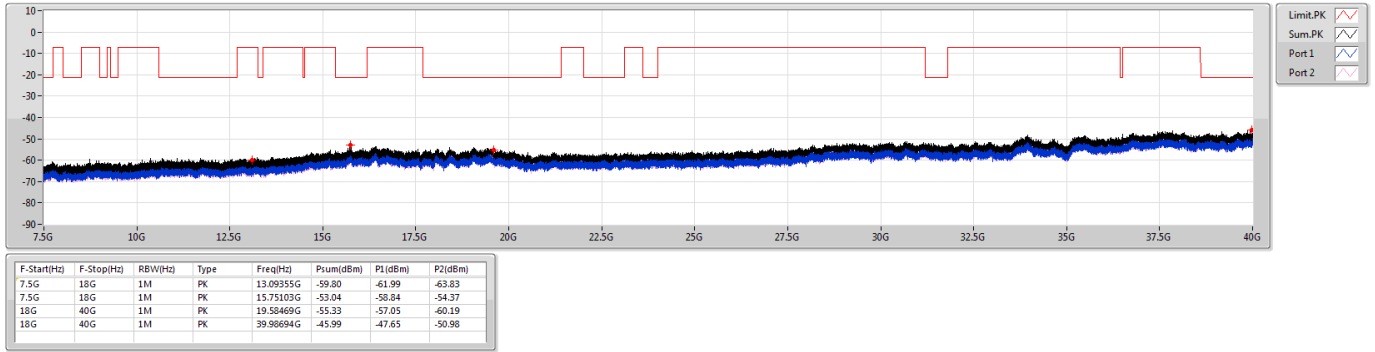




6.425-6.525GHz_802.11ax HEW80_Nss1,(MCS0)_2TX

CSE [PK]

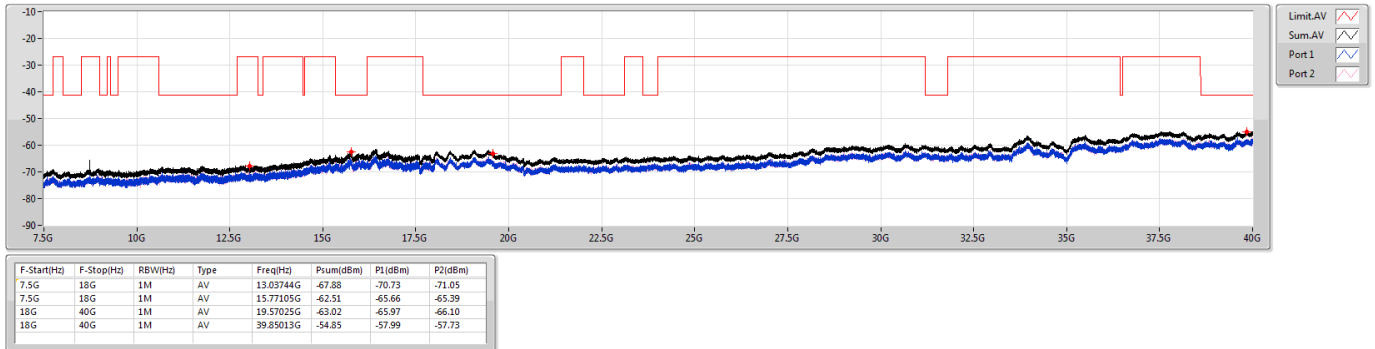
6545MHz Straddle 6.425-6.525GHz



6.425-6.525GHz_802.11ax HEW80_Nss1,(MCS0)_2TX

CSE [AV]

6545MHz Straddle 6.425-6.525GHz

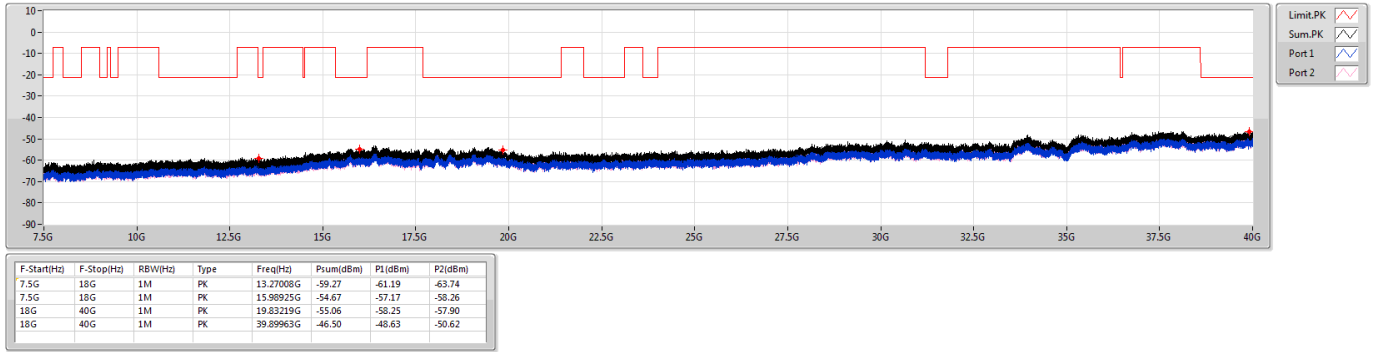




6.525-6.875GHz_802.11ax HEW80_Nss1,(MCS0)_2TX

CSE [PK]

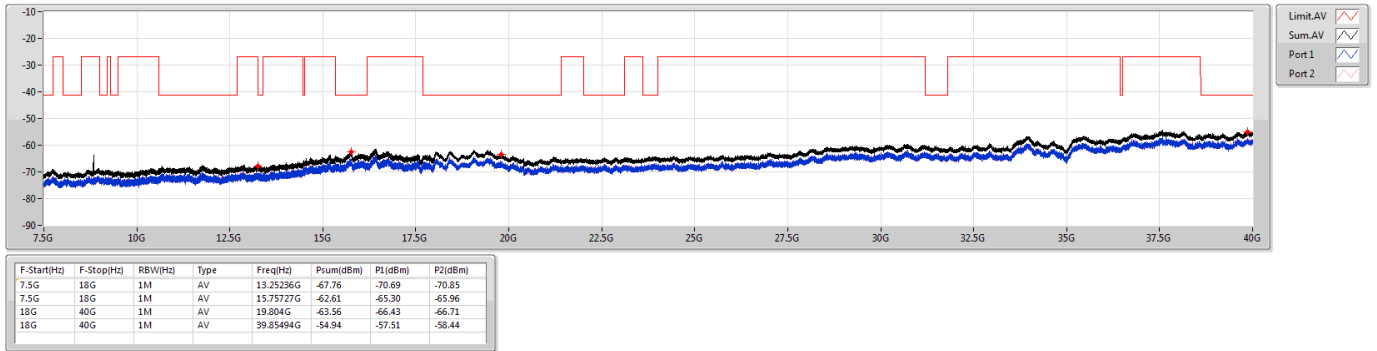
6625MHz



6.525-6.875GHz_802.11ax HEW80_Nss1,(MCS0)_2TX

CSE [AV]

6625MHz

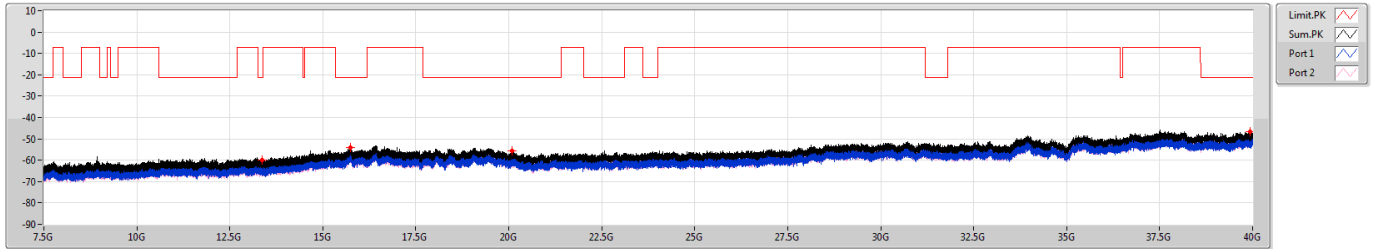




6.525-6.875GHz_802.11ax_HEW80_Nss1,(MCS0)_2TX

CSE [PK]

6705MHz

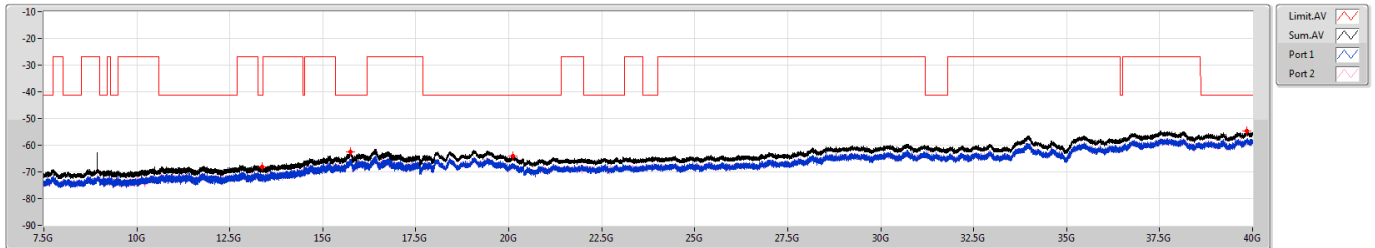


F-Start(Hz)	F-Stop(Hz)	RBW(Hz)	Type	Freq(Hz)	Psum(dBm)	P1(dBm)	P2(dBm)
7.5G	18G	1M	PK	13.3777G	-60.06	-62.17	-64.22
7.5G	18G	1M	PK	15.75234G	-53.94	-57.87	-56.20
18G	40G	1M	PK	20.07694G	-55.70	-57.61	-60.19
18G	40G	1M	PK	39.93675G	-46.80	-48.27	-52.23

6.525-6.875GHz_802.11ax_HEW80_Nss1,(MCS0)_2TX

CSE [AV]

6705MHz



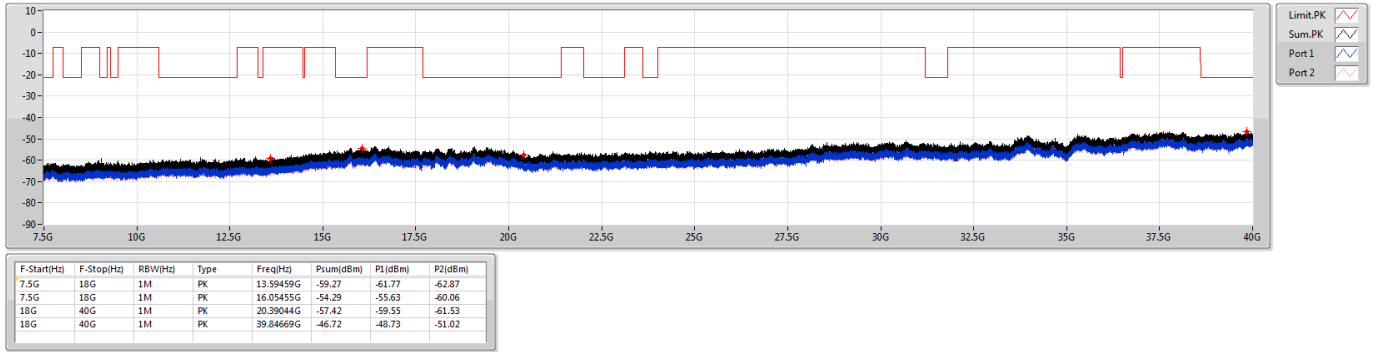
F-Start(Hz)	F-Stop(Hz)	RBW(Hz)	Type	Freq(Hz)	Psum(dBm)	P1(dBm)	P2(dBm)
7.5G	18G	1M	AV	13.37672G	-68.16	-71.09	-71.26
7.5G	18G	1M	AV	15.75136G	-62.44	-65.45	-65.45
18G	40G	1M	AV	20.10994G	-64.15	-66.81	-67.54
18G	40G	1M	AV	39.85013G	-54.72	-57.86	-57.60



6.525-6.875GHz_802.11ax_HEW80_Nss1,(MCS0)_2TX

CSE [PK]

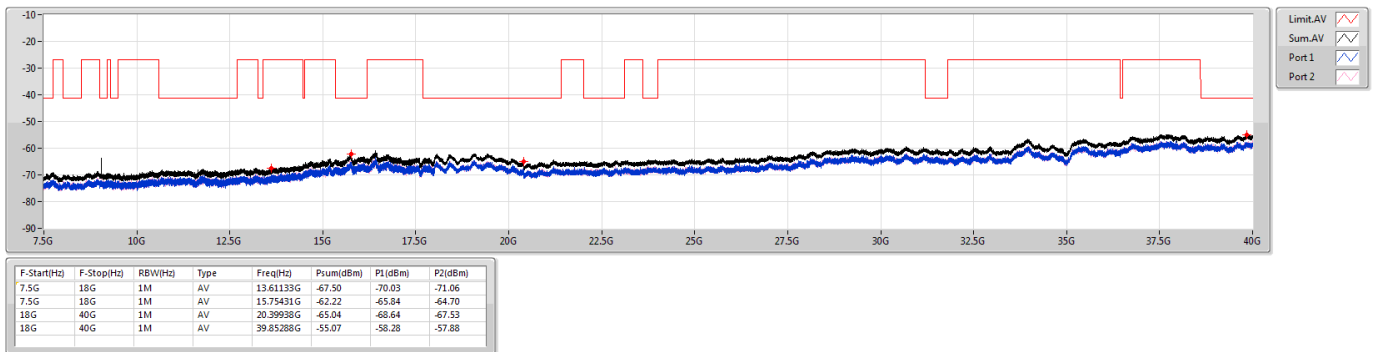
6785MHz



6.525-6.875GHz_802.11ax_HEW80_Nss1,(MCS0)_2TX

CSE [AV]

6785MHz

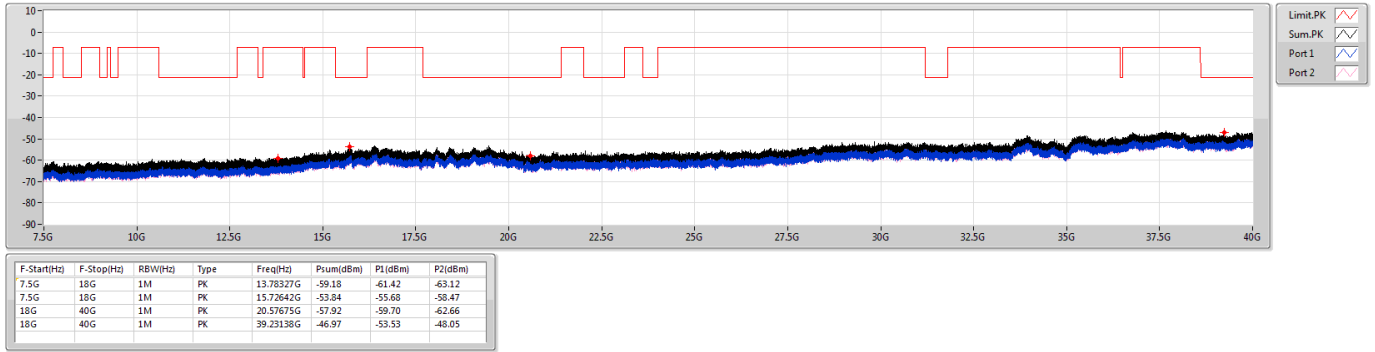




6.525-6.875GHz_802.11ax HEW80_Nss1,(MCS0)_2TX

CSE [PK]

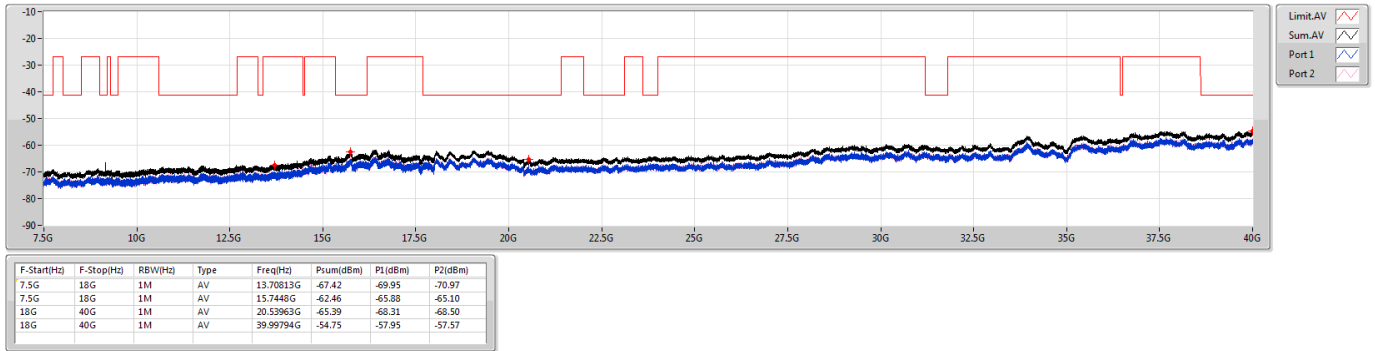
6865MHz Straddle 6.525-6.875GHz



6.525-6.875GHz_802.11ax HEW80_Nss1,(MCS0)_2TX

CSE [AV]

6865MHz Straddle 6.525-6.875GHz

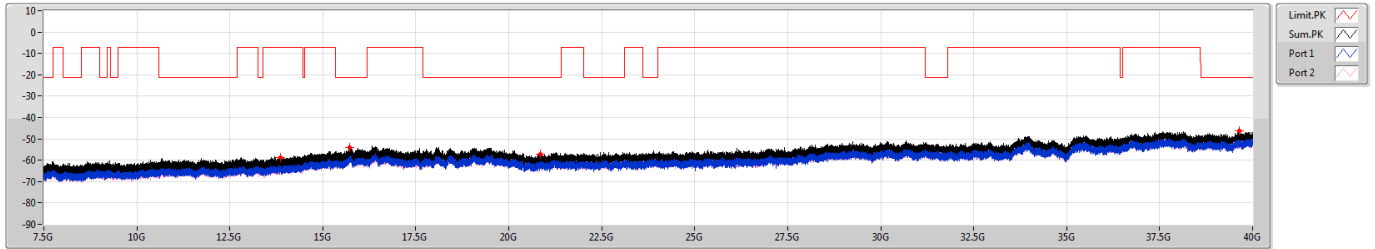




6.875-7.125GHz_802.11ax HEW80_Nss1,(MCS0)_2TX

CSE [PK]

6945MHz

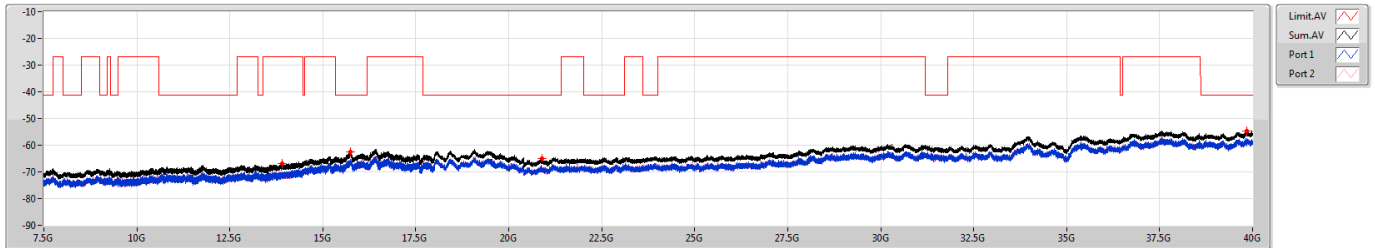


F-Start(Hz)	F-Stop(Hz)	RBW(Hz)	Type	Freq(Hz)	Psum(dBm)	P1(dBm)	P2(dBm)
7.5G	18G	1M	PK	13.85152G	-58.94	-61.66	-62.27
7.5G	18G	1M	PK	15.72905G	-54.07	-56.04	-58.45
18G	40G	1M	PK	20.85794G	-57.13	-59.27	-61.23
18G	40G	1M	PK	39.64731G	-46.39	-50.63	-48.45

6.875-7.125GHz_802.11ax HEW80_Nss1,(MCS0)_2TX

CSE [AV]

6945MHz



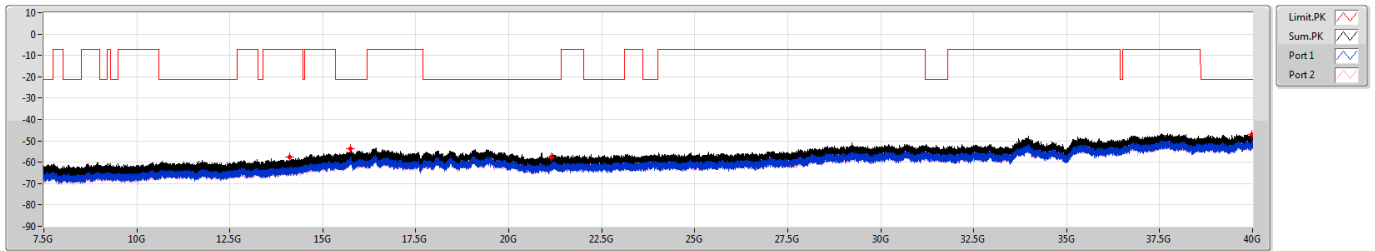
F-Start(Hz)	F-Stop(Hz)	RBW(Hz)	Type	Freq(Hz)	Psum(dBm)	P1(dBm)	P2(dBm)
7.5G	18G	1M	AV	13.91419G	-67.02	-70.38	-69.70
7.5G	18G	1M	AV	15.74152G	-62.49	-65.91	-65.13
18G	40G	1M	AV	20.89988G	-65.14	-68.65	-67.71
18G	40G	1M	AV	39.84806G	-54.79	-57.61	-58.00



6.875-7.125GHz_802.11ax HEW80_Nss1,(MCS0)_2TX

CSE [PK]

7025MHz

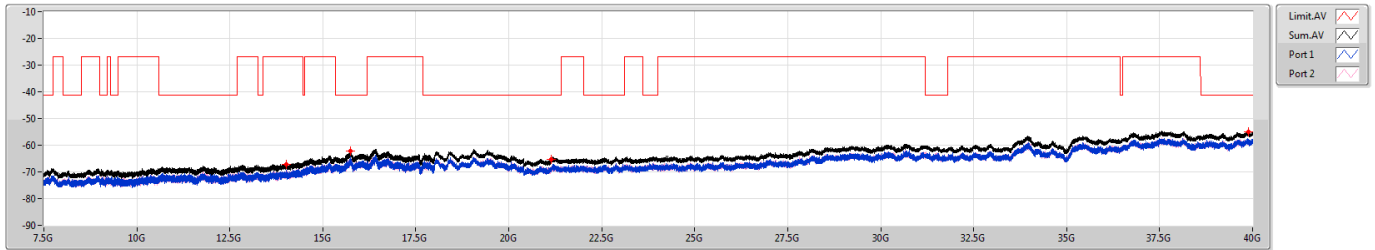


F-Start(Hz)	F-Stop(Hz)	RBW(Hz)	Type	Freq(Hz)	Psum(dBm)	P1(dBm)	P2(dBm)
7.5G	18G	1M	PK	14.1022G	-57.70	-60.05	-61.50
7.5G	18G	1M	PK	15.74611G	-53.79	-55.97	-57.84
18G	40G	1M	PK	21.13981G	-57.74	-62.20	-59.66
18G	40G	1M	PK	39.978G	-46.93	-49.84	-50.04

6.875-7.125GHz_802.11ax HEW80_Nss1,(MCS0)_2TX

CSE [AV]

7025MHz



F-Start(Hz)	F-Stop(Hz)	RBW(Hz)	Type	Freq(Hz)	Psum(dBm)	P1(dBm)	P2(dBm)
7.5G	18G	1M	AV	14.02148G	-67.25	-69.40	-71.34
7.5G	18G	1M	AV	15.73397G	-62.13	-64.46	-65.95
18G	40G	1M	AV	21.14669G	-65.46	-68.57	-68.37
18G	40G	1M	AV	39.88244G	-54.89	-57.71	-58.10



Unwanted Conducted Emissions(30M~1GHz)
- ST M.2, PCIe Module

Appendix D.5

Summary

Mode	Result	F-Start (Hz)	F-Stop (Hz)	Type	DG (dBi)	P1 (dBm)	P2 (dBm)	Psum (dBm)	GRF (dB)	EIRP (dBm)	Limit (dBm)	Margin (dB)
5.925-6.425GHz	-	-	-	-	-	-	-	-	-	-	-	-
802.11ax HEW80_Nss1,(MCS0)_2TX-OFDMA	Pass	30M	1G	PK	8.21	-80.44	-80.17	-77.29	4.7	-64.38	-55.20	-9.18

DG = Directional Gain ; PX=Port X; Psum=P1+P2+...PX

Result

Mode	Result	F-Start (Hz)	F-Stop (Hz)	Type	Freq (Hz)	DG (dBi)	P1 (dBm)	P2 (dBm)	Psum (dBm)	GRF (dB)	EIRP (dBm)	Limit (dBm)	Margin (dB)
802.11ax HEW80_Nss1,(MCS0)_2TX-OFDMA	-	-	-	-	-	-	-	-	-	-	-	-	-
6385MHz	Pass	30M	1G	PK	47.12M	8.21	-80.44	-80.17	-77.29	4.7	-64.38	-55.20	-9.18

DG = Directional Gain ; PX=Port X; Psum=P1+P2+...PX



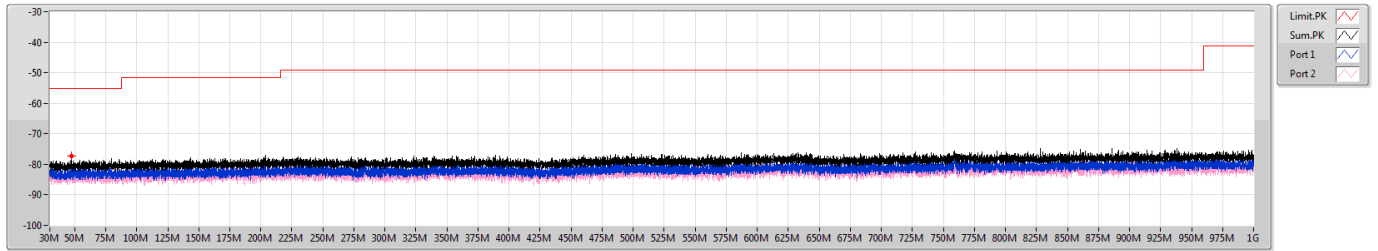
Unwanted Conducted Emissions(30M~1GHz) - ST M.2, PCIe Module

Appendix D.5

5.925-6.425GHz_802.11ax_HEW80_Nss1,(MCS0)_2TX

CSE Other [PK]

6385MHz



F-Start(Hz)	F-Stop(Hz)	RBW(Hz)	Type	Freq(Hz)	Prum(dBm)	P1(dBm)	P2(dBm)
30M	1G	100k	PK	47.12M	-77.29	-80.44	-80.17

Summary

Mode	Result	F-Start (Hz)	F-Stop (Hz)	Type	EIRP (dBm)	Psum (dBm)	P2 (dBm)	P1 (dBm)	Limit (dBm)	Margin (dB)	DG (dBi)
5.925-6.425GHz	-	-	-	-	-	-	-	-	-	-	-
802.11ax HEW40_Nss1,(MCS0)_2TX-OFDMA	Pass	1G	5G	AV	-63.01	-71.22	-73.96	-74.52	-41.20	-21.81	8.21
6.425-6.525GHz	-	-	-	-	-	-	-	-	-	-	-
802.11ax HEW80_Nss1,(MCS0)_2TX-OFDMA	Pass	1G	5G	AV	-57.30	-65.51	-66.08	-74.64	-41.20	-16.10	8.21
6.525-6.875GHz	-	-	-	-	-	-	-	-	-	-	-
802.11ax HEW20_Nss1,(MCS0)_2TX-OFDMA	Pass	1G	5G	AV	-56.39	-64.60	-65.21	-73.40	-41.20	-15.19	8.21
6.875-7.125GHz	-	-	-	-	-	-	-	-	-	-	-
802.11a_Nss1,(6Mbps)_2TX	Pass	1G	5G	AV	-51.11	-59.32	-66.68	-60.20	-41.20	-9.91	8.21

DG = Directional Gain ; PX=Port X; Psum=P1+P2+...PX

Result

Mode	Result	F-Start (Hz)	F-Stop (Hz)	Type	Freq (Hz)	DG (dBi)	P1 (dBm)	P2 (dBm)	Psum (dBm)	EIRP (dBm)	Limit (dBm)	Margin (dB)
802.11a_Nss1,(6Mbps)_2TX	-	-	-	-	-	-	-	-	-	-	-	-
7115MHz	Pass	1G	5G	AV	4.7435G	8.21	-60.20	-66.68	-59.32	-51.11	-41.20	-9.91
7115MHz	Pass	1G	5G	AV	5G	8.21	-74.79	-74.79	-71.78	-63.57	-41.20	-22.37
7115MHz	Pass	1G	5G	PK	4.744G	8.21	-56.83	-62.14	-55.71	-47.50	-21.20	-26.30
7115MHz	Pass	1G	5G	PK	5G	8.21	-66.53	-64.91	-62.63	-54.42	-21.20	-33.22
802.11ax HEW20_Nss1,(MCS0)_2TX-OFDMA	-	-	-	-	-	-	-	-	-	-	-	-
6535MHz	Pass	1G	5G	AV	4.357G	8.21	-73.40	-65.21	-64.60	-56.39	-41.20	-15.19
6535MHz	Pass	1G	5G	AV	5G	8.21	-74.40	-74.67	-71.52	-63.31	-41.20	-22.11
6535MHz	Pass	1G	5G	PK	4.357G	8.21	-66.01	-60.24	-59.22	-51.01	-21.20	-29.81
6535MHz	Pass	1G	5G	PK	5G	8.21	-66.92	-65.85	-63.34	-55.13	-21.20	-33.93
802.11ax HEW40_Nss1,(MCS0)_2TX-OFDMA	-	-	-	-	-	-	-	-	-	-	-	-
6165MHz	Pass	1G	5G	AV	4.2555G	8.21	-74.52	-73.96	-71.22	-63.01	-41.20	-21.81
6165MHz	Pass	1G	5G	AV	5G	8.21	-74.96	-74.96	-71.95	-63.74	-41.20	-22.54
6165MHz	Pass	1G	5G	PK	4.2455G	8.21	-64.30	-65.33	-61.77	-53.56	-21.20	-32.36
6165MHz	Pass	1G	5G	PK	5G	8.21	-65.45	-67.15	-63.21	-55.00	-21.20	-33.80
802.11ax HEW80_Nss1,(MCS0)_2TX-OFDMA	-	-	-	-	-	-	-	-	-	-	-	-
6465MHz	Pass	1G	5G	AV	4.31G	8.21	-74.64	-66.08	-65.51	-57.30	-41.20	-16.10
6465MHz	Pass	1G	5G	AV	5G	8.21	-75.56	-74.67	-72.08	-63.87	-41.20	-22.67
6465MHz	Pass	1G	5G	PK	4.3105G	8.21	-65.62	-61.28	-59.92	-51.71	-21.20	-30.51
6465MHz	Pass	1G	5G	PK	5G	8.21	-66.81	-64.89	-62.73	-54.52	-21.20	-33.32

DG = Directional Gain ; PX=Port X; Psum=P1+P2+...PX



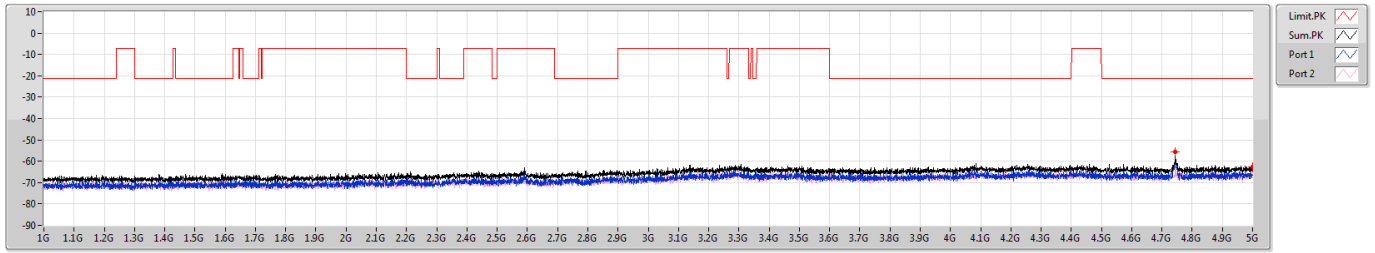
**Unwanted Conducted Emissions(1GHz~4.5GHz)
- ST M.2, PCIe Module**

Appendix D.6

6.875-7.125GHz_802.11a_Nss1,(6Mbps)_2TX

CSE Other [PK]

7115MHz

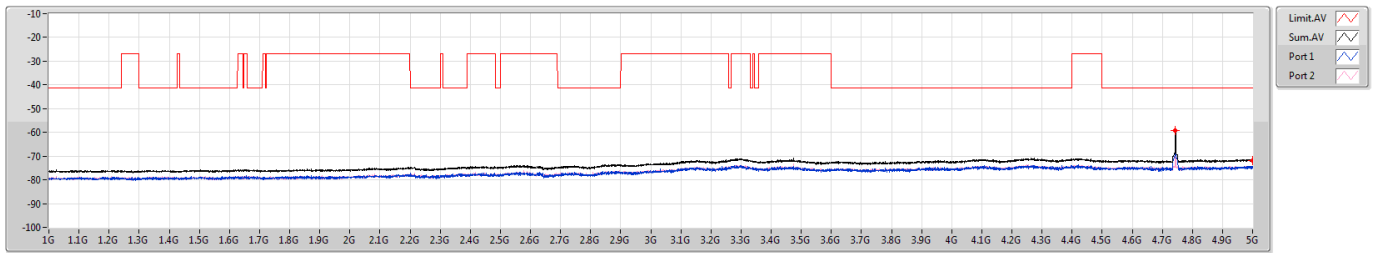


F-Start(Hz)	F-Stop(Hz)	RBW(Hz)	Type	Freq(Hz)	Psum(dBm)	P1(dBm)	P2(dBm)
1G	5G	1M	PK	4.744G	-55.71	-56.83	-62.14
1G	5G	1M	PK	5G	-62.63	-66.53	-64.91

6.875-7.125GHz_802.11a_Nss1,(6Mbps)_2TX

CSE Other [AV]

7115MHz



F-Start(Hz)	F-Stop(Hz)	RBW(Hz)	Type	Freq(Hz)	Psum(dBm)	P1(dBm)	P2(dBm)
1G	5G	1M	AV	4.7435G	-59.32	-60.20	-66.68
1G	5G	1M	AV	5G	-71.78	-74.79	-74.79



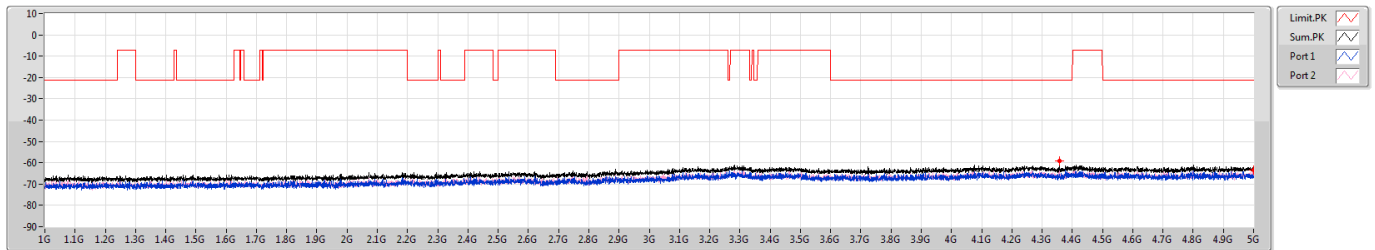
Unwanted Conducted Emissions(1GHz~4.5GHz) - ST M.2, PCIe Module

Appendix D.6

6.525-6.875GHz_802.11ax HEW20_Nss1,(MCS0)_2TX

CSE Other [PK]

6535MHz

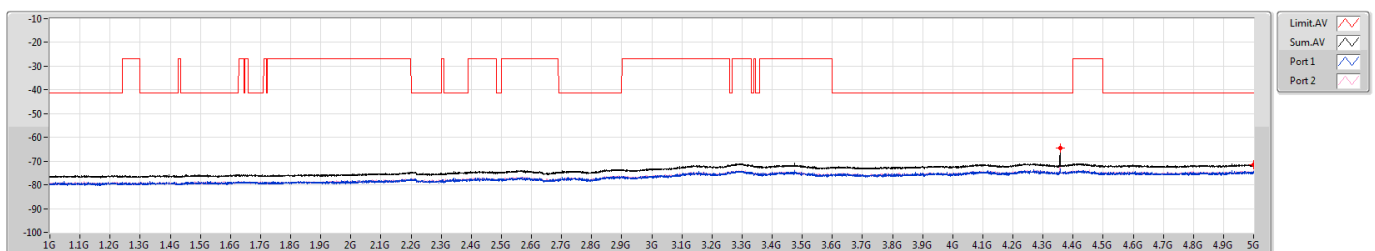


F-Start(Hz)	F-Stop(Hz)	RBW(Hz)	Type	Freq(Hz)	Psum(dBm)	P1(dBm)	P2(dBm)
1G	5G	1M	PK	4.357G	-59.22	-66.01	-60.24
1G	5G	1M	PK	5G	-63.34	-66.92	-65.85

6.525-6.875GHz_802.11ax HEW20_Nss1,(MCS0)_2TX

CSE Other [AV]

6535MHz



F-Start(Hz)	F-Stop(Hz)	RBW(Hz)	Type	Freq(Hz)	Psum(dBm)	P1(dBm)	P2(dBm)
1G	5G	1M	AV	4.357G	-64.60	-73.40	-65.21
1G	5G	1M	AV	5G	-71.52	-74.40	-74.67



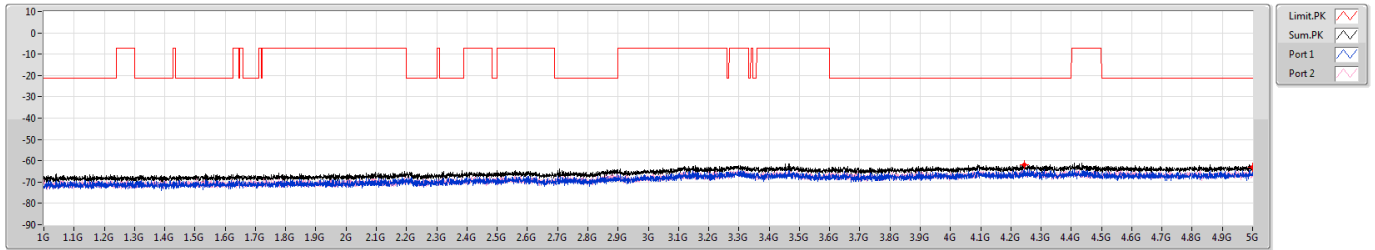
Unwanted Conducted Emissions(1GHz~4.5GHz)
- ST M.2, PCIe Module

Appendix D.6

5.925-6.425GHz_802.11ax_HEW40_Nss1,(MCS0)_2TX

CSE Other [PK]

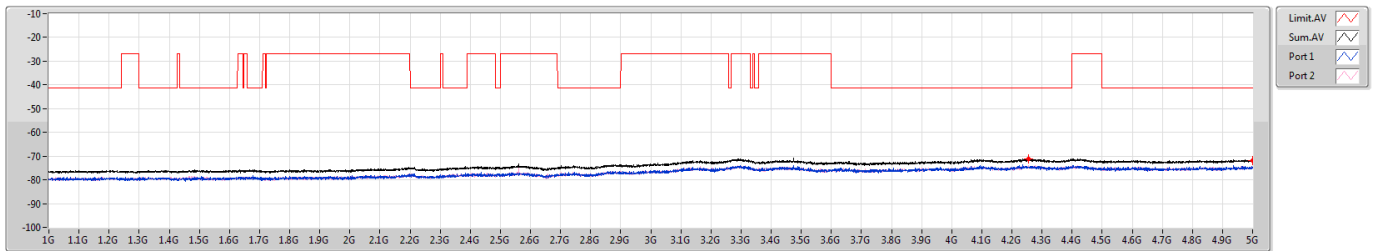
6165MHz



5.925-6.425GHz_802.11ax_HEW40_Nss1,(MCS0)_2TX

CSE Other [AV]

6165MHz





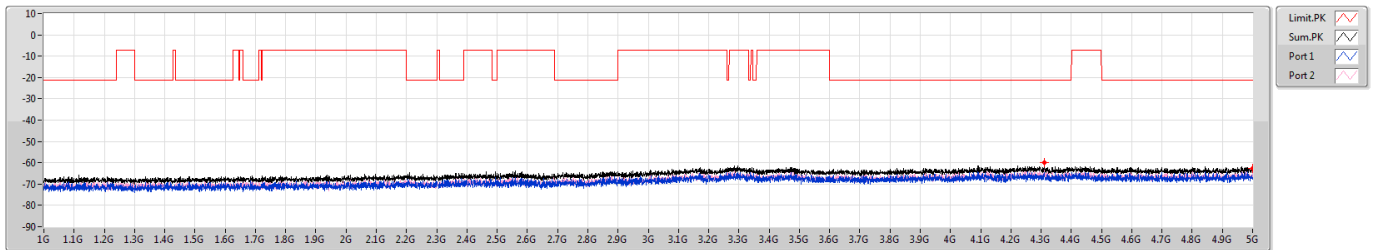
Unwanted Conducted Emissions(1GHz~4.5GHz)
- ST M.2, PCIe Module

Appendix D.6

6.425-6.525GHz_802.11ax_HEW80_Nss1,(MCS0)_2TX

CSE Other [PK]

6465MHz

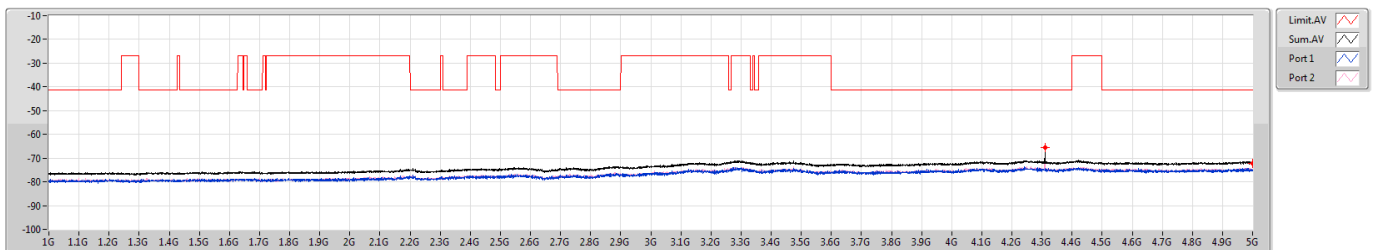


F-Start(Hz)	F-Stop(Hz)	RBW(Hz)	Type	Freq(Hz)	Psum(dBm)	P1(dBm)	P2(dBm)
1G	5G	1M	PK	4.3105G	-59.92	-65.62	-61.28
1G	5G	1M	PK	5G	-62.73	-66.81	-64.89

6.425-6.525GHz_802.11ax_HEW80_Nss1,(MCS0)_2TX

CSE Other [AV]

6465MHz



F-Start(Hz)	F-Stop(Hz)	RBW(Hz)	Type	Freq(Hz)	Psum(dBm)	P1(dBm)	P2(dBm)
1G	5G	1M	AV	4.31G	-65.51	-74.64	-66.08
1G	5G	1M	AV	5G	-72.08	-75.56	-74.67

Summary

Mode	Result	F-Start (Hz)	F-Stop (Hz)	Type	Freq (Hz)	DG (dBi)	P1 (dBm)	P2 (dBm)	Psum (dBm)	EIRP (dBm)	Limit (dBm)	Margin (dB)
5.925-6.425GHz	-	-	-	-	-	-	-	-	-	-	-	-
802.11ax HEW40_Nss1,(MCS0)_2TX-OFDMA	Pass	5G	5.9G	AV	5.42075G	8.21	-64.51	-64.78	-61.63	-53.42	-41.20	-12.22
6.425-6.525GHz	-	-	-	-	-	-	-	-	-	-	-	-
802.11ax HEW80_Nss1,(MCS0)_2TX-OFDMA	Pass	5G	5.9G	AV	5.40455G	8.21	-64.75	-64.75	-61.74	-53.53	-41.20	-12.33
6.525-6.875GHz	-	-	-	-	-	-	-	-	-	-	-	-
802.11ax HEW20_Nss1,(MCS0)_2TX-OFDMA	Pass	5G	5.9G	AV	5.39825G	8.21	-64.75	-64.75	-61.74	-53.53	-41.20	-12.33
6.875-7.125GHz	-	-	-	-	-	-	-	-	-	-	-	-
802.11a_Nss1,(6Mbps)_2TX	Pass	7.125G	7.15G	AV	7.1255G	8.21	-52.34	-52.88	-49.59	-30.93	-27.00	-3.93

DG = Directional Gain ; PX=Port X; Psum=P1+P2+...PX

Result

Mode	Result	F-Start (Hz)	F-Stop (Hz)	Type	Freq (Hz)	DG (dBi)	P1 (dBm)	P2 (dBm)	Psum (dBm)	EIRP (dBm)	Limit (dBm)	Margin (dB)
802.11a_Nss1,(6Mbps)_2TX	-	-	-	-	-	-	-	-	-	-	-	-
7115MHz	Pass	5G	5.9G	AV	5.4167G	8.21	-69.68	-69.68	-66.67	-58.46	-41.20	-17.26
7115MHz	Pass	5.9G	5.925G	AV	5.90161G	8.21	-67.42	-67.42	-64.41	-56.20	-27.00	-29.20
7115MHz	Pass	7.125G	7.15G	AV	7.1255G	8.21	-52.34	-52.88	-49.59	-30.93	-27.00	-3.93
7115MHz	Pass	7.15G	7.5G	AV	7.15G	8.21	-70.40	-70.84	-67.60	-59.39	-27.00	-32.39
7115MHz	Pass	7.15G	7.5G	AV	7.29578G	8.21	-69.35	-72.39	-67.60	-59.39	-41.20	-18.19
7115MHz	Pass	5G	5.9G	PK	5.0882G	8.21	-58.22	-62.30	-56.79	-48.58	-21.20	-27.38
7115MHz	Pass	5.9G	5.925G	PK	5.90551G	8.21	-55.79	-57.00	-53.34	-45.13	-7.00	-38.13
7115MHz	Pass	7.125G	7.15G	PK	7.1255G	8.21	-43.13	-44.86	-40.90	-22.40	-7.00	-15.40
7115MHz	Pass	7.15G	7.5G	PK	7.2137G	8.21	-60.36	-61.86	-58.04	-49.83	-7.00	-42.83
7115MHz	Pass	7.15G	7.5G	PK	7.29595G	8.21	-58.97	-61.51	-57.05	-48.84	-21.20	-27.64
802.11ax HEW20_Nss1,(MCS0)_2TX-OFDMA	-	-	-	-	-	-	-	-	-	-	-	-
6535MHz	Pass	5G	5.9G	AV	5.39825G	8.21	-64.75	-64.75	-61.74	-53.53	-41.20	-12.33
6535MHz	Pass	5.9G	5.925G	AV	5.90066G	8.21	-63.10	-62.83	-59.95	-51.74	-27.00	-24.74
6535MHz	Pass	7.125G	7.15G	AV	7.12799G	8.21	-65.71	-65.71	-62.70	-54.49	-27.00	-27.49
6535MHz	Pass	7.15G	7.5G	AV	7.4104G	8.21	-64.90	-65.12	-62.00	-53.79	-41.20	-12.59
6535MHz	Pass	5G	5.9G	PK	5.42975G	8.21	-55.60	-54.34	-51.91	-43.70	-21.20	-22.50
6535MHz	Pass	5.9G	5.925G	PK	5.92064G	8.21	-52.07	-52.14	-49.09	-40.88	-7.00	-33.88
6535MHz	Pass	7.125G	7.15G	PK	7.13515G	8.21	-56.68	-53.78	-51.98	-43.77	-7.00	-36.77
6535MHz	Pass	7.15G	7.5G	PK	7.43315G	8.21	-54.32	-55.32	-51.78	-43.57	-21.20	-22.37
802.11ax HEW40_Nss1,(MCS0)_2TX-OFDMA	-	-	-	-	-	-	-	-	-	-	-	-
6165MHz	Pass	5G	5.9G	AV	5.42075G	8.21	-64.51	-64.78	-61.63	-53.42	-41.20	-12.22
6165MHz	Pass	5.9G	5.925G	AV	5.90041G	8.21	-63.10	-62.56	-59.81	-51.60	-27.00	-24.60
6165MHz	Pass	7.125G	7.15G	AV	7.1265G	8.21	-65.70	-65.70	-62.69	-54.48	-27.00	-27.48
6165MHz	Pass	7.15G	7.5G	AV	7.44138G	8.21	-64.80	-65.46	-62.11	-53.90	-41.20	-12.70



Unwanted Conducted Emissions(4.5GHz~7GHz)
- ST M.2, PCIe Module

Appendix D.7

Mode	Result	F-Start (Hz)	F-Stop (Hz)	Type	Freq (Hz)	DG (dBi)	P1 (dBm)	P2 (dBm)	Psum (dBm)	EIRP (dBm)	Limit (dBm)	Margin (dB)
6165MHz	Pass	5G	5.9G	PK	5.40545G	8.21	-56.13	-53.87	-51.84	-43.63	-21.20	-22.43
6165MHz	Pass	5.9G	5.925G	PK	5.91113G	8.21	-52.75	-50.80	-48.66	-40.45	-7.00	-33.45
6165MHz	Pass	7.125G	7.15G	PK	7.1471G	8.21	-56.11	-54.04	-51.94	-43.73	-7.00	-36.73
6165MHz	Pass	7.15G	7.5G	PK	7.40935G	8.21	-56.29	-53.45	-51.63	-43.42	-21.20	-22.22
802.11ax HEW80_Nss1,(MCS0)_2TX-OFDMA	-	-	-	-	-	-	-	-	-	-	-	-
6465MHz	Pass	5G	5.9G	AV	5.40455G	8.21	-64.75	-64.75	-61.74	-53.53	-41.20	-12.33
6465MHz	Pass	5.9G	5.925G	AV	5.90085G	8.21	-62.83	-63.11	-59.96	-51.75	-27.00	-24.75
6465MHz	Pass	7.125G	7.15G	AV	7.12834G	8.21	-65.49	-65.94	-62.70	-54.49	-27.00	-27.49
6465MHz	Pass	7.15G	7.5G	AV	7.4293G	8.21	-64.84	-65.50	-62.15	-53.94	-41.20	-12.74
6465MHz	Pass	5G	5.9G	PK	5.41445G	8.21	-54.29	-54.81	-51.53	-43.32	-21.20	-22.12
6465MHz	Pass	5.9G	5.925G	PK	5.90743G	8.21	-52.25	-51.71	-48.96	-40.75	-7.00	-33.75
6465MHz	Pass	7.125G	7.15G	PK	7.14728G	8.21	-54.83	-55.69	-52.23	-44.02	-7.00	-37.02
6465MHz	Pass	7.15G	7.5G	PK	7.40043G	8.21	-54.43	-55.22	-51.80	-43.59	-21.20	-22.39

DG = Directional Gain ; PX=Port X; Psum=P1+P2+...PX



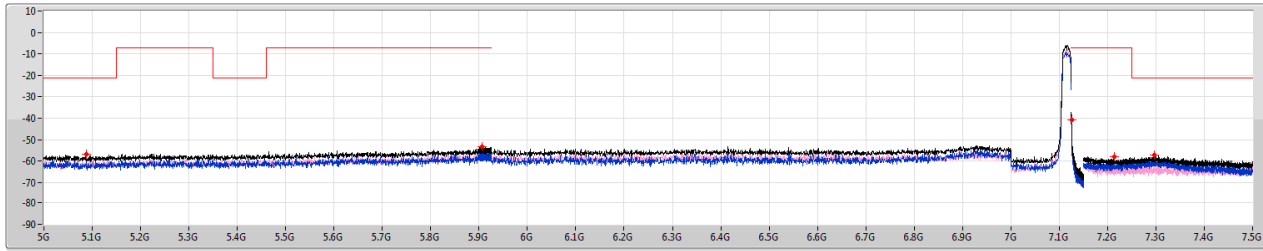
Unwanted Conducted Emissions(4.5GHz~7GHz) - ST M.2, PCIe Module

Appendix D.7

6.875-7.125GHz_802.11a_Nss1,(6Mbps)_2TX

CSE Bandedge [PK]

7115MHz

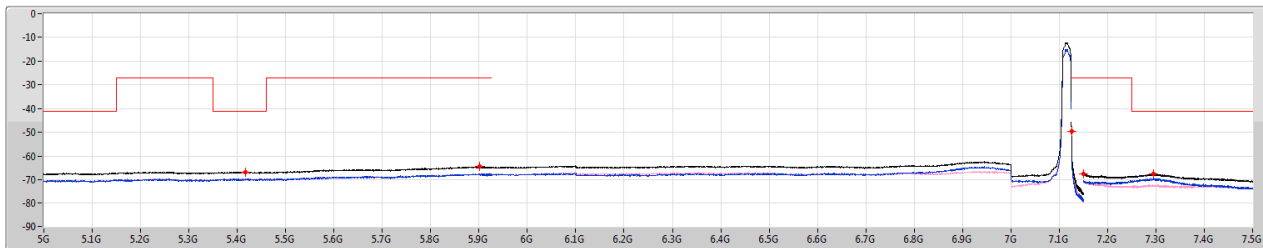


F.Start(Hz)	F.Stop(Hz)	RBW(Hz)	Type	Freq(Hz)	Psum(dBm)	P1(dBm)	P2(dBm)
5G	5.9G	1M	PK	5.0882G	-56.79	-58.22	-62.30
5.9G	5.925G	1M	PK	5.90551G	-53.34	-55.79	-57.00
7.125G	7.15G	100k(BPIM)	PK	7.1255G	-40.90	-43.13	-44.86
7.15G	7.5G	1M	PK	7.2137G	-58.04	-60.36	-61.86
7.15G	7.5G	1M	PK	7.29595G	-57.05	-58.97	-61.51

6.875-7.125GHz_802.11a_Nss1,(6Mbps)_2TX

CSE Bandedge [AV]

7115MHz



F.Start(Hz)	F.Stop(Hz)	RBW(Hz)	Type	Freq(Hz)	Psum(dBm)	P1(dBm)	P2(dBm)
5G	5.9G	1M	AV	5.4167G	-66.67	-69.68	-69.68
5.9G	5.925G	1M	AV	5.90161G	-64.41	-67.42	-67.42
7.125G	7.15G	100k(BPIM)	AV	7.1255G	-49.59	-52.34	-52.88
7.15G	7.5G	1M	AV	7.15G	-67.60	-70.40	-70.84
7.15G	7.5G	1M	AV	7.29578G	-67.60	-69.35	-72.39



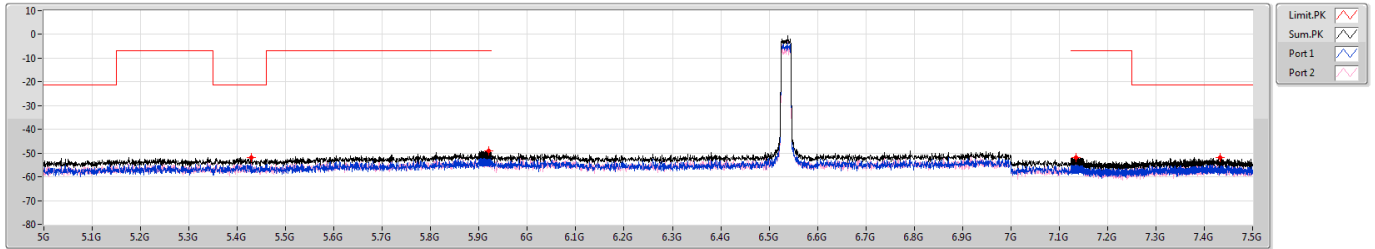
Unwanted Conducted Emissions(4.5GHz~7GHz) - ST M.2, PCIe Module

Appendix D.7

6.525-6.875GHz_802.11ax HEW20_Nss1,(MCS0)_2TX

CSE Bandedge [PK]

6535MHz

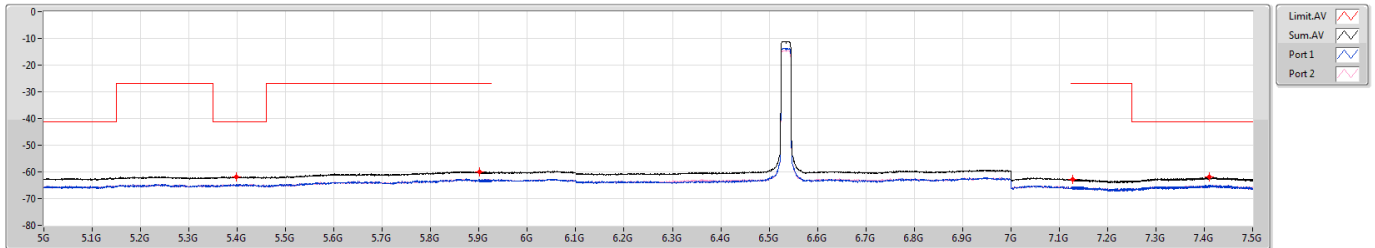


F-Start(Hz)	F-Stop(Hz)	RBW(Hz)	Type	Freq(Hz)	Psum(dBm)	P1(dBm)	P2(dBm)
5G	5.9G	1M	PK	5.42975G	-51.91	-55.60	-54.34
5.9G	5.925G	1M	PK	5.92064G	-49.09	-52.07	-52.14
7.125G	7.15G	1M	PK	7.13515G	-51.98	-56.68	-53.78
7.15G	7.5G	1M	PK	7.43315G	-51.78	-54.32	-55.32

6.525-6.875GHz_802.11ax HEW20_Nss1,(MCS0)_2TX

CSE Bandedge [AV]

6535MHz



F-Start(Hz)	F-Stop(Hz)	RBW(Hz)	Type	Freq(Hz)	Psum(dBm)	P1(dBm)	P2(dBm)
5G	5.9G	1M	AV	5.39825G	-61.74	-64.75	-64.75
5.9G	5.925G	1M	AV	5.90066G	-59.95	-63.10	-62.83
7.125G	7.15G	1M	AV	7.12799G	-62.70	-65.71	-65.71
7.15G	7.5G	1M	AV	7.4104G	-62.00	-64.90	-65.12



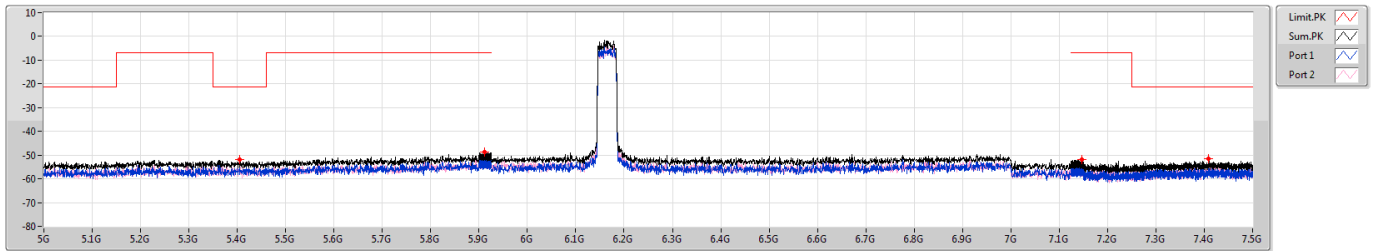
Unwanted Conducted Emissions(4.5GHz~7GHz) - ST M.2, PCIe Module

Appendix D.7

5.925-6.425GHz_802.11ax HEW40_Nss1,(MCS0)_2TX

CSE Bandedge [PK]

6165MHz

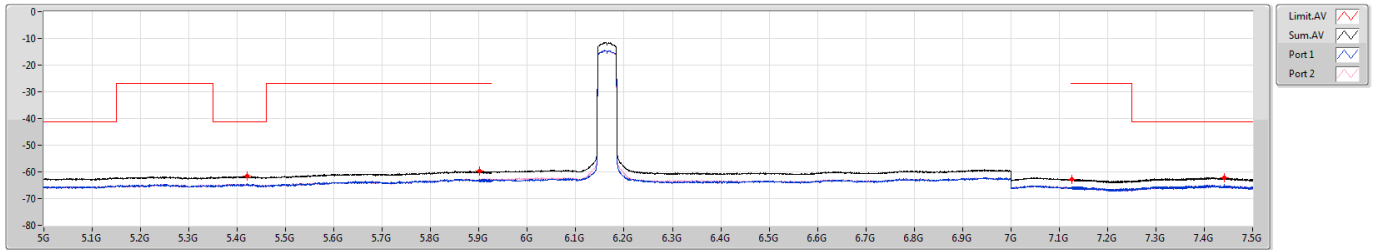


F-Start(Hz)	F-Stop(Hz)	RBW(Hz)	Type	Freq(Hz)	Psum(dBm)	P1(dBm)	P2(dBm)
5G	5.9G	1M	PK	5.40545G	-51.84	-56.13	-53.87
5.9G	5.925G	1M	PK	5.91113G	-48.66	-52.75	-50.80
7.125G	7.15G	1M	PK	7.1471G	-51.94	-56.11	-54.04
7.15G	7.5G	1M	PK	7.40935G	-51.63	-56.29	-53.45

5.925-6.425GHz_802.11ax HEW40_Nss1,(MCS0)_2TX

CSE Bandedge [AV]

6165MHz



F-Start(Hz)	F-Stop(Hz)	RBW(Hz)	Type	Freq(Hz)	Psum(dBm)	P1(dBm)	P2(dBm)
5G	5.9G	1M	AV	5.42075G	-61.63	-64.51	-64.78
5.9G	5.925G	1M	AV	5.90041G	-59.81	-63.10	-62.56
7.125G	7.15G	1M	AV	7.1265G	-62.69	-65.70	-65.70
7.15G	7.5G	1M	AV	7.44138G	-62.11	-64.80	-65.46



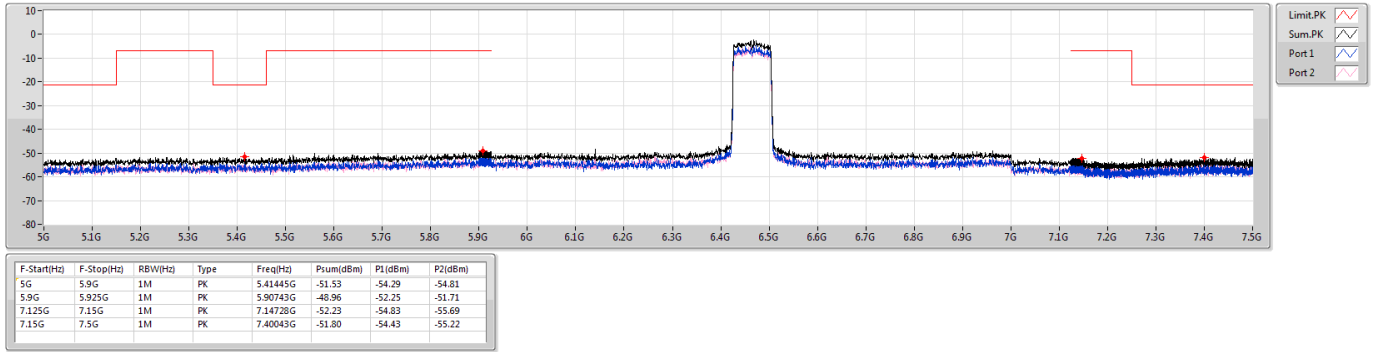
Unwanted Conducted Emissions(4.5GHz~7GHz) - ST M.2, PCIe Module

Appendix D.7

6.425-6.525GHz_802.11ax HEW80_Nss1,(MCS0)_2TX

CSE Bandedge [PK]

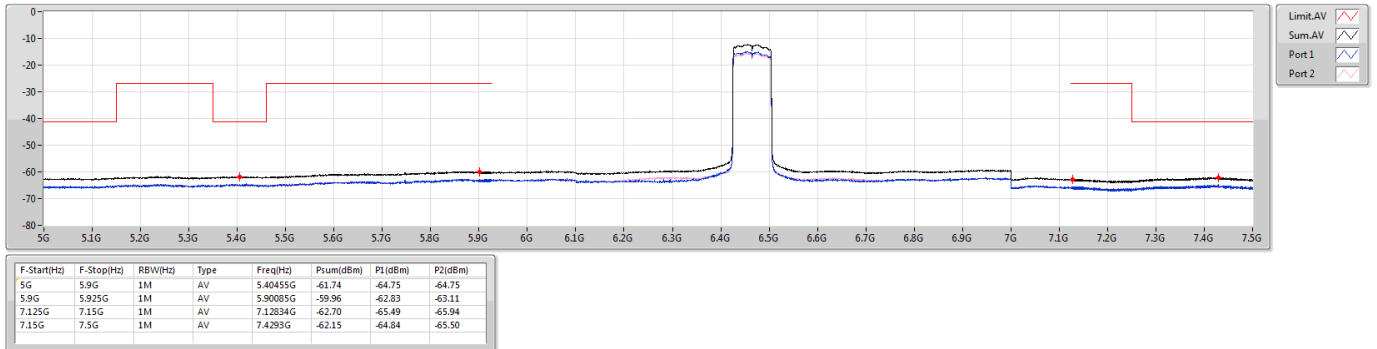
6465MHz



6.425-6.525GHz_802.11ax HEW80_Nss1,(MCS0)_2TX

CSE Bandedge [AV]

6465MHz



Summary

Mode	Result	F-Start (Hz)	F-Stop (Hz)	Type	EIRP (dBm)	Psum (dBm)	P2 (dBm)	P1 (dBm)	Limit (dBm)	Margin (dB)	DG (dBi)
5.925-6.425GHz	-	-	-	-	-	-	-	-	-	-	-
802.11ax HEW40_Nss1,(MCS0)_2TX-OFDMA	Pass	18G	40G	AV	-46.70	-54.91	-57.99	-57.86	-41.20	-5.50	8.21
6.425-6.525GHz	-	-	-	-	-	-	-	-	-	-	-
802.11ax HEW80_Nss1,(MCS0)_2TX-OFDMA	Pass	18G	40G	AV	-46.82	-55.03	-57.48	-58.69	-41.20	-5.62	8.21
6.525-6.875GHz	-	-	-	-	-	-	-	-	-	-	-
802.11ax HEW20_Nss1,(MCS0)_2TX-OFDMA	Pass	18G	40G	AV	-46.64	-54.85	-57.61	-58.13	-41.20	-5.44	8.21
6.875-7.125GHz	-	-	-	-	-	-	-	-	-	-	-
802.11a_Nss1,(6Mbps)_2TX	Pass	18G	40G	AV	-46.58	-54.79	-58.06	-57.55	-41.20	-5.38	8.21

DG = Directional Gain ; PX=Port X; Psum=P1+P2+...PX

Result

Mode	Result	F-Start (Hz)	F-Stop (Hz)	Type	Freq (Hz)	DG (dBi)	P1 (dBm)	P2 (dBm)	Psum (dBm)	EIRP (dBm)	Limit (dBm)	Margin (dB)
802.11a_Nss1,(6Mbps)_2TX	-	-	-	-	-	-	-	-	-	-	-	-
7115MHz	Pass	7.5G	18G	AV	14.22558G	8.21	-68.97	-68.65	-65.80	-57.59	-27.00	-30.59
7115MHz	Pass	7.5G	18G	AV	15.73627G	8.21	-66.11	-64.67	-62.32	-54.11	-41.20	-12.91
7115MHz	Pass	18G	40G	AV	21.35431G	8.21	-69.03	-67.14	-64.97	-56.76	-41.20	-15.56
7115MHz	Pass	18G	40G	AV	39.89344G	8.21	-57.55	-58.06	-54.79	-46.58	-41.20	-5.38
7115MHz	Pass	7.5G	18G	PK	14.22984G	8.21	-61.76	-59.57	-57.52	-49.31	-7.00	-42.31
7115MHz	Pass	7.5G	18G	PK	15.75366G	8.21	-57.05	-57.41	-54.22	-46.01	-21.20	-24.81
7115MHz	Pass	18G	40G	PK	21.35638G	8.21	-58.91	-60.66	-56.69	-48.48	-21.20	-27.28
7115MHz	Pass	18G	40G	PK	39.84531G	8.21	-51.08	-47.87	-46.17	-37.96	-21.20	-16.76
802.11ax HEW20_Nss1,(MCS0)_2TX-OFDMA	-	-	-	-	-	-	-	-	-	-	-	-
6535MHz	Pass	7.5G	18G	AV	13.06927G	8.21	-67.66	-68.98	-65.26	-57.05	-27.00	-30.05
6535MHz	Pass	7.5G	18G	AV	15.75234G	8.21	-64.94	-64.94	-61.93	-53.72	-41.20	-12.52
6535MHz	Pass	18G	40G	AV	19.59156G	8.21	-66.66	-65.99	-63.30	-55.09	-41.20	-13.89
6535MHz	Pass	18G	40G	AV	39.8075G	8.21	-58.13	-57.61	-54.85	-46.64	-41.20	-5.44
6535MHz	Pass	7.5G	18G	PK	13.07025G	8.21	-60.16	-59.40	-56.75	-48.54	-7.00	-41.54
6535MHz	Pass	7.5G	18G	PK	15.73627G	8.21	-58.40	-55.49	-53.70	-45.49	-21.20	-24.29
6535MHz	Pass	18G	40G	PK	19.60463G	8.21	-58.92	-58.31	-55.59	-47.38	-21.20	-26.18
6535MHz	Pass	18G	40G	PK	39.84806G	8.21	-51.38	-48.33	-46.58	-38.37	-21.20	-17.17
802.11ax HEW40_Nss1,(MCS0)_2TX-OFDMA	-	-	-	-	-	-	-	-	-	-	-	-
6165MHz	Pass	7.5G	18G	AV	12.33164G	8.21	-71.87	-71.87	-68.86	-60.65	-41.20	-19.45
6165MHz	Pass	7.5G	18G	AV	15.74841G	8.21	-65.87	-64.96	-62.38	-54.17	-41.20	-12.97
6165MHz	Pass	18G	40G	AV	18.46131G	8.21	-66.43	-65.89	-63.14	-54.93	-41.20	-13.73
6165MHz	Pass	18G	40G	AV	39.99519G	8.21	-57.86	-57.99	-54.91	-46.70	-41.20	-5.50
6165MHz	Pass	7.5G	18G	PK	12.33952G	8.21	-65.48	-62.96	-61.03	-52.82	-21.20	-31.62
6165MHz	Pass	7.5G	18G	PK	15.72544G	8.21	-55.81	-58.58	-53.97	-45.76	-21.20	-24.56



Unwanted Conducted Emissions(7.5GHz~40GHz)
- ST M.2, PCIe Module

Appendix D.8

Mode	Result	F-Start (Hz)	F-Stop (Hz)	Type	Freq (Hz)	DG (dBi)	P1 (dBm)	P2 (dBm)	Psum (dBm)	EIRP (dBm)	Limit (dBm)	Margin (dB)
6165MHz	Pass	18G	40G	PK	18.47025G	8.21	-57.47	-58.45	-54.92	-46.71	-21.20	-25.51
6165MHz	Pass	18G	40G	PK	39.7855G	8.21	-49.31	-50.05	-46.65	-38.44	-21.20	-17.24
802.11ax HEW80_Nss1,(MCS0)_2TX-OFDMA	-	-	-	-	-	-	-	-	-	-	-	-
6465MHz	Pass	7.5G	18G	AV	12.94655G	8.21	-68.19	-70.56	-66.20	-57.99	-27.00	-30.99
6465MHz	Pass	7.5G	18G	AV	15.74414G	8.21	-65.90	-64.86	-62.34	-54.13	-41.20	-12.93
6465MHz	Pass	18G	40G	AV	19.41419G	8.21	-65.82	-64.48	-62.09	-53.88	-41.20	-12.68
6465MHz	Pass	18G	40G	AV	39.99519G	8.21	-58.69	-57.48	-55.03	-46.82	-41.20	-5.62
6465MHz	Pass	7.5G	18G	PK	12.91406G	8.21	-60.89	-59.94	-57.38	-49.17	-7.00	-42.17
6465MHz	Pass	7.5G	18G	PK	15.75563G	8.21	-57.90	-56.72	-54.26	-46.05	-21.20	-24.85
6465MHz	Pass	18G	40G	PK	19.45063G	8.21	-59.75	-55.35	-54.00	-45.79	-21.20	-24.59
6465MHz	Pass	18G	40G	PK	39.8075G	8.21	-49.62	-50.08	-46.83	-38.62	-21.20	-17.42

DG = Directional Gain ; PX=Port X; Psum=P1+P2+...PX



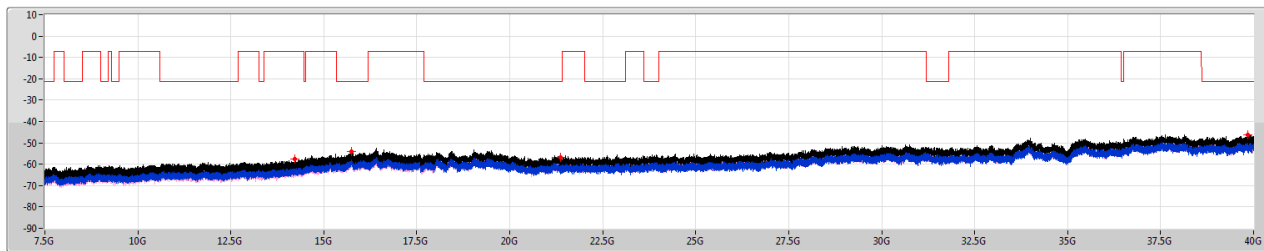
Unwanted Conducted Emissions(7.5GHz~40GHz) - ST M.2, PCIe Module

Appendix D.8

6.875-7.125GHz_802.11a_Nss1,(6Mbps)_2TX

CSE [PK]

7115MHz



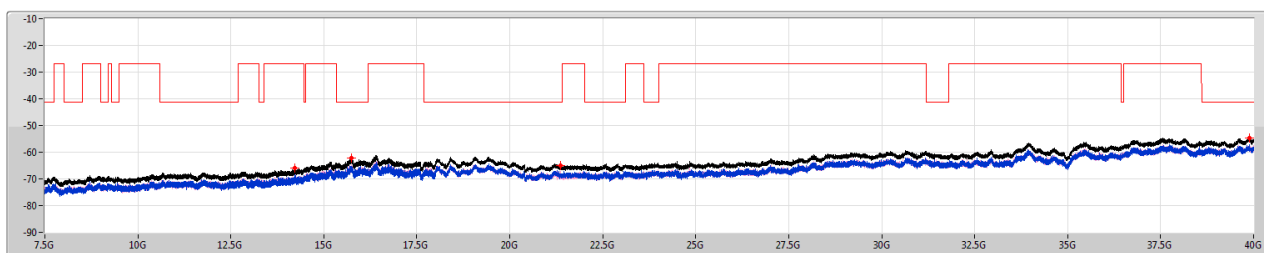
Limit.PK
Sum.PK
Port 1
Port 2

F-Start(Hz)	F-Stop(Hz)	RBW(Hz)	Type	Freq(Hz)	Psum(dBm)	P1(dBm)	P2(dBm)
7.5G	18G	1M	PK	14.22984G	-57.52	-61.76	-59.57
7.5G	18G	1M	PK	15.75366G	-54.22	-57.05	-57.41
18G	40G	1M	PK	21.35638G	-56.69	-58.91	-60.66
18G	40G	1M	PK	39.84531G	-46.17	-51.08	-47.67

6.875-7.125GHz_802.11a_Nss1,(6Mbps)_2TX

CSE [AV]

7115MHz



Limit.AV
Sum.AV
Port 1
Port 2

F-Start(Hz)	F-Stop(Hz)	RBW(Hz)	Type	Freq(Hz)	Psum(dBm)	P1(dBm)	P2(dBm)
7.5G	18G	1M	AV	14.22558G	-65.80	-68.97	-68.65
7.5G	18G	1M	AV	15.73627G	-62.32	-66.11	-64.67
18G	40G	1M	AV	21.35431G	-64.97	-69.03	-67.14
18G	40G	1M	AV	39.89344G	-54.79	-57.55	-58.06



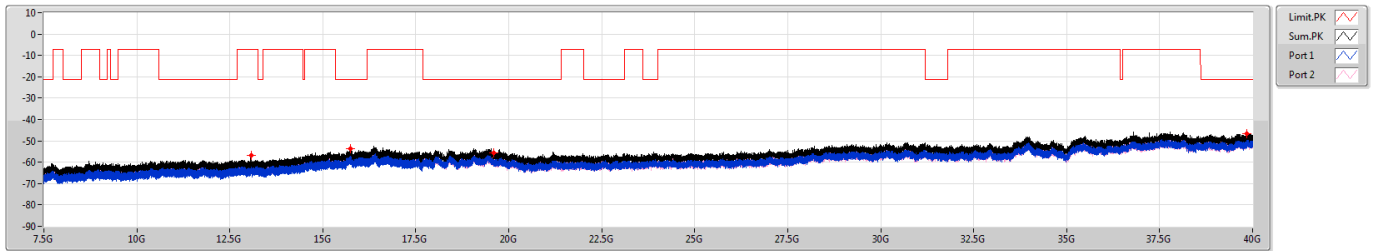
Unwanted Conducted Emissions(7.5GHz~40GHz) - ST M.2, PCIe Module

Appendix D.8

6.525-6.875GHz_802.11ax HEW20_Nss1,(MCS0)_2TX

CSE [PK]

6535MHz

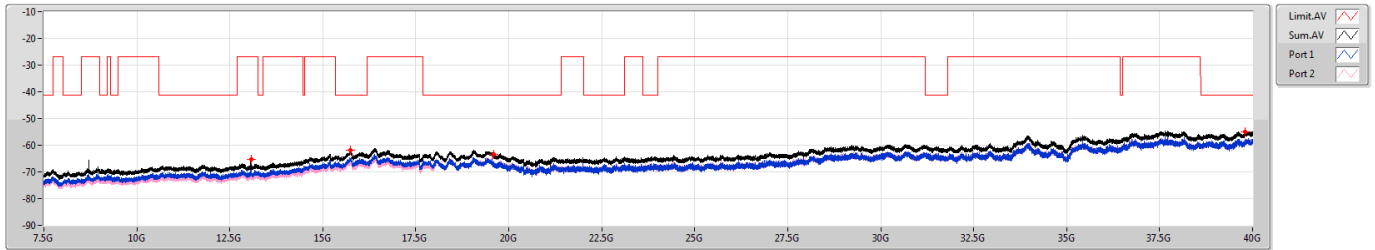


F-Start(Hz)	F-Stop(Hz)	RBW(Hz)	Type	Freq(Hz)	Psum(dBm)	P1(dBm)	P2(dBm)
7.5G	18G	1M	PK	13.07025G	-56.75	-60.16	-59.40
7.5G	18G	1M	PK	15.73627G	-53.70	-58.40	-55.49
18G	40G	1M	PK	19.60463G	-55.59	-58.92	-58.31
18G	40G	1M	PK	39.84806G	-46.58	-51.38	-48.33

6.525-6.875GHz_802.11ax HEW20_Nss1,(MCS0)_2TX

CSE [AV]

6535MHz



F-Start(Hz)	F-Stop(Hz)	RBW(Hz)	Type	Freq(Hz)	Psum(dBm)	P1(dBm)	P2(dBm)
7.5G	18G	1M	AV	13.06927G	-65.26	-67.66	-68.98
7.5G	18G	1M	AV	15.75234G	-61.93	-64.94	-64.94
18G	40G	1M	AV	19.59156G	-63.30	-66.66	-65.99
18G	40G	1M	AV	39.8075G	-54.85	-58.13	-57.61



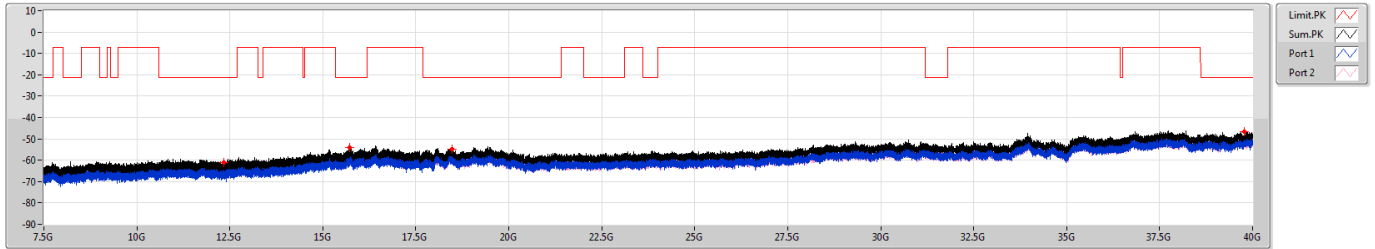
Unwanted Conducted Emissions(7.5GHz~40GHz) - ST M.2, PCIe Module

Appendix D.8

5.925-6.425GHz_802.11ax HEW40_Nss1,(MCS0)_2TX

CSE [PK]

6165MHz

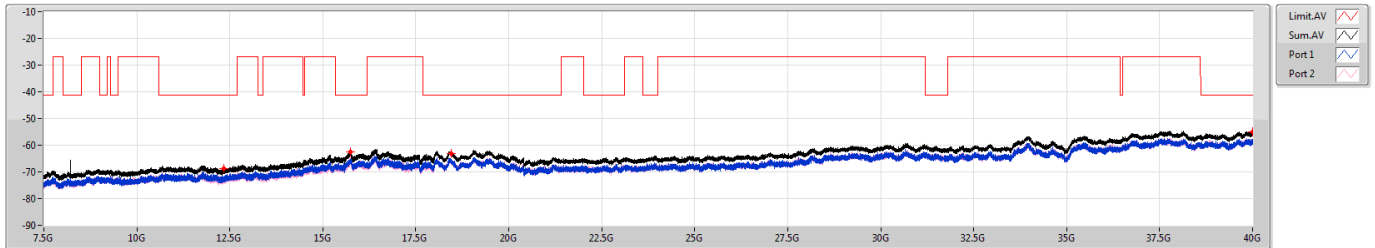


F-Start(Hz)	F-Stop(Hz)	RBW(Hz)	Type	Freq(Hz)	Psum(dBm)	P1(dBm)	P2(dBm)
7.5G	18G	1M	PK	12.33952G	-61.03	-65.48	-62.96
7.5G	18G	1M	PK	15.72544G	-53.97	-55.81	-58.58
18G	40G	1M	PK	18.47025G	-54.92	-57.47	-58.45
18G	40G	1M	PK	39.7855G	-46.65	-49.31	-50.05

5.925-6.425GHz_802.11ax HEW40_Nss1,(MCS0)_2TX

CSE [AV]

6165MHz



F-Start(Hz)	F-Stop(Hz)	RBW(Hz)	Type	Freq(Hz)	Psum(dBm)	P1(dBm)	P2(dBm)
7.5G	18G	1M	AV	12.33164G	-68.86	-71.87	-71.87
7.5G	18G	1M	AV	15.74841G	-62.38	-65.87	-64.96
18G	40G	1M	AV	18.46131G	-63.14	-66.43	-65.89
18G	40G	1M	AV	39.99519G	-54.91	-57.86	-57.99



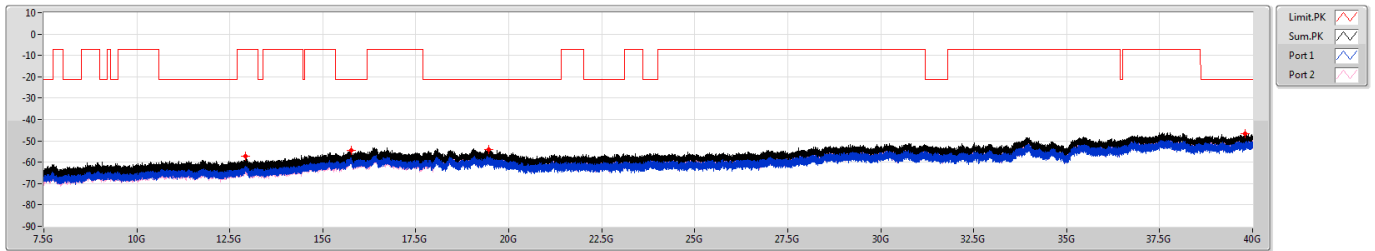
Unwanted Conducted Emissions(7.5GHz~40GHz)
- ST M.2, PCIe Module

Appendix D.8

6.425-6.525GHz_802.11ax HEW80_Nss1,(MCS0)_2TX

CSE [PK]

6465MHz

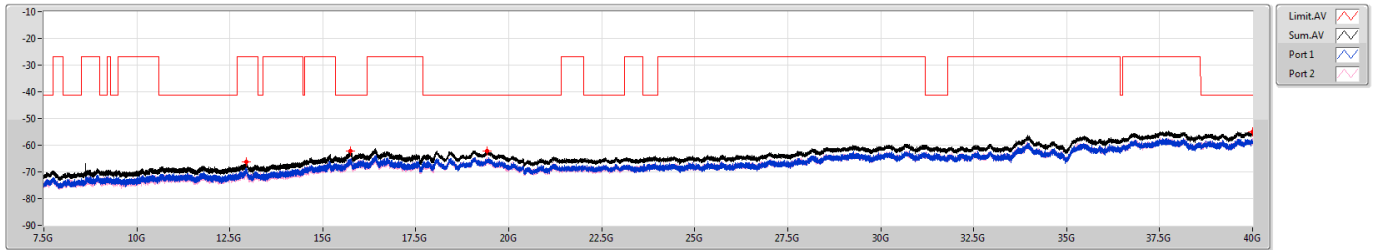


F-Start(Hz)	F-Stop(Hz)	RBW(Hz)	Type	Freq(Hz)	Psum(dBm)	P1(dBm)	P2(dBm)
7.5G	18G	1M	PK	12.91406G	-57.38	-60.89	-59.94
7.5G	18G	1M	PK	15.75563G	-54.26	-57.90	-56.72
18G	40G	1M	PK	19.45063G	-54.00	-59.75	-55.35
18G	40G	1M	PK	39.8075G	-46.83	-49.62	-50.08

6.425-6.525GHz_802.11ax HEW80_Nss1,(MCS0)_2TX

CSE [AV]

6465MHz



F-Start(Hz)	F-Stop(Hz)	RBW(Hz)	Type	Freq(Hz)	Psum(dBm)	P1(dBm)	P2(dBm)
7.5G	18G	1M	AV	12.94655G	-66.20	-68.19	-70.56
7.5G	18G	1M	AV	15.74414G	-62.34	-65.90	-64.86
18G	40G	1M	AV	19.41419G	-62.09	-65.82	-64.48
18G	40G	1M	AV	39.99519G	-55.03	-58.69	-57.48



SC Module

Unwanted Emissions (Below 1GHz)

Modulation	ax HE80-OFDMA		Test Freq. (MHz)		6385	
Polarization	Horizontal					
Test By :Sean Yu Temperature(°C):25 Humidity(%):61						
<div><div><div>Level (dBuV/m)</div><div><div><div><div><div><div></div><div></div><div></div><div></div><div></div><div></div><div></div><div></div><div></div><div></div><div></div><div></div><div></div><div></div><div></div><div></div><div></div><div></div><div></div><div></div><div></div><div></div><div></div><div></div><div></div><div></div><div></div><div></div><div></div><div></div><div></div><div></div><div></div><div></div><div></div><div></div><div></div><div></div><div></div><div></div><div></div><div></div><div></div><div></div><div></div><div></div><div></div><div></div><div></div><div></div><div></div><div></div><div></div><div></div><div></div><div></div><div></div><div></div><div></div><div></div><div></div><div></div><div></div><div></div><div></div><div></div><div></div><div></div><div></div><div></div><div></div><div></div><div></div><div></div><div></div><div></div><div></div><div></div><div></div><div></div><div></div><div></div><div></div><div></div><div></div><div></div><div></div><div></div><div></div><div></div><div></div><div></div><div></div><div></div><div></div><div></div><div></div><div></div><div></div><div></div><div></div><div></div><div></div><div></div><div></div><div></div><div></div><div></div><div></div><div></div><div></div><div></div><div></div><div></div><div></div><div></div><div></div><div></div><div></div><div></div><div></div><div></div><div></div><div></div><div></div><div></div><div></div><div></div><div></div><div></div><div></div><div></div><div></div><div></div><div></div><div></div><div></div><div></div><div></div><div></div><div></div><div></div><div></div><div></div><div></div><div></div><div></div><div></div><div></div><div></div><div></div><div></div><div></div><div></div><div></div><div></div><div></div><div></div><div></div><div></div><div></div><div></div><div></div><div></div><div></div><div></div><div></div><div></div><div></div><div></div><div></div><div></div><div></div><div></div><div></div><div></div><div></div><div></div><div></div><div></div><div></div><div></div><div></div><div></div><div></div><div></div><div></div><div></div><div></div><div></div><div></div><div></div><div></div><div></div><div></div><div></div><div></div><div></div><div></div><div></div><div></div><div></div><div></div><div></div><div></div><div></div><div></div><div></div><div></div><div></div><div></div><div></div><div></div><div></div><div></div><div></div><div></div><div></div><div></div><div></div><div></div><div></div><div></div><div></div><div></div><div></div><div></div><div></div><div></div><div></div><div></div><div></div><div></div><div></div><div></div><div></div><div></div><div></div><div></div><div></div><div></div><div></div><div></div><div></div><div></div><div></div><div></div><div></div><div></div><div></div><div></div><div></div><div></div><div></div><div></div><div></div><div></div><div></div><div></div><div></div><div></div><div></div><div></div><div></div><div></div><div></div><div></div><div></div><div></div><div></div><div></div><div></div><div></div><div></div><div></div><div></div><div></div><div></div><div></div><div></div><div></div><div></div><div></div><div></div><div></div><div></div><div></div><div></div><div></div><div></div><div></div><div></div><div></div><div></div><div></div><div></div><div></div><div></div><div></div><div></div><div></div><div></div><div></div><div></div><div></div><div></div><div></div><div></div><div></div><div></div><div></div><div></div><div></div><div></div><div></div><div></div><div></div><div></div><div></div><div></div><div></div><div></div><div></div><div></div><div></div><div></div><div></div><div></div><div></div><div></div><div></div><div></div><div></div><div></div><div></div><div></div><div></div><div></div><div></div><div></div><div></div><div></div><div></div><div></div><div></div><div></div><div></div><div></div><div></div><div></div><div></div><div></div><div></div><div></div><div></div><div></div><div></div><div></div><div></div><div></div><div></div><div></div><div></div><div></div><div></div><div></div><div></div><div></div><div></div><div></div><div></div><div></div><div></div><div></div><div></div><div></div><div></div><div></div><div></div><div></div><div></div><div></div><div></div><div></div><div></div><div></div><div></div><div></div><div></div><div></div><div></div><div></div><div></div><div></div><div></div><div></div><div></div><div></div><div></div><div></div><div></div><div></div><div></div><div></div><div></div><div></div><div></div><div></div><div></div><div></div><div></div><div></div><div></div><div></div><div></div><div></div><div></div><div></div><div></div><div></div><div></div><div></div><div></div><div></div><div></div><div></div><div></div><div></div><div></div><div></div><div></div><div></div><div></div><div></div><div></div><div></div><div></div><div></div><div></div><div></div><div></div><div></div><div></div><div></div><div></div><div></div><div></div><div></div><div></div><div></div><div></div><div></div><div></div><div></div><div></div><div></div><div></div><div></div><div></div><div></div><div></div><div></div><div></div><div></div><div></div><div></div><div></div><div></div><div></div><div></div><div></div><div></div><div></div><div></div><div></div><div></div><div></div><div></div><div></div><div></div><div></div><div></div><div></div><div></div><div></div><div></div><div></div><div></div><div></div><div></div><div></div><div></div><div></div><div></div><div></div><div></div><div></div><div></div><div></div><div></div><div></div><div></div><div></div><div></div><div></div><div></div><div></div><div></div><div></div><div></div><div></div><div></div><div></div><div></div><div></div><div></div><div></div><div></div><div></div><div></div><div></div><div></div><div></div><div></div><div></div><div></div><div></div><div></div><div></div><div></div><div></div><div></div><div></div><div></div><div></div><div></div><div></div><div></div><div></div><div></div><div></div><div></div><div></div><div></div><div></div><div></div><div></div><div></div><div></div><div></div><div></div><div></div><div></div><div></div><div></div><div></div><div></div><div></div><div></div><div></div><div></div><div></div><div></div><div></div><div></div><div></div><div></div><div></div><div></div><div></div><div></div><div></div><div></div><div></div><div></div><div></div><div></div><div></div><div></div><div></div><div></div><div></div><div></div><div></div><div></div><div></div><div></div><div></div><div></div><div></div><div></div><div></div><div></div><div></div><div></div><div></div><div></div><div></div><div></div><div></div><div></div><div></div><div></div><div></div><div></div><div></div><div></div><div></div><div></div><div></div><div></div><div></div><div></div><div></div><div></div><div></div><div></div><div></div><div></div><div></div><div></div><div></div><div></div><div></div><div></div><div></div><div></div><div></div><div></div><div></div><div></div><div></div><div></div><div></div><div></div><div></div><div></div><div></div><div></div><div></div><div></div><div></div><div></div><div></div><div></div><div></div><div></div><div></div><div></div><div></div><div></div><div></div><div></div><div></div><div></div><div></div><div></div><div></div><div></div><div></div><div></div><div></div><div></div><div></div><div></div><div></div><div></div><div></div><div></div><div></div><div></div><div></div><div></div><div></div><div></div><div></div><div></div><div></div><div></div><div></div><div></div><div></div><div></div><div></div><div></div><div></div><div></div><div></div><div></div><div></div><div></div><div></div><div></div><div></div><div></div><div></div><div></div><div></div><div></div><div></div><div></div><div></div><div></div><div></div><div></div><div></div><div></div><div></div><div></div><div></div><div></div><div></div><div></div><div></div><div></div><div></div><div></div><div></div><div></div><div></div><div></div><div></div><div></div><div></div><div></div><div></div><div></div><div></div><div></div><div></div><div></div><div></div><div></div><div></div><div></div><div></div><div></div><div></div><div></div><div></div><div></div><div></div><div></div><div></div><div></div><div></div><div></div><div></div><div></div><div></div><div></div><div></div><div></div><div></div><div></div><div></div><div></div><div></div><div></div><div></div><div></div><div></div><div></div><div></div><div></div><div></div><div></div><div></div><div></div><div></div><div></div><div></div><div></div><div></div><div></div><div></div><div></div><div></div><div></div><div></div><div></div><div></div><div></div><div></div><div></div><div></div><div></div><div></div><div></div><div></div><div></div><div></div><div></div><div></div><div></div><div></div><div></div><div></div><div></div><div></div><div></div><div></div><div></div><div></div><div></div><div></div><div></div><div></div><div></div><div></div><div></div><div></div><div></div><div></div><div></div><div></div><div></div><div></div><div></div><div></div><div></div><div></div><div></div><div></div><div></div><div></div><div></div><div></div><div></div><div></div><div></div><div></div><div></div><div></div><div></div><div></div><div></div><div></div><div></div><div></div><div></div><div></div><div></div><div></div><div></div><div></div><div></div><div></div><div></div><div></div><div></div><div></div><div></div><div></div><div></div><div></div><div></div><div></div><div></div><div></div><div></div><div></div><div></div><div></div><div></div><div></div><div></div><div></div><div></div><div></div><div></div><div></div><div></div><div></div><div></div><div></div><div></div><div></div><div></div><div></div><div></div><div></div><div></div><div></div><div></div><div></div><div></div><div></div><div></div><div></div><div></div><div></div><div></div><div></div><div></div><div></div><div></div><div></div><div></div><div></div><div></div><div></div><div></div><div></div><div></div><div></div><div></div><div></div><div></div><div></div><div></div><div></div><div></div><div></div><div></div><div></div><div></div><div></div><div></div><div></div><div></div><div></div><div></div><div></div><div></div><div></div><div></div><div></div><div></div><div></div><div></div><div></div><div></div><div></div><div></div><div></div><div></div><div></div><div></div><div></div><div></div><div></div><div></div><div></div><div></div><div></div><div></div><div></div><div></div><div></div><div></div><div></div><div></div><div></div><div></div><div></div><div></div><div></div><div></div><div></div><div></div><div></div><div></div><div></div><div></div><div></div><div></div><div></div><div></div><div></div><div></div><div></div><div></div><div></div><div></div><div></div><div></div><div></div><div></div><div></div><div></div><div></div><div></div><div></div><div></div><div></div><div></div><div></div><div></div><div></div><div></div><div></div><div></div><div></div><div></div><div></div><div></div><div></div><div></div><div></div><div></div><div></div><div></div><div></div><div></div><div></div><div></div><div></div><div></div><div></div><div></div><div></div><div></div><div></div><div></div><div></div><div></div><div></div><div></div><div></div><div></div><div></div><div></div><div></div><div></div><div></div><div></div><div></div><div></div><div></div><div></div><div></div><div></div><div></div><div></div><div></div><div></div><div></div><div></div><div></div><div></div><div></div><div></div><div></div><div></div><div></div><div></div><div></div><div></div><div></div><div></div><div></div><div></div><div></div><div></div><div></div><div></div><div></div><div></div><div></div><div></div><div></div><div></div><div></div><div></div><div></div><div></div><div></div><div></div><div></div><div></div><div></div><div></div><div></div><div></div><div></div><div></div><div></div><div></div><div></div><div></div><div></div><div></div><div></div><div></div><div></div><div></div><div></div><div></div><div></div><div></div><div></div><div></div><div></div><div></div><div></div><div></div><div></div><div></div><div></div><div></div><div></div><div></div><div></div><div></div><div></div><div></div><div></div><div></div><div></div><div></div><div></div><div></div><div></div><div></div><div></div><div></div><div></div><div></div><div></div><div></div><div></div><div></div><div></div><div></div><div></div><div></div><div></div><div></div><div></div><div></div><div></div><div></div><div></div><div></div><div></div><div></div><div></div><div></div><div></div><div></div><div></div><div></div><div></div><div></div><div></div><div></div><div></div><div></div><div></div><div></div><div></div><div></div><div></div><div></div><div></div><div></div><div></div><div></div><div></div><div></div><div></div><div></div><div></div><div></div><div></div><div></div><div></div><div></div><div></div><div></div><div></div><div></div><div></div><div></div><div></div><div></div><div></div><div></div><div></div><div></div><div></div><div></div><div></div><div></div><div></div><div></div><div></div><div></div><div></div><div></div><div></div><div></div><div></div><div></div><div></div><div></div><div></div><div></div><div></div><div></div><div></div><div></div><div></div><div></div><div></div><div></div><div></div><div></div><div></div><div></div><div></div><div></div><div></div><div></div><div></div><div></div><div></div><div></div><div></div><div></div><div></div><div></div><div></div><div></div><div></div><div></div><div></div><div></div><div></div><div></div><div></div><div></div><div></div><div></div><div></div><div></div><div></div><div></div><div></div><div></div><div></div><div></div><div></div><div></div><div></div><div></div><div></div><div></div><div></div><div></div><div></div><div></div><div></div><div></div><div></div><div></div><div></div><div></div><div></div><div></div><div></div><div></div><div></div><div></div><div></div><div></div><div></div><div></div><div></div><div></div><div></div><div></div><div></div><div></div><div></div><div></div><div></div><div></div><div></div><div></div><div></div><div></div><div></div><div></div><div></div><div></div><div></div><div></div><div></div><div></div><div></div><div></div><div></div><div></div><div></div><div></div><div></div><div></div><div></div><div></div><div></div><div></div><div></div><div></div><div></div><div></div><div></div><div></div><</div></div></div></div></div></div></div>						



Modulation	ax HE80-OFDMA	Test Freq. (MHz)	6385
Polarization	Vertical		
Test By :Sean Yu Temperature(°C):25 Humidity(%):61			
<div><div><div>Level (dBuV/m)</div><div><div><div><div><div><div></div><div></div><div></div><div></div><div></div><div></div><div></div><div></div><div></div><div></div><div></div><div></div><div></div><div></div><div></div><div></div><div></div><div></div><div></div><div></div><div></div><div></div><div></div><div></div><div></div><div></div><div></div><div></div><div></div><div></div><div></div><div></div><div></div><div></div><div></div><div></div><div></div><div></div><div></div><div></div><div></div><div></div><div></div><div></div><div></div><div></div><div></div><div></div><div></div><div></div><div></div><div></div><div></div><div></div><div></div><div></div><div></div><div></div><div></div><div></div><div></div><div></div><div></div><div></div><div></div><div></div><div></div><div></div><div></div><div></div><div></div><div></div><div></div><div></div><div></div><div></div><div></div><div></div><div></div><div></div><div></div><div></div><div></div><div></div><div></div><div></div><div></div><div></div><div></div><div></div><div></div><div></div><div></div><div></div><div></div><div></div><div></div><div></div><div></div><div></div><div></div><div></div><div></div><div></div><div></div><div></div><div></div><div></div><div></div><div></div><div></div><div></div><div></div><div></div><div></div><div></div><div></div><div></div><div></div><div></div><div></div><div></div><div></div><div></div><div></div><div></div><div></div><div></div><div></div><div></div><div></div><div></div><div></div><div></div><div></div><div></div><div></div><div></div><div></div><div></div><div></div><div></div><div></div><div></div><div></div><div></div><div></div><div></div><div></div><div></div><div></div><div></div><div></div><div></div><div></div><div></div><div></div><div></div><div></div><div></div><div></div><div></div><div></div><div></div><div></div><div></div><div></div><div></div><div></div><div></div><div></div><div></div><div></div><div></div><div></div><div></div><div></div><div></div><div></div><div></div><div></div><div></div><div></div><div></div><div></div><div></div><div></div><div></div><div></div><div></div><div></div><div></div><div></div><div></div><div></div><div></div><div></div><div></div><div></div><div></div><div></div><div></div><div></div><div></div><div></div><div></div><div></div><div></div><div></div><div></div><div></div><div></div><div></div><div></div><div></div><div></div><div></div><div></div><div></div><div></div><div></div><div></div><div></div><div></div><div></div><div></div><div></div><div></div><div></div><div></div><div></div><div></div><div></div><div></div><div></div><div></div><div></div><div></div><div></div><div></div><div></div><div></div><div></div><div></div><div></div><div></div><div></div><div></div><div></div><div></div><div></div><div></div><div></div><div></div><div></div><div></div><div></div><div></div><div></div><div></div><div></div><div></div><div></div><div></div><div></div><div></div><div></div><div></div><div></div><div></div><div></div><div></div><div></div><div></div><div></div><div></div><div></div><div></div><div></div><div></div><div></div><div></div><div></div><div></div><div></div><div></div><div></div><div></div><div></div><div></div><div></div><div></div><div></div><div></div><div></div><div></div><div></div><div></div><div></div><div></div><div></div><div></div><div></div><div></div><div></div><div></div><div></div><div></div><div></div><div></div><div></div><div></div><div></div><div></div><div></div><div></div><div></div><div></div><div></div><div></div><div></div><div></div><div></div><div></div><div></div><div></div><div></div><div></div><div></div><div></div><div></div><div></div><div></div><div></div><div></div><div></div><div></div><div></div><div></div><div></div><div></div><div></div><div></div><div></div><div></div><div></div><div></div><div></div><div></div><div></div><div></div><div></div><div></div><div></div><div></div><div></div><div></div><div></div><div></div><div></div><div></div><div></div><div></div><div></div><div></div><div></div><div></div><div></div><div></div><div></div><div></div><div></div><div></div><div></div><div></div><div></div><div></div><div></div><div></div><div></div><div></div><div></div><div></div><div></div><div></div><div></div><div></div><div></div><div></div><div></div><div></div><div></div><div></div><div></div><div></div><div></div><div></div><div></div><div></div><div></div><div></div><div></div><div></div><div></div><div></div><div></div><div></div><div></div><div></div><div></div><div></div><div></div><div></div><div></div><div></div><div></div><div></div><div></div><div></div><div></div><div></div><div></div><div></div><div></div><div></div><div></div><div></div><div></div><div></div><div></div><div></div><div></div><div></div><div></div><div></div><div></div><div></div><div></div><div></div><div></div><div></div><div></div><div></div><div></div><div></div><div></div><div></div><div></div><div></div><div></div><div></div><div></div><div></div><div></div><div></div><div></div><div></div><div></div><div></div><div></div><div></div><div></div><div></div><div></div><div></div><div></div><div></div><div></div><div></div><div></div><div></div><div></div><div></div><div></div><div></div><div></div><div></div><div></div><div></div><div></div><div></div><div></div><div></div><div></div><div></div><div></div><div></div><div></div><div></div><div></div><div></div><div></div><div></div><div></div><div></div><div></div><div></div><div></div><div></div><div></div><div></div><div></div><div></div><div></div><div></div><div></div><div></div><div></div><div></div><div></div><div></div><div></div><div></div><div></div><div></div><div></div><div></div><div></div><div></div><div></div><div></div><div></div><div></div><div></div><div></div><div></div><div></div><div></div><div></div><div></div><div></div><div></div><div></div><div></div><div></div><div></div><div></div><div></div><div></div><div></div><div></div><div></div><div></div><div></div><div></div><div></div><div></div><div></div><div></div><div></div><div></div><div></div><div></div><div></div><div></div><div></div><div></div><div></div><div></div><div></div><div></div><div></div><div></div><div></div><div></div><div></div><div></div><div></div><div></div><div></div><div></div><div></div><div></div><div></div><div></div><div></div><div></div><div></div><div></div><div></div><div></div><div></div><div></div><div></div><div></div><div></div><div></div><div></div><div></div><div></div><div></div><div></div><div></div><div></div><div></div><div></div><div></div><div></div><div></div><div></div><div></div><div></div><div></div><div></div><div></div><div></div><div></div><div></div><div></div><div></div><div></div><div></div><div></div><div></div><div></div><div></div><div></div><div></div><div></div><div></div><div></div><div></div><div></div><div></div><div></div><div></div><div></div><div></div><div></div><div></div><div></div><div></div><div></div><div></div><div></div><div></div><div></div><div></div><div></div><div></div><div></div><div></div><div></div><div></div><div></div><div></div><div></div><div></div><div></div><div></div><div></div><div></div><div></div><div></div><div></div><div></div><div></div><div></div><div></div><div></div><div></div><div></div><div></div><div></div><div></div><div></div><div></div><div></div><div></div><div></div><div></div><div></div><div></div><div></div><div></div><div></div><div></div><div></div><div></div><div></div><div></div><div></div><div></div><div></div><div></div><div></div><div></div><div></div><div></div><div></div><div></div><div></div><div></div><div></div><div></div><div></div><div></div><div></div><div></div><div></div><div></div><div></div><div></div><div></div><div></div><div></div><div></div><div></div><div></div><div></div><div></div><div></div><div></div><div></div><div></div><div></div><div></div><div></div><div></div><div></div><div></div><div></div><div></div><div></div><div></div><div></div><div></div><div></div><div></div><div></div><div></div><div></div><div></div><div></div><div></div><div></div><div></div><div></div><div></div><div></div><div></div><div></div><div></div><div></div><div></div><div></div><div></div><div></div><div></div><div></div><div></div><div></div><div></div><div></div><div></div><div></div><div></div><div></div><div></div><div></div><div></div><div></div><div></div><div></div><div></div><div></div><div></div><div></div><div></div><div></div><div></div><div></div><div></div><div></div><div></div><div></div><div></div><div></div><div></div><div></div><div></div><div></div><div></div><div></div><div></div><div></div><div></div><div></div><div></div><div></div><div></div><div></div><div></div><div></div><div></div><div></div><div></div><div></div><div></div><div></div><div></div><div></div><div></div><div></div><div></div><div></div><div></div><div></div><div></div><div></div><div></div><div></div><div></div><div></div><div></div><div></div><div></div><div></div><div></div><div></div><div></div><div></div><div></div><div></div><div></div><div></div><div></div><div></div><div></div><div></div><div></div><div></div><div></div><div></div><div></div><div></div><div></div><div></div><div></div><div></div><div></div><div></div><div></div><div></div><div></div><div></div><div></div><div></div><div></div><div></div><div></div><div></div><div></div><div></div><div></div><div></div><div></div><div></div><div></div><div></div><div></div><div></div><div></div><div></div><div></div><div></div><div></div><div></div><div></div><div></div><div></div><div></div><div></div><div></div><div></div><div></div><div></div><div></div><div></div><div></div><div></div><div></div><div></div><div></div><div></div><div></div><div></div><div></div><div></div><div></div><div></div><div></div><div></div><div></div><div></div><div></div><div></div><div></div><div></div><div></div><div></div><div></div><div></div><div></div><div></div><div></div><div></div><div></div><div></div><div></div><div></div><div></div><div></div><div></div><div></div><div></div><div></div><div></div><div></div><div></div><div></div><div></div><div></div><div></div><div></div><div></div><div></div><div></div><div></div><div></div><div></div><div></div><div></div><div></div><div></div><div></div><div></div><div></div><div></div><div></div><div></div><div></div><div></div><div></div><div></div><div></div><div></div><div></div><div></div><div></div><div></div><div></div><div></div><div></div><div></div><div></div><div></div><div></div><div></div><div></div><div></div><div></div><div></div><div></div><div></div><div></div><div></div><div></div><div></div><div></div><div></div><div></div><div></div><div></div><div></div><div></div><div></div><div></div><div></div><div></div><div></div><div></div><div></div><div></div><div></div><div></div><div></div><div></div><div></div><div></div><div></div><div></div><div></div><div></div><div></div><div></div><div></div><div></div><div></div><div></div><div></div><div></div><div></div><div></div><div></div><div></div><div></div><div></div><div></div><div></div><div></div><div></div><div></div><div></div><div></div><div></div><div></div><div></div><div></div><div></div><div></div><div></div><div></div><div></div><div></div><div></div><div></div><div></div><div></div><div></div><div></div><div></div><div></div><div></div><div></div><div></div><div></div><div></div><div></div><div></div><div></div><div></div><div></div><div></div><div></div><div></div><div></div><div></div><div></div><div></div><div></div><div></div><div></div><div></div><div></div><div></div><div></div><div></div><div></div><div></div><div></div><div></div><div></div><div></div><div></div><div></div><div></div><div></div><div></div><div></div><div></div><div></div><div></div><div></div><div></div><div></div><div></div><div></div><div></div><div></div><div></div><div></div><div></div><div></div><div></div><div></div><div></div><div></div><div></div><div></div><div></div><div></div><div></div><div></div><div></div><div></div><div></div><div></div><div></div><div></div><div></div><div></div><div></div><div></div><div></div><div></div><div></div><div></div><div></div><div></div><div></div><div></div><div></div><div></div><div></div><div></div><div></div><div></div><div></div><div></div><div></div><div></div><div></div><div></div><div></div><div></div><div></div><div></div><div></div><div></div><div></div><div></div><div></div><div></div><div></div><div></div><div></div><div></div><div></div><div></div><div></div><div></div><div></div><div></div><div></div><div></div><div></div><div></div><div></div><div></div><div></div><div></div><div></div><div></div><div></div><div></div><div></div><div></div><div></div><div></div><div></div><div></div><div></div><div></div><div></div><div></div><div></div><div></div><div></div><div></div><div></div><div></div><div></div><div></div><div></div><div></div><div></div><div></div><div></div><div></div><div></div><div></div><div></div><div></div><div></div><div></div><div></div><div></div><div></div><div></div><div></div><div></div><div></div><div></div><div></div><div></div><div></div><div></div><div></div><div></div><div></div><div></div><div></div><div></div><div></div><div></div><div></div><div></div><div></div><div></div><div></div><div></div><div></div><div></div><div></div><div></div><div></div><div></div><div></div><div></div><div></div><div></div><div></div><div></div><div></div><div></div><div></div><div></div><div></div><div></div><div></div><div></div><div></div><div></div><div></div><div></div><div></div><div></div><div></div><div></div><div></div><div></div><div></div><div></div><div></div><div></div><div></div><div></div><div></div><div></div><div></div><div></div><div></div><div></div><div></div><div></div><div></div><div></div><div></div><div></div><div></div><div></div><div></div><div></div><div></div><div></div><div></div><div></div><div></div><div></div><div></div><div></div><div></div><div></div><div></div><div></div><div></div><div></div><div></div><div></div><div></div><div></div><div></div><div></div><div></div><div></div><div></div><div></div><div></div><div></div><div></div><div></div><div></div><div></div><div></div><div></div><div></div><div></div><div></div><div></div><div></div><div></div><div></div><div></div><div></div><div></div><div></div><div></div><div></div><div></div><div></div><div></div><div></div><div></div></div></div></div></div></div></div></div>			

Unwanted Emissions (Above 1GHz) for 11a

Modulation	11a	Test Freq. (MHz)	5955																																																																						
Polarization	Horizontal																																																																								
Test By :Paul Lin Temperature(°C):25 Humidity(%):62																																																																									
<div><div><div>Level (dBuV/m)</div><div></div><div>Frequency (MHz)</div></div></div> <table><thead><tr><th></th><th>Freq. MHz</th><th>Emission level dBuV/m</th><th>Limit dBuV/m</th><th>Margin dB</th><th>SA reading dBuV</th><th>Factor dB/m</th><th>Remark</th><th>ANT High cm</th><th>Turn Table deg</th></tr></thead><tbody><tr><td>1</td><td>4000.00</td><td>50.86</td><td>54.00</td><td>-3.14</td><td>53.10</td><td>-2.24</td><td>Average</td><td>288</td><td>134</td></tr><tr><td>2</td><td>4000.00</td><td>55.72</td><td>74.00</td><td>-18.28</td><td>57.96</td><td>-2.24</td><td>Peak</td><td>288</td><td>134</td></tr><tr><td>3</td><td>11910.00</td><td>42.22</td><td>54.00</td><td>-11.78</td><td>36.19</td><td>6.03</td><td>Average</td><td>100</td><td>149</td></tr><tr><td>4</td><td>11910.00</td><td>55.60</td><td>74.00</td><td>-18.40</td><td>49.57</td><td>6.03</td><td>Peak</td><td>100</td><td>149</td></tr><tr><td>5</td><td>17865.00</td><td>50.27</td><td>54.00</td><td>-3.73</td><td>40.68</td><td>9.59</td><td>Average</td><td>100</td><td>112</td></tr><tr><td>6</td><td>17865.00</td><td>64.48</td><td>74.00</td><td>-9.52</td><td>54.89</td><td>9.59</td><td>Peak</td><td>100</td><td>112</td></tr></tbody></table> <div><div>Note 1: Emission Level (dBuV/m) = SA Reading (dBuV) + Factor* (dB/m)</div><div>*Factor includes antenna factor , cable loss and amplifier gain</div><div>Note 2: Margin (dB) = Emission level (dBuV/m) – Limit (dBuV/m).</div></div>					Freq. MHz	Emission level dBuV/m	Limit dBuV/m	Margin dB	SA reading dBuV	Factor dB/m	Remark	ANT High cm	Turn Table deg	1	4000.00	50.86	54.00	-3.14	53.10	-2.24	Average	288	134	2	4000.00	55.72	74.00	-18.28	57.96	-2.24	Peak	288	134	3	11910.00	42.22	54.00	-11.78	36.19	6.03	Average	100	149	4	11910.00	55.60	74.00	-18.40	49.57	6.03	Peak	100	149	5	17865.00	50.27	54.00	-3.73	40.68	9.59	Average	100	112	6	17865.00	64.48	74.00	-9.52	54.89	9.59	Peak	100	112
	Freq. MHz	Emission level dBuV/m	Limit dBuV/m	Margin dB	SA reading dBuV	Factor dB/m	Remark	ANT High cm	Turn Table deg																																																																
1	4000.00	50.86	54.00	-3.14	53.10	-2.24	Average	288	134																																																																
2	4000.00	55.72	74.00	-18.28	57.96	-2.24	Peak	288	134																																																																
3	11910.00	42.22	54.00	-11.78	36.19	6.03	Average	100	149																																																																
4	11910.00	55.60	74.00	-18.40	49.57	6.03	Peak	100	149																																																																
5	17865.00	50.27	54.00	-3.73	40.68	9.59	Average	100	112																																																																
6	17865.00	64.48	74.00	-9.52	54.89	9.59	Peak	100	112																																																																



Modulation	11a	Test Freq. (MHz)	5955																																																																						
Polarization	Vertical																																																																								
Test By :Paul Lin Temperature(°C):25 Humidity(%):62																																																																									
<div><table><thead><tr><th></th><th>Freq. MHz</th><th>Emission level dBUV/m</th><th>Limit dBUV/m</th><th>Margin dB</th><th>SA reading dBUV</th><th>Factor dB/m</th><th>Remark</th><th>ANT High cm</th><th>Turn Table deg</th></tr></thead><tbody><tr><td>1</td><td>4000.00</td><td>44.56</td><td>54.00</td><td>-9.44</td><td>46.80</td><td>-2.24</td><td>Average</td><td>303</td><td>205</td></tr><tr><td>2</td><td>4000.00</td><td>51.89</td><td>74.00</td><td>-22.11</td><td>54.13</td><td>-2.24</td><td>Peak</td><td>303</td><td>205</td></tr><tr><td>3</td><td>11910.00</td><td>41.99</td><td>54.00</td><td>-12.01</td><td>35.96</td><td>6.03</td><td>Average</td><td>100</td><td>96</td></tr><tr><td>4</td><td>11910.00</td><td>55.84</td><td>74.00</td><td>-18.16</td><td>49.81</td><td>6.03</td><td>Peak</td><td>100</td><td>96</td></tr><tr><td>5</td><td>17865.00</td><td>50.17</td><td>54.00</td><td>-3.83</td><td>40.58</td><td>9.59</td><td>Average</td><td>100</td><td>173</td></tr><tr><td>6</td><td>17865.00</td><td>64.90</td><td>74.00</td><td>-9.10</td><td>55.31</td><td>9.59</td><td>Peak</td><td>100</td><td>173</td></tr></tbody></table></div>					Freq. MHz	Emission level dBUV/m	Limit dBUV/m	Margin dB	SA reading dBUV	Factor dB/m	Remark	ANT High cm	Turn Table deg	1	4000.00	44.56	54.00	-9.44	46.80	-2.24	Average	303	205	2	4000.00	51.89	74.00	-22.11	54.13	-2.24	Peak	303	205	3	11910.00	41.99	54.00	-12.01	35.96	6.03	Average	100	96	4	11910.00	55.84	74.00	-18.16	49.81	6.03	Peak	100	96	5	17865.00	50.17	54.00	-3.83	40.58	9.59	Average	100	173	6	17865.00	64.90	74.00	-9.10	55.31	9.59	Peak	100	173
	Freq. MHz	Emission level dBUV/m	Limit dBUV/m	Margin dB	SA reading dBUV	Factor dB/m	Remark	ANT High cm	Turn Table deg																																																																
1	4000.00	44.56	54.00	-9.44	46.80	-2.24	Average	303	205																																																																
2	4000.00	51.89	74.00	-22.11	54.13	-2.24	Peak	303	205																																																																
3	11910.00	41.99	54.00	-12.01	35.96	6.03	Average	100	96																																																																
4	11910.00	55.84	74.00	-18.16	49.81	6.03	Peak	100	96																																																																
5	17865.00	50.17	54.00	-3.83	40.58	9.59	Average	100	173																																																																
6	17865.00	64.90	74.00	-9.10	55.31	9.59	Peak	100	173																																																																
Note 1: Emission Level (dBUV/m) = SA Reading (dBUV) + Factor* (dB/m) *Factor includes antenna factor , cable loss and amplifier gain Note 2: Margin (dB) = Emission level (dBUV/m) – Limit (dBUV/m).																																																																									



Modulation	11a	Test Freq. (MHz)	6175
Polarization	Horizontal		
Test By :Paul Lin Temperature(°C):25 Humidity(%):62			
<div><div><div>Level (dBuV/m)</div><div><div><div></div><div></div><div></div><div></div><div></div><div></div><div></div><div></div><div></div><div></div><div></div><div></div><div></div><div></div><div></div><div></div><div></div><div></div><div></div><div></div><div></div><div></div><div></div><div></div><div></div><div></div><div></div><div></div><div></div><div></div><div></div><div></div><div></div><div></div><div></div><div></div><div></div><div></div><div></div><div></div><div></div><div></div><div></div><div></div><div></div><div></div><div></div><div></div><div></div><div></div><div></div><div></div><div></div><div></div><div></div><div></div><div></div><div></div><div></div><div></div><div></div><div></div><div></div><div></div><div></div><div></div><div></div><div></div><div></div><div></div><div></div><div></div><div></div><div></div><div></div><div></div><div></div><div></div><div></div><div></div><div></div><div></div><div></div><div></div><div></div><div></div><div></div><div></div><div></div><div></div><div></div><div></div><div></div><div></div><div></div><div></div><div></div><div></div><div></div><div></div><div></div><div></div><div></div><div></div><div></div><div></div><div></div><div></div><div></div><div></div><div></div><div></div><div></div><div></div><div></div><div></div><div></div><div></div><div></div><div></div><div></div><div></div><div></div><div></div><div></div><div></div><div></div><div></div><div></div><div></div><div></div><div></div><div></div><div></div><div></div><div></div><div></div><div></div><div></div><div></div><div></div><div></div><div></div><div></div><div></div><div></div><div></div><div></div><div></div><div></div><div></div><div></div><div></div><div></div><div></div><div></div><div></div><div></div><div></div><div></div><div></div><div></div><div></div><div></div><div></div><div></div><div></div><div></div><div></div><div></div><div></div><div></div><div></div><div></div><div></div><div></div><div></div><div></div><div></div><div></div><div></div><div></div><div></div><div></div><div></div><div></div><div></div><div></div><div></div><div></div><div></div><div></div><div></div><div></div><div></div><div></div><div></div><div></div><div></div><div></div><div></div><div></div><div></div><div></div><div></div><div></div><div></div><div></div><div></div><div></div><div></div><div></div><div></div><div></div><div></div><div></div><div></div><div></div><div></div><div></div><div></div><div></div><div></div><div></div><div></div><div></div><div></div><div></div><div></div><div></div><div></div><div></div><div></div><div></div><div></div><div></div><div></div><div></div><div></div><div></div><div></div><div></div><div></div><div></div><div></div><div></div><div></div><div></div><div></div><div></div><div></div><div></div><div></div><div></div><div></div><div></div><div></div><div></div><div></div><div></div><div></div><div></div><div></div><div></div><div></div><div></div><div></div><div></div><div></div><div></div><div></div><div></div><div></div><div></div><div></div><div></div><div></div><div></div><div></div><div></div><div></div><div></div><div></div><div></div><div></div><div></div><div></div><div></div><div></div><div></div><div></div><div></div><div></div><div></div><div></div><div></div><div></div><div></div><div></div><div></div><div></div><div></div><div></div><div></div><div></div><div></div><div></div><div></div><div></div><div></div><div></div><div></div><div></div><div></div><div></div><div></div><div></div><div></div><div></div><div></div><div></div><div></div><div></div><div></div><div></div><div></div><div></div><div></div><div></div><div></div><div></div><div></div><div></div><div></div><div></div><div></div><div></div><div></div><div></div><div></div><div></div><div></div><div></div><div></div><div></div><div></div><div></div><div></div><div></div><div></div><div></div><div></div><div></div><div></div><div></div><div></div><div></div><div></div><div></div><div></div><div></div><div></div><div></div><div></div><div></div><div></div><div></div><div></div><div></div><div></div><div></div><div></div><div></div><div></div><div></div><div></div><div></div><div></div><div></div><div></div><div></div><div></div><div></div><div></div><div></div><div></div><div></div><div></div><div></div><div></div><div></div><div></div><div></div><div></div><div></div><div></div><div></div><div></div><div></div><div></div><div></div><div></div><div></div><div></div><div></div><div></div><div></div><div></div><div></div><div></div><div></div><div></div><div></div><div></div><div></div><div></div><div></div><div></div><div></div><div></div><div></div><div></div><div></div><div></div><div></div><div></div><div></div><div></div><div></div><div></div><div></div><div></div><div></div><div></div><div></div><div></div><div></div><div></div><div></div><div></div><div></div><div></div><div></div><div></div><div></div><div></div><div></div><div></div><div></div><div></div><div></div><div></div><div></div><div></div><div></div><div></div><div></div><div></div><div></div><div></div><div></div><div></div><div></div><div></div><div></div><div></div><div></div><div></div><div></div><div></div><div></div><div></div><div></div><div></div><div></div><div></div><div></div><div></div><div></div><div></div><div></div><div></div><div></div><div></div><div></div><div></div><div></div><div></div><div></div><div></div><div></div><div></div><div></div><div></div><div></div><div></div><div></div><div></div><div></div><div></div><div></div><div></div><div></div><div></div><div></div><div></div><div></div><div></div><div></div><div></div><div></div><div></div><div></div><div></div><div></div><div></div><div></div><div></div><div></div><div></div><div></div><div></div><div></div><div></div><div></div><div></div><div></div><div></div><div></div><div></div><div></div><div></div><div></div><div></div><div></div><div></div><div></div><div></div><div></div><div></div><div></div><div></div><div></div><div></div><div></div><div></div><div></div><div></div><div></div><div></div><div></div><div></div><div></div><div></div><div></div><div></div><div></div><div></div><div></div><div></div><div></div><div></div><div></div><div></div><div></div><div></div><div></div><div></div><div></div><div></div><div></div><div></div><div></div><div></div><div></div><div></div><div></div><div></div><div></div><div></div><div></div><div></div><div></div><div></div><div></div><div></div><div></div><div></div><div></div><div></div><div></div><div></div><div></div><div></div><div></div><div></div><div></div><div></div><div></div><div></div><div></div><div></div><div></div><div></div><div></div><div></div><div></div><div></div><div></div><div></div><div></div><div></div><div></div><div></div><div></div><div></div><div></div><div></div><div></div><div></div><div></div><div></div><div></div><div></div><div></div><div></div><div></div><div></div><div></div><div></div><div></div><div></div><div></div><div></div><div></div><div></div><div></div><div></div><div></div><div></div><div></div><div></div><div></div><div></div><div></div><div></div><div></div><div></div><div></div><div></div><div></div><div></div><div></div><div></div><div></div><div></div><div></div><div></div><div></div><div></div><div></div><div></div><div></div><div></div><div></div><div></div><div></div><div></div><div></div><div></div><div></div><div></div><div></div><div></div><div></div><div></div><div></div><div></div><div></div><div></div><div></div><div></div><div></div><div></div><div></div><div></div><div></div><div></div><div></div><div></div><div></div><div></div><div></div><div></div><div></div><div></div><div></div><div></div><div></div><div></div><div></div><div></div><div></div><div></div><div></div><div></div><div></div><div></div><div></div><div></div><div></div><div></div><div></div><div></div><div></div><div></div><div></div><div></div><div></div><div></div><div></div><div></div><div></div><div></div><div></div><div></div><div></div><div></div><div></div><div></div><div></div><div></div><div></div><div></div><div></div><div></div><div></div><div></div><div></div><div></div><div></div><div></div><div></div><div></div><div></div><div></div><div></div><div></div><div></div><div></div><div></div><div></div><div></div><div></div><div></div><div></div><div></div><div></div><div></div><div></div><div></div><div></div><div></div><div></div><div></div><div></div><div></div><div></div><div></div><div></div><div></div><div></div><div></div><div></div><div></div><div></div><div></div><div></div><div></div><div></div><div></div><div></div><div></div><div></div><div></div><div></div><div></div><div></div><div></div><div></div><div></div><div></div><div></div><div></div><div></div><div></div><div></div><div></div><div></div><div></div><div></div><div></div><div></div><div></div><div></div><div></div><div></div><div></div><div></div><div></div><div></div><div></div><div></div><div></div><div></div><div></div><div></div><div></div><div></div><div></div><div></div><div></div><div></div><div></div><div></div><div></div><div></div><div></div><div></div><div></div><div></div><div></div><div></div><div></div><div></div><div></div><div></div><div></div><div></div><div></div><div></div><div></div><div></div><div></div><div></div><div></div><div></div><div></div><div></div><div></div><div></div><div></div><div></div><div></div><div></div><div></div><div></div><div></div><div></div><div></div><div></div><div></div><div></div><div></div><div></div><div></div><div></div><div></div><div></div><div></div><div></div><div></div><div></div><div></div><div></div><div></div><div></div><div></div><div></div><div></div><div></div><div></div><div></div><div></div><div></div><div></div><div></div><div></div><div></div><div></div><div></div><div></div><div></div><div></div><div></div><div></div><div></div><div></div><div></div><div></div><div></div><div></div><div></div><div></div><div></div><div></div><div></div><div></div><div></div><div></div><div></div><div></div><div></div><div></div><div></div><div></div><div></div><div></div><div></div><div></div><div></div><div></div><div></div><div></div><div></div><div></div><div></div><div></div><div></div><div></div><div></div><div></div><div></div><div></div><div></div><div></div><div></div><div></div><div></div><div></div><div></div><div></div><div></div><div></div><div></div><div></div><div></div><div></div><div></div><div></div><div></div><div></div><div></div><div></div><div></div><div></div><div></div><div></div><div></div><div></div><div></div><div></div><div></div><div></div><div></div><div></div><div></div><div></div><div></div><div></div><div></div><div></div><div></div><div></div><div></div><div></div><div></div><div></div><div></div><div></div><div></div><div></div><div></div><div></div><div></div><div></div><div></div><div></div><div></div><div></div><div></div><div></div><div></div><div></div><div></div><div></div><div></div><div></div><div></div><div></div><div></div><div></div><div></div><div></div><div></div><div></div><div></div><div></div><div></div><div></div><div></div><div></div><div></div><div></div><div></div><div></div><div></div><div></div><div></div><div></div><div></div><div></div><div></div><div></div><div></div><div></div><div></div><div></div><div></div><div></div><div></div><div></div><div></div><div></div><div></div><div></div><div></div><div></div><div></div><div></div><div></div><div></div><div></div><div></div><div></div><div></div><div></div><div></div><div></div><div></div><div></div><div></div><div></div><div></div><div></div><div></div><div></div><div></div><div></div><div></div><div></div><div></div><div></div><div></div><div></div><div></div><div></div><div></div><div></div><div></div><div></div><div></div><div></div><div></div><div></div><div></div><div></div><div></div><div></div><div></div><div></div><div></div><div></div><div></div><div></div><div></div><div></div><div></div><div></div><div></div><div></div><div></div><div></div><div></div><div></div><div></div><div></div><div></div><div></div><div></div><div></div><div></div><div></div><div></div><div></div><div></div><div></div><div></div><div></div><div></div><div></div><div></div><div></div><div></div><div></div><div></div><div></div><div></div><div></div><div></div><div></div><div></div><div></div><div></div><div></div><div></div><div></div><div></div><div></div><div></div><div></div><div></div><div></div><div></div><div></div><div></div><div></div><div></div><div></div><div></div><div></div><div></div><div></div><div></div><div></div><div></div><div></div><div></div><div></div><div></div><div></div><div></div><div></div><div></div><div></div><div></div><div></div><div></div><div></div><div></div><div></div><div></div><div></div><div></div><div></div><div></div><div></div><div></div><div></div><div></div><div></div><div></div><div></div><div></div><div></div><div></div><div></div><div></div><div></div><div></div><div></div><div></div><div></div><div></div><div></div><div></div><div></div><div></div><div></div><div></div><div></div><div></div><div></div><div></div><div></div><div></div><div></div><div></div><div></div><div></div><div></div><div></div><div></div><div></div><div></div><div></div><div></div><div></div><div></div><div></div><div></div><div></div><div></div><div></div><div></div><div></div><div></div><div></div><div></div><div></div><div></div><div></div><div></div><div></div><div></div><div></div><div></div><div></div><div></div><div></div><div></div><div></div><div></div><div></div><div></div><div></div><div></div><div></div><div></div><div></div><div></div><div></div><div></div><div></div><div></div><div></div><div></div><div></div><div></div><div></div><div></div><div></div><div></div><div></div><div></div><div></div><div></div><div></div><div></div><div></div><div></div><div></div><div></div><div></div><div></div><div></div><div></div><div></div><div></div><div></div><div></div><div></div><div></div><div></div><div></div><div></div><div></div><div></div><div></div><div></div><div></div><div></div><div></div><div></div><</div></div></div></div>			

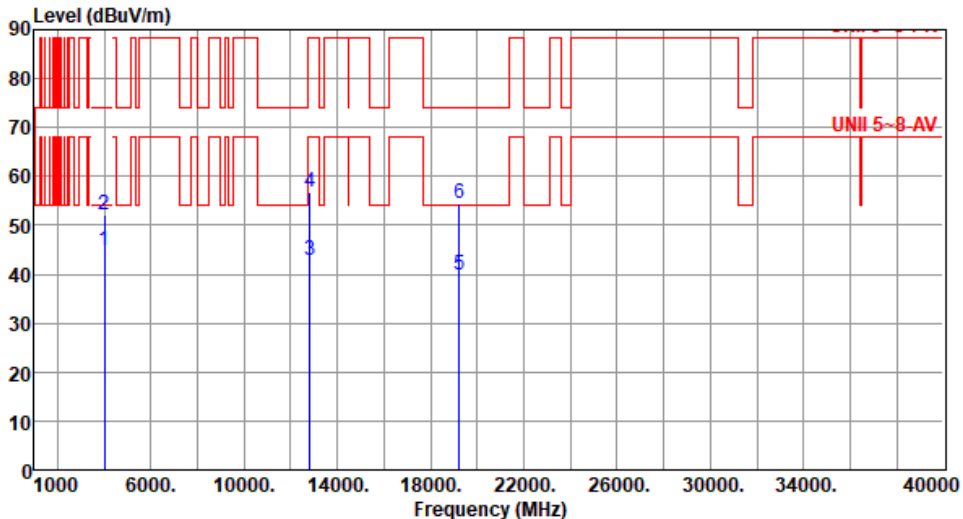


Modulation	11a	Test Freq. (MHz)	6175																																																																						
Polarization	Vertical																																																																								
Test By :Paul Lin Temperature(°C):25 Humidity(%):62																																																																									
<div><div><div>Level (dBUV/m)</div><div></div><div>Frequency (MHz)</div></div></div> <table><thead><tr><th></th><th>Freq. MHz</th><th>Emission level dBUV/m</th><th>Limit dBUV/m</th><th>Margin dB</th><th>SA reading dBUV</th><th>Factor dB/m</th><th>Remark</th><th>ANT High cm</th><th>Turn Table deg</th></tr></thead><tbody><tr><td>1</td><td>4000.00</td><td>45.40</td><td>54.00</td><td>-8.60</td><td>47.64</td><td>-2.24</td><td>Average</td><td>305</td><td>206</td></tr><tr><td>2</td><td>4000.00</td><td>51.74</td><td>74.00</td><td>-22.26</td><td>53.98</td><td>-2.24</td><td>Peak</td><td>305</td><td>206</td></tr><tr><td>3</td><td>12350.00</td><td>42.17</td><td>54.00</td><td>-11.83</td><td>36.05</td><td>6.12</td><td>Average</td><td>100</td><td>112</td></tr><tr><td>4</td><td>12350.00</td><td>55.50</td><td>74.00</td><td>-18.50</td><td>49.38</td><td>6.12</td><td>Peak</td><td>100</td><td>112</td></tr><tr><td>5</td><td>18525.00</td><td>41.01</td><td>54.00</td><td>-12.99</td><td>40.34</td><td>0.67</td><td>Average</td><td>100</td><td>172</td></tr><tr><td>6</td><td>18525.00</td><td>53.78</td><td>74.00</td><td>-20.22</td><td>53.11</td><td>0.67</td><td>Peak</td><td>100</td><td>172</td></tr></tbody></table> <div>Note 1: Emission Level (dBUV/m) = SA Reading (dBUV) + Factor* (dB/m) *Factor includes antenna factor , cable loss and amplifier gain Note 2: Margin (dB) = Emission level (dBUV/m) – Limit (dBUV/m).</div>					Freq. MHz	Emission level dBUV/m	Limit dBUV/m	Margin dB	SA reading dBUV	Factor dB/m	Remark	ANT High cm	Turn Table deg	1	4000.00	45.40	54.00	-8.60	47.64	-2.24	Average	305	206	2	4000.00	51.74	74.00	-22.26	53.98	-2.24	Peak	305	206	3	12350.00	42.17	54.00	-11.83	36.05	6.12	Average	100	112	4	12350.00	55.50	74.00	-18.50	49.38	6.12	Peak	100	112	5	18525.00	41.01	54.00	-12.99	40.34	0.67	Average	100	172	6	18525.00	53.78	74.00	-20.22	53.11	0.67	Peak	100	172
	Freq. MHz	Emission level dBUV/m	Limit dBUV/m	Margin dB	SA reading dBUV	Factor dB/m	Remark	ANT High cm	Turn Table deg																																																																
1	4000.00	45.40	54.00	-8.60	47.64	-2.24	Average	305	206																																																																
2	4000.00	51.74	74.00	-22.26	53.98	-2.24	Peak	305	206																																																																
3	12350.00	42.17	54.00	-11.83	36.05	6.12	Average	100	112																																																																
4	12350.00	55.50	74.00	-18.50	49.38	6.12	Peak	100	112																																																																
5	18525.00	41.01	54.00	-12.99	40.34	0.67	Average	100	172																																																																
6	18525.00	53.78	74.00	-20.22	53.11	0.67	Peak	100	172																																																																

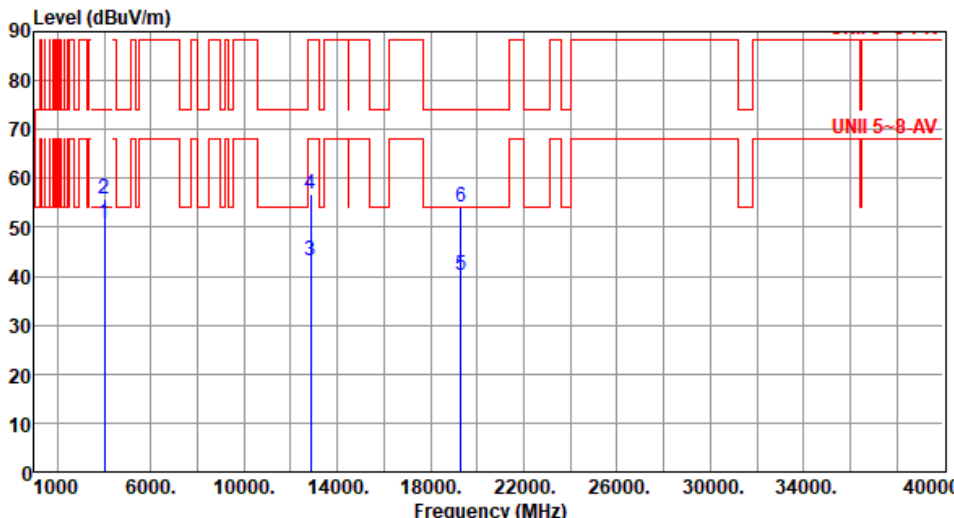


Modulation	11a	Test Freq. (MHz)	6415																																																																						
Polarization	Horizontal																																																																								
Test By :Paul Lin Temperature(°C):25 Humidity(%):62																																																																									
<div><div><div>Level (dBUV/m)</div><div><div>UNI 5-8-AV</div></div></div><table><thead><tr><th></th><th>Freq. MHz</th><th>Emission level dBUV/m</th><th>Limit dBUV/m</th><th>Margin dB</th><th>SA reading dBUV</th><th>Factor dB/m</th><th>Remark</th><th>ANT High cm</th><th>Turn Table deg</th></tr></thead><tbody><tr><td>1</td><td>4000.00</td><td>50.92</td><td>54.00</td><td>-3.08</td><td>53.16</td><td>-2.24</td><td>Average</td><td>289</td><td>131</td></tr><tr><td>2</td><td>4000.00</td><td>55.91</td><td>74.00</td><td>-18.09</td><td>58.15</td><td>-2.24</td><td>Peak</td><td>289</td><td>131</td></tr><tr><td>3</td><td>12830.00</td><td>42.87</td><td>68.20</td><td>-25.33</td><td>36.59</td><td>6.28</td><td>Average</td><td>100</td><td>182</td></tr><tr><td>4</td><td>12830.00</td><td>56.62</td><td>88.20</td><td>-31.58</td><td>50.34</td><td>6.28</td><td>Peak</td><td>100</td><td>182</td></tr><tr><td>5</td><td>19245.00</td><td>39.90</td><td>54.00</td><td>-14.10</td><td>38.95</td><td>0.95</td><td>Average</td><td>100</td><td>127</td></tr><tr><td>6</td><td>19245.00</td><td>54.45</td><td>74.00</td><td>-19.55</td><td>53.50</td><td>0.95</td><td>Peak</td><td>100</td><td>127</td></tr></tbody></table></div>					Freq. MHz	Emission level dBUV/m	Limit dBUV/m	Margin dB	SA reading dBUV	Factor dB/m	Remark	ANT High cm	Turn Table deg	1	4000.00	50.92	54.00	-3.08	53.16	-2.24	Average	289	131	2	4000.00	55.91	74.00	-18.09	58.15	-2.24	Peak	289	131	3	12830.00	42.87	68.20	-25.33	36.59	6.28	Average	100	182	4	12830.00	56.62	88.20	-31.58	50.34	6.28	Peak	100	182	5	19245.00	39.90	54.00	-14.10	38.95	0.95	Average	100	127	6	19245.00	54.45	74.00	-19.55	53.50	0.95	Peak	100	127
	Freq. MHz	Emission level dBUV/m	Limit dBUV/m	Margin dB	SA reading dBUV	Factor dB/m	Remark	ANT High cm	Turn Table deg																																																																
1	4000.00	50.92	54.00	-3.08	53.16	-2.24	Average	289	131																																																																
2	4000.00	55.91	74.00	-18.09	58.15	-2.24	Peak	289	131																																																																
3	12830.00	42.87	68.20	-25.33	36.59	6.28	Average	100	182																																																																
4	12830.00	56.62	88.20	-31.58	50.34	6.28	Peak	100	182																																																																
5	19245.00	39.90	54.00	-14.10	38.95	0.95	Average	100	127																																																																
6	19245.00	54.45	74.00	-19.55	53.50	0.95	Peak	100	127																																																																
Note 1: Emission Level (dBUV/m) = SA Reading (dBUV) + Factor* (dB/m) *Factor includes antenna factor , cable loss and amplifier gain Note 2: Margin (dB) = Emission level (dBUV/m) – Limit (dBUV/m).																																																																									

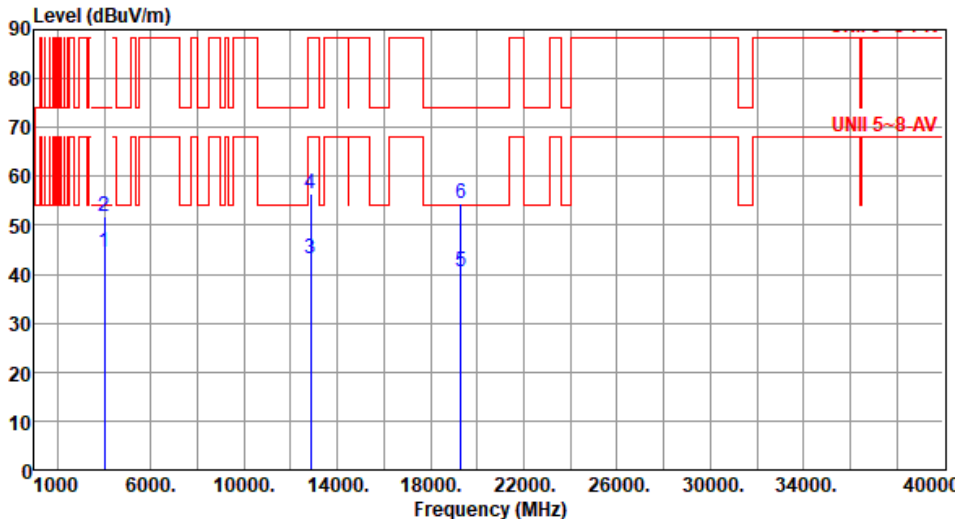


Modulation	11a	Test Freq. (MHz)	6415																																																																						
Polarization	Vertical																																																																								
Test By :Paul Lin Temperature(°C):25 Humidity(%):62																																																																									
<div></div>																																																																									
	<table><tr><th>Freq. MHz</th><th>Emission level dBUV/m</th><th>Limit dBUV/m</th><th>Margin dB</th><th>SA reading dBUV</th><th>Factor dB/m</th><th>Remark</th><th>ANT High cm</th><th>Turn Table deg</th></tr><tr><td>1</td><td>4000.00</td><td>44.68</td><td>54.00</td><td>-9.32</td><td>46.92</td><td>-2.24</td><td>Average</td><td>307</td><td>205</td></tr><tr><td>2</td><td>4000.00</td><td>52.02</td><td>74.00</td><td>-21.98</td><td>54.26</td><td>-2.24</td><td>Peak</td><td>307</td><td>205</td></tr><tr><td>3</td><td>12830.00</td><td>42.76</td><td>68.20</td><td>-25.44</td><td>36.48</td><td>6.28</td><td>Average</td><td>100</td><td>199</td></tr><tr><td>4</td><td>12830.00</td><td>56.85</td><td>88.20</td><td>-31.35</td><td>50.57</td><td>6.28</td><td>Peak</td><td>100</td><td>199</td></tr><tr><td>5</td><td>19245.00</td><td>39.82</td><td>54.00</td><td>-14.18</td><td>38.87</td><td>0.95</td><td>Average</td><td>100</td><td>96</td></tr><tr><td>6</td><td>19245.00</td><td>54.37</td><td>74.00</td><td>-19.63</td><td>53.42</td><td>0.95</td><td>Peak</td><td>100</td><td>96</td></tr></table>	Freq. MHz	Emission level dBUV/m	Limit dBUV/m	Margin dB	SA reading dBUV	Factor dB/m	Remark	ANT High cm	Turn Table deg	1	4000.00	44.68	54.00	-9.32	46.92	-2.24	Average	307	205	2	4000.00	52.02	74.00	-21.98	54.26	-2.24	Peak	307	205	3	12830.00	42.76	68.20	-25.44	36.48	6.28	Average	100	199	4	12830.00	56.85	88.20	-31.35	50.57	6.28	Peak	100	199	5	19245.00	39.82	54.00	-14.18	38.87	0.95	Average	100	96	6	19245.00	54.37	74.00	-19.63	53.42	0.95	Peak	100	96			
Freq. MHz	Emission level dBUV/m	Limit dBUV/m	Margin dB	SA reading dBUV	Factor dB/m	Remark	ANT High cm	Turn Table deg																																																																	
1	4000.00	44.68	54.00	-9.32	46.92	-2.24	Average	307	205																																																																
2	4000.00	52.02	74.00	-21.98	54.26	-2.24	Peak	307	205																																																																
3	12830.00	42.76	68.20	-25.44	36.48	6.28	Average	100	199																																																																
4	12830.00	56.85	88.20	-31.35	50.57	6.28	Peak	100	199																																																																
5	19245.00	39.82	54.00	-14.18	38.87	0.95	Average	100	96																																																																
6	19245.00	54.37	74.00	-19.63	53.42	0.95	Peak	100	96																																																																
Note 1: Emission Level (dBUV/m) = SA Reading (dBUV) + Factor* (dB/m) *Factor includes antenna factor , cable loss and amplifier gain Note 2: Margin (dB) = Emission level (dBUV/m) – Limit (dBUV/m).																																																																									



Modulation	11a		Test Freq. (MHz)		6435				
Polarization	Horizontal								
Test By :Paul Lin Temperature(°C):25 Humidity(%):62									
<div><div>Level (dBuV/m)</div><div></div><div>Frequency (MHz)</div></div>									
	Freq.	Emission	Limit	Margin	SA	Factor	Remark	ANT	Turn
	MHz	level			reading			High	Table
		dBuV/m	dBuV/m	dB	dBuV	dB/m		cm	deg
1	4000.00	50.89	54.00	-3.11	53.13	-2.24	Average	285	133
2	4000.00	55.69	74.00	-18.31	57.93	-2.24	Peak	285	133
3	12870.00	43.19	68.20	-25.01	36.84	6.35	Average	100	233
4	12870.00	56.62	88.20	-31.58	50.27	6.35	Peak	100	233
5	19305.00	40.29	54.00	-13.71	39.28	1.01	Average	100	172
6	19305.00	54.17	74.00	-19.83	53.16	1.01	Peak	100	172
Note 1: Emission Level (dBuV/m) = SA Reading (dBuV) + Factor* (dB/m) *Factor includes antenna factor , cable loss and amplifier gain Note 2: Margin (dB) = Emission level (dBuV/m) – Limit (dBuV/m).									

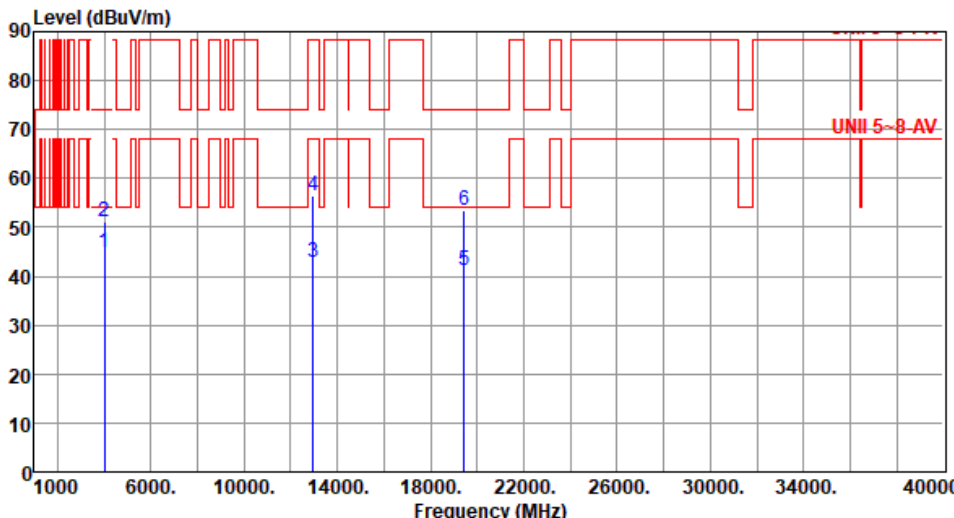


Modulation	11a	Test Freq. (MHz)	6435																																																																						
Polarization	Vertical																																																																								
Test By :Paul Lin Temperature(°C):25 Humidity(%):62																																																																									
<div><div><div>Level (dBuV/m)</div><div></div></div><table><tr><th></th><th>Freq. MHz</th><th>Emission level dBuV/m</th><th>Limit dBuV/m</th><th>Margin dB</th><th>SA reading dBuV</th><th>Factor dB/m</th><th>Remark</th><th>ANT High cm</th><th>Turn Table deg</th></tr><tr><td>1</td><td>4000.00</td><td>44.58</td><td>54.00</td><td>-9.42</td><td>46.82</td><td>-2.24</td><td>Average</td><td>305</td><td>208</td></tr><tr><td>2</td><td>4000.00</td><td>51.91</td><td>74.00</td><td>-22.09</td><td>54.15</td><td>-2.24</td><td>Peak</td><td>305</td><td>208</td></tr><tr><td>3</td><td>12870.00</td><td>43.12</td><td>68.20</td><td>-25.08</td><td>36.77</td><td>6.35</td><td>Average</td><td>100</td><td>152</td></tr><tr><td>4</td><td>12870.00</td><td>56.51</td><td>88.20</td><td>-31.69</td><td>50.16</td><td>6.35</td><td>Peak</td><td>100</td><td>152</td></tr><tr><td>5</td><td>19305.00</td><td>40.59</td><td>54.00</td><td>-13.41</td><td>39.58</td><td>1.01</td><td>Average</td><td>100</td><td>119</td></tr><tr><td>6</td><td>19305.00</td><td>54.49</td><td>74.00</td><td>-19.51</td><td>53.48</td><td>1.01</td><td>Peak</td><td>100</td><td>119</td></tr></table></div>					Freq. MHz	Emission level dBuV/m	Limit dBuV/m	Margin dB	SA reading dBuV	Factor dB/m	Remark	ANT High cm	Turn Table deg	1	4000.00	44.58	54.00	-9.42	46.82	-2.24	Average	305	208	2	4000.00	51.91	74.00	-22.09	54.15	-2.24	Peak	305	208	3	12870.00	43.12	68.20	-25.08	36.77	6.35	Average	100	152	4	12870.00	56.51	88.20	-31.69	50.16	6.35	Peak	100	152	5	19305.00	40.59	54.00	-13.41	39.58	1.01	Average	100	119	6	19305.00	54.49	74.00	-19.51	53.48	1.01	Peak	100	119
	Freq. MHz	Emission level dBuV/m	Limit dBuV/m	Margin dB	SA reading dBuV	Factor dB/m	Remark	ANT High cm	Turn Table deg																																																																
1	4000.00	44.58	54.00	-9.42	46.82	-2.24	Average	305	208																																																																
2	4000.00	51.91	74.00	-22.09	54.15	-2.24	Peak	305	208																																																																
3	12870.00	43.12	68.20	-25.08	36.77	6.35	Average	100	152																																																																
4	12870.00	56.51	88.20	-31.69	50.16	6.35	Peak	100	152																																																																
5	19305.00	40.59	54.00	-13.41	39.58	1.01	Average	100	119																																																																
6	19305.00	54.49	74.00	-19.51	53.48	1.01	Peak	100	119																																																																
Note 1: Emission Level (dBuV/m) = SA Reading (dBuV) + Factor* (dB/m) *Factor includes antenna factor , cable loss and amplifier gain Note 2: Margin (dB) = Emission level (dBuV/m) – Limit (dBuV/m).																																																																									



Modulation	11a	Test Freq. (MHz)	6475																																																																						
Polarization	Horizontal																																																																								
Test By :Paul Lin Temperature(°C):25 Humidity(%):62																																																																									
<div><table><thead><tr><th></th><th>Freq. MHz</th><th>Emission level dBuV/m</th><th>Limit dBuV/m</th><th>Margin dB</th><th>SA reading dBuV</th><th>Factor dB/m</th><th>Remark</th><th>ANT High cm</th><th>Turn Table deg</th></tr></thead><tbody><tr><td>1</td><td>4000.00</td><td>50.96</td><td>54.00</td><td>-3.04</td><td>53.20</td><td>-2.24</td><td>Average</td><td>288</td><td>134</td></tr><tr><td>2</td><td>4000.00</td><td>55.39</td><td>74.00</td><td>-18.61</td><td>57.63</td><td>-2.24</td><td>Peak</td><td>288</td><td>134</td></tr><tr><td>3</td><td>12950.00</td><td>42.90</td><td>68.20</td><td>-25.30</td><td>36.49</td><td>6.41</td><td>Average</td><td>100</td><td>211</td></tr><tr><td>4</td><td>12950.00</td><td>56.60</td><td>88.20</td><td>-31.60</td><td>50.19</td><td>6.41</td><td>Peak</td><td>100</td><td>211</td></tr><tr><td>5</td><td>19425.00</td><td>40.46</td><td>54.00</td><td>-13.54</td><td>39.33</td><td>1.13</td><td>Average</td><td>100</td><td>96</td></tr><tr><td>6</td><td>19425.00</td><td>53.27</td><td>74.00</td><td>-20.73</td><td>52.14</td><td>1.13</td><td>Peak</td><td>100</td><td>96</td></tr></tbody></table></div>					Freq. MHz	Emission level dBuV/m	Limit dBuV/m	Margin dB	SA reading dBuV	Factor dB/m	Remark	ANT High cm	Turn Table deg	1	4000.00	50.96	54.00	-3.04	53.20	-2.24	Average	288	134	2	4000.00	55.39	74.00	-18.61	57.63	-2.24	Peak	288	134	3	12950.00	42.90	68.20	-25.30	36.49	6.41	Average	100	211	4	12950.00	56.60	88.20	-31.60	50.19	6.41	Peak	100	211	5	19425.00	40.46	54.00	-13.54	39.33	1.13	Average	100	96	6	19425.00	53.27	74.00	-20.73	52.14	1.13	Peak	100	96
	Freq. MHz	Emission level dBuV/m	Limit dBuV/m	Margin dB	SA reading dBuV	Factor dB/m	Remark	ANT High cm	Turn Table deg																																																																
1	4000.00	50.96	54.00	-3.04	53.20	-2.24	Average	288	134																																																																
2	4000.00	55.39	74.00	-18.61	57.63	-2.24	Peak	288	134																																																																
3	12950.00	42.90	68.20	-25.30	36.49	6.41	Average	100	211																																																																
4	12950.00	56.60	88.20	-31.60	50.19	6.41	Peak	100	211																																																																
5	19425.00	40.46	54.00	-13.54	39.33	1.13	Average	100	96																																																																
6	19425.00	53.27	74.00	-20.73	52.14	1.13	Peak	100	96																																																																
Note 1: Emission Level (dBuV/m) = SA Reading (dBuV) + Factor* (dB/m) *Factor includes antenna factor , cable loss and amplifier gain Note 2: Margin (dB) = Emission level (dBuV/m) – Limit (dBuV/m).																																																																									

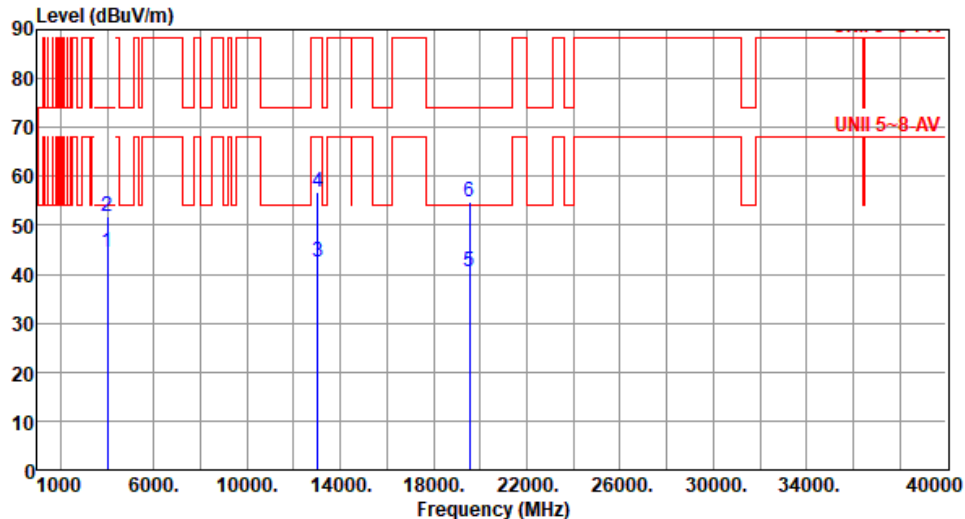


Modulation	11a		Test Freq. (MHz)		6475				
Polarization	Vertical								
Test By :Paul Lin Temperature(°C):25 Humidity(%):62									
<div><div>Level (dBuV/m)</div><div></div><div>Frequency (MHz)</div></div>									
	Freq.	Emission	Limit	Margin	SA	Factor	Remark	ANT	Turn
	MHz	level			reading			High	Table
		dBuV/m	dBuV/m	dB	dBuV	dB/m		cm	deg
1	4000.00	44.75	54.00	-9.25	46.99	-2.24	Average	304	203
2	4000.00	51.26	74.00	-22.74	53.50	-2.24	Peak	304	203
3	12950.00	42.78	68.20	-25.42	36.37	6.41	Average	100	181
4	12950.00	56.36	88.20	-31.84	49.95	6.41	Peak	100	181
5	19425.00	41.03	54.00	-12.97	39.90	1.13	Average	100	126
6	19425.00	53.47	74.00	-20.53	52.34	1.13	Peak	100	126
Note 1: Emission Level (dBuV/m) = SA Reading (dBuV) + Factor* (dB/m) *Factor includes antenna factor , cable loss and amplifier gain Note 2: Margin (dB) = Emission level (dBuV/m) – Limit (dBuV/m).									

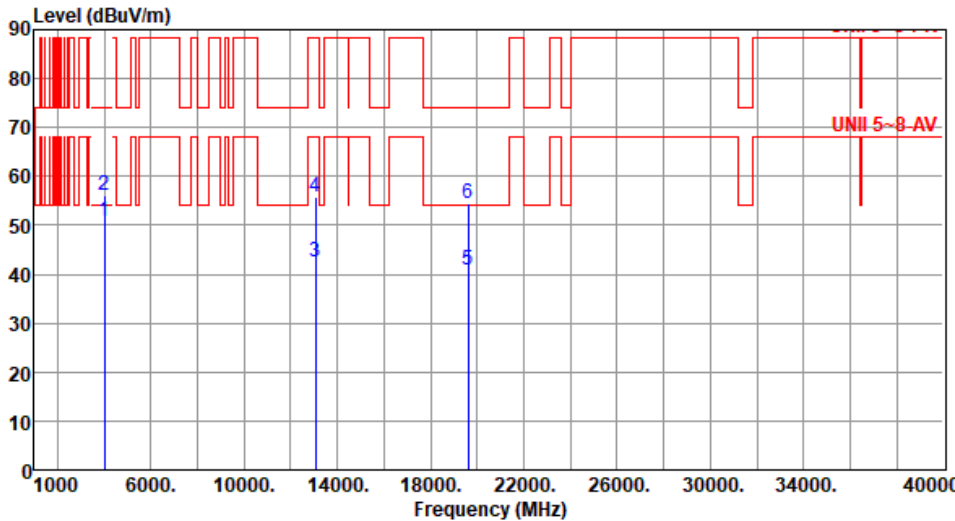


Modulation	11a	Test Freq. (MHz)	6515																																																																						
Polarization	Horizontal																																																																								
Test By :Paul Lin Temperature(°C):25 Humidity(%):62																																																																									
<div><div><div>Level (dBUV/m)</div><div></div><div>Frequency (MHz)</div></div></div> <table><tr><th></th><th>Freq. MHz</th><th>Emission level dBUV/m</th><th>Limit dBUV/m</th><th>Margin dB</th><th>SA reading dBUV</th><th>Factor dB/m</th><th>Remark</th><th>ANT High cm</th><th>Turn Table deg</th></tr><tr><td>1</td><td>4000.00</td><td>50.83</td><td>54.00</td><td>-3.17</td><td>53.07</td><td>-2.24</td><td>Average</td><td>290</td><td>131</td></tr><tr><td>2</td><td>4000.00</td><td>55.72</td><td>74.00</td><td>-18.28</td><td>57.96</td><td>-2.24</td><td>Peak</td><td>290</td><td>131</td></tr><tr><td>3</td><td>13030.00</td><td>42.46</td><td>68.20</td><td>-25.74</td><td>36.18</td><td>6.28</td><td>Average</td><td>100</td><td>179</td></tr><tr><td>4</td><td>13030.00</td><td>56.09</td><td>88.20</td><td>-32.11</td><td>49.81</td><td>6.28</td><td>Peak</td><td>100</td><td>179</td></tr><tr><td>5</td><td>19545.00</td><td>40.72</td><td>54.00</td><td>-13.28</td><td>39.51</td><td>1.21</td><td>Average</td><td>100</td><td>235</td></tr><tr><td>6</td><td>19545.00</td><td>54.78</td><td>74.00</td><td>-19.22</td><td>53.57</td><td>1.21</td><td>Peak</td><td>100</td><td>235</td></tr></table>					Freq. MHz	Emission level dBUV/m	Limit dBUV/m	Margin dB	SA reading dBUV	Factor dB/m	Remark	ANT High cm	Turn Table deg	1	4000.00	50.83	54.00	-3.17	53.07	-2.24	Average	290	131	2	4000.00	55.72	74.00	-18.28	57.96	-2.24	Peak	290	131	3	13030.00	42.46	68.20	-25.74	36.18	6.28	Average	100	179	4	13030.00	56.09	88.20	-32.11	49.81	6.28	Peak	100	179	5	19545.00	40.72	54.00	-13.28	39.51	1.21	Average	100	235	6	19545.00	54.78	74.00	-19.22	53.57	1.21	Peak	100	235
	Freq. MHz	Emission level dBUV/m	Limit dBUV/m	Margin dB	SA reading dBUV	Factor dB/m	Remark	ANT High cm	Turn Table deg																																																																
1	4000.00	50.83	54.00	-3.17	53.07	-2.24	Average	290	131																																																																
2	4000.00	55.72	74.00	-18.28	57.96	-2.24	Peak	290	131																																																																
3	13030.00	42.46	68.20	-25.74	36.18	6.28	Average	100	179																																																																
4	13030.00	56.09	88.20	-32.11	49.81	6.28	Peak	100	179																																																																
5	19545.00	40.72	54.00	-13.28	39.51	1.21	Average	100	235																																																																
6	19545.00	54.78	74.00	-19.22	53.57	1.21	Peak	100	235																																																																
<div>Note 1: Emission Level (dBUV/m) = SA Reading (dBUV) + Factor* (dB/m) *Factor includes antenna factor , cable loss and amplifier gain Note 2: Margin (dB) = Emission level (dBUV/m) – Limit (dBUV/m).</div>																																																																									



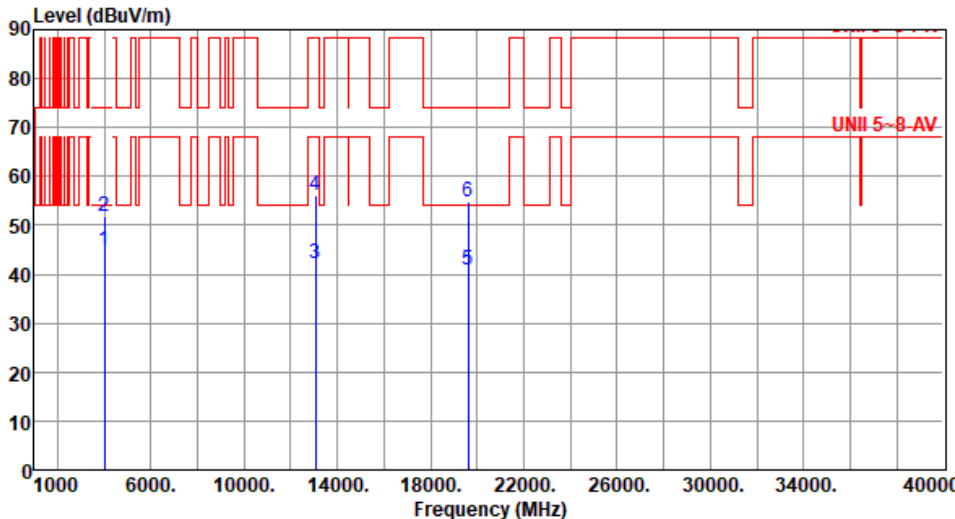
Modulation	11a	Test Freq. (MHz)	6515																																																																						
Polarization	Vertical																																																																								
Test By :Paul Lin Temperature(°C):25 Humidity(%):62																																																																									
<div></div>																																																																									
	<table><tr><th>Freq. MHz</th><th>Emission level dBUV/m</th><th>Limit dBUV/m</th><th>Margin dB</th><th>SA reading dBUV</th><th>Factor dB/m</th><th>Remark</th><th>ANT High cm</th><th>Turn Table deg</th></tr><tr><td>1</td><td>4000.00</td><td>44.61</td><td>54.00</td><td>-9.39</td><td>46.85</td><td>-2.24</td><td>Average</td><td>302</td><td>206</td></tr><tr><td>2</td><td>4000.00</td><td>51.77</td><td>74.00</td><td>-22.23</td><td>54.01</td><td>-2.24</td><td>Peak</td><td>302</td><td>206</td></tr><tr><td>3</td><td>13030.00</td><td>42.39</td><td>68.20</td><td>-25.81</td><td>36.11</td><td>6.28</td><td>Average</td><td>100</td><td>176</td></tr><tr><td>4</td><td>13030.00</td><td>56.65</td><td>88.20</td><td>-31.55</td><td>50.37</td><td>6.28</td><td>Peak</td><td>100</td><td>176</td></tr><tr><td>5</td><td>19545.00</td><td>40.60</td><td>54.00</td><td>-13.40</td><td>39.39</td><td>1.21</td><td>Average</td><td>100</td><td>121</td></tr><tr><td>6</td><td>19545.00</td><td>54.68</td><td>74.00</td><td>-19.32</td><td>53.47</td><td>1.21</td><td>Peak</td><td>100</td><td>121</td></tr></table>	Freq. MHz	Emission level dBUV/m	Limit dBUV/m	Margin dB	SA reading dBUV	Factor dB/m	Remark	ANT High cm	Turn Table deg	1	4000.00	44.61	54.00	-9.39	46.85	-2.24	Average	302	206	2	4000.00	51.77	74.00	-22.23	54.01	-2.24	Peak	302	206	3	13030.00	42.39	68.20	-25.81	36.11	6.28	Average	100	176	4	13030.00	56.65	88.20	-31.55	50.37	6.28	Peak	100	176	5	19545.00	40.60	54.00	-13.40	39.39	1.21	Average	100	121	6	19545.00	54.68	74.00	-19.32	53.47	1.21	Peak	100	121			
Freq. MHz	Emission level dBUV/m	Limit dBUV/m	Margin dB	SA reading dBUV	Factor dB/m	Remark	ANT High cm	Turn Table deg																																																																	
1	4000.00	44.61	54.00	-9.39	46.85	-2.24	Average	302	206																																																																
2	4000.00	51.77	74.00	-22.23	54.01	-2.24	Peak	302	206																																																																
3	13030.00	42.39	68.20	-25.81	36.11	6.28	Average	100	176																																																																
4	13030.00	56.65	88.20	-31.55	50.37	6.28	Peak	100	176																																																																
5	19545.00	40.60	54.00	-13.40	39.39	1.21	Average	100	121																																																																
6	19545.00	54.68	74.00	-19.32	53.47	1.21	Peak	100	121																																																																
Note 1: Emission Level (dBUV/m) = SA Reading (dBUV) + Factor* (dB/m) *Factor includes antenna factor , cable loss and amplifier gain Note 2: Margin (dB) = Emission level (dBUV/m) – Limit (dBUV/m).																																																																									



Modulation	11a	Test Freq. (MHz)	6535						
Polarization	Horizontal								
Test By :Paul Lin Temperature(°C):25 Humidity(%):62									
<div></div>									
	Freq. MHz	Emission level dBUV/m	Limit dBUV/m	Margin dB	SA reading dBUV	Factor dB/m	Remark	ANT High cm	Turn Table deg
1	4000.00	50.92	54.00	-3.08	53.16	-2.24	Average	288	132
2	4000.00	55.96	74.00	-18.04	58.20	-2.24	Peak	288	132
3	13070.00	42.60	68.20	-25.60	36.53	6.07	Average	100	206
4	13070.00	55.88	88.20	-32.32	49.81	6.07	Peak	100	206
5	19605.00	40.76	54.00	-13.24	39.53	1.23	Average	100	159
6	19605.00	54.42	74.00	-19.58	53.19	1.23	Peak	100	159

Note 1: Emission Level (dBUV/m) = SA Reading (dBUV) + Factor* (dB/m)
*Factor includes antenna factor , cable loss and amplifier gain
Note 2: Margin (dB) = Emission level (dBUV/m) – Limit (dBUV/m).



Modulation	11a	Test Freq. (MHz)	6535																																																																						
Polarization	Vertical																																																																								
Test By :Paul Lin Temperature(°C):25 Humidity(%):62																																																																									
<div></div>																																																																									
	<table><tr><th>Freq. MHz</th><th>Emission level dBuV/m</th><th>Limit dBuV/m</th><th>Margin dB</th><th>SA reading dBuV</th><th>Factor dB/m</th><th>Remark</th><th>ANT High cm</th><th>Turn Table deg</th></tr><tr><td>1</td><td>4000.00</td><td>44.73</td><td>54.00</td><td>-9.27</td><td>46.97</td><td>-2.24</td><td>Average</td><td>305</td><td>206</td></tr><tr><td>2</td><td>4000.00</td><td>51.85</td><td>74.00</td><td>-22.15</td><td>54.09</td><td>-2.24</td><td>Peak</td><td>305</td><td>206</td></tr><tr><td>3</td><td>13070.00</td><td>42.30</td><td>68.20</td><td>-25.90</td><td>36.23</td><td>6.07</td><td>Average</td><td>100</td><td>167</td></tr><tr><td>4</td><td>13070.00</td><td>56.22</td><td>88.20</td><td>-31.98</td><td>50.15</td><td>6.07</td><td>Peak</td><td>100</td><td>167</td></tr><tr><td>5</td><td>19605.00</td><td>40.84</td><td>54.00</td><td>-13.16</td><td>39.61</td><td>1.23</td><td>Average</td><td>100</td><td>129</td></tr><tr><td>6</td><td>19605.00</td><td>54.70</td><td>74.00</td><td>-19.30</td><td>53.47</td><td>1.23</td><td>Peak</td><td>100</td><td>129</td></tr></table>	Freq. MHz	Emission level dBuV/m	Limit dBuV/m	Margin dB	SA reading dBuV	Factor dB/m	Remark	ANT High cm	Turn Table deg	1	4000.00	44.73	54.00	-9.27	46.97	-2.24	Average	305	206	2	4000.00	51.85	74.00	-22.15	54.09	-2.24	Peak	305	206	3	13070.00	42.30	68.20	-25.90	36.23	6.07	Average	100	167	4	13070.00	56.22	88.20	-31.98	50.15	6.07	Peak	100	167	5	19605.00	40.84	54.00	-13.16	39.61	1.23	Average	100	129	6	19605.00	54.70	74.00	-19.30	53.47	1.23	Peak	100	129			
Freq. MHz	Emission level dBuV/m	Limit dBuV/m	Margin dB	SA reading dBuV	Factor dB/m	Remark	ANT High cm	Turn Table deg																																																																	
1	4000.00	44.73	54.00	-9.27	46.97	-2.24	Average	305	206																																																																
2	4000.00	51.85	74.00	-22.15	54.09	-2.24	Peak	305	206																																																																
3	13070.00	42.30	68.20	-25.90	36.23	6.07	Average	100	167																																																																
4	13070.00	56.22	88.20	-31.98	50.15	6.07	Peak	100	167																																																																
5	19605.00	40.84	54.00	-13.16	39.61	1.23	Average	100	129																																																																
6	19605.00	54.70	74.00	-19.30	53.47	1.23	Peak	100	129																																																																
Note 1: Emission Level (dBUV/m) = SA Reading (dBUV) + Factor* (dB/m) *Factor includes antenna factor , cable loss and amplifier gain Note 2: Margin (dB) = Emission level (dBUV/m) – Limit (dBUV/m).																																																																									



Modulation	11a	Test Freq. (MHz)	6715																																																																						
Polarization	Horizontal																																																																								
Test By :Paul Lin Temperature(°C):25 Humidity(%):62																																																																									
<div><div><div>Level (dBUV/m)</div><div></div><div>Frequency (MHz)</div></div></div> <table><thead><tr><th></th><th>Freq. MHz</th><th>Emission level dBUV/m</th><th>Limit dBUV/m</th><th>Margin dB</th><th>SA reading dBUV</th><th>Factor dB/m</th><th>Remark</th><th>ANT High cm</th><th>Turn Table deg</th></tr></thead><tbody><tr><td>1</td><td>4000.00</td><td>50.97</td><td>54.00</td><td>-3.03</td><td>53.21</td><td>-2.24</td><td>Average</td><td>288</td><td>130</td></tr><tr><td>2</td><td>4000.00</td><td>55.48</td><td>74.00</td><td>-18.52</td><td>57.72</td><td>-2.24</td><td>Peak</td><td>288</td><td>130</td></tr><tr><td>3</td><td>13430.00</td><td>42.73</td><td>68.20</td><td>-25.47</td><td>36.58</td><td>6.15</td><td>Average</td><td>100</td><td>152</td></tr><tr><td>4</td><td>13430.00</td><td>56.48</td><td>88.20</td><td>-31.72</td><td>50.33</td><td>6.15</td><td>Peak</td><td>100</td><td>152</td></tr><tr><td>5</td><td>20145.00</td><td>40.14</td><td>54.00</td><td>-13.86</td><td>38.56</td><td>1.58</td><td>Average</td><td>100</td><td>102</td></tr><tr><td>6</td><td>20145.00</td><td>53.15</td><td>74.00</td><td>-20.85</td><td>51.57</td><td>1.58</td><td>Peak</td><td>100</td><td>102</td></tr></tbody></table> <div><div>Note 1: Emission Level (dBUV/m) = SA Reading (dBUV) + Factor* (dB/m)</div><div>*Factor includes antenna factor , cable loss and amplifier gain</div><div>Note 2: Margin (dB) = Emission level (dBUV/m) – Limit (dBUV/m).</div></div>					Freq. MHz	Emission level dBUV/m	Limit dBUV/m	Margin dB	SA reading dBUV	Factor dB/m	Remark	ANT High cm	Turn Table deg	1	4000.00	50.97	54.00	-3.03	53.21	-2.24	Average	288	130	2	4000.00	55.48	74.00	-18.52	57.72	-2.24	Peak	288	130	3	13430.00	42.73	68.20	-25.47	36.58	6.15	Average	100	152	4	13430.00	56.48	88.20	-31.72	50.33	6.15	Peak	100	152	5	20145.00	40.14	54.00	-13.86	38.56	1.58	Average	100	102	6	20145.00	53.15	74.00	-20.85	51.57	1.58	Peak	100	102
	Freq. MHz	Emission level dBUV/m	Limit dBUV/m	Margin dB	SA reading dBUV	Factor dB/m	Remark	ANT High cm	Turn Table deg																																																																
1	4000.00	50.97	54.00	-3.03	53.21	-2.24	Average	288	130																																																																
2	4000.00	55.48	74.00	-18.52	57.72	-2.24	Peak	288	130																																																																
3	13430.00	42.73	68.20	-25.47	36.58	6.15	Average	100	152																																																																
4	13430.00	56.48	88.20	-31.72	50.33	6.15	Peak	100	152																																																																
5	20145.00	40.14	54.00	-13.86	38.56	1.58	Average	100	102																																																																
6	20145.00	53.15	74.00	-20.85	51.57	1.58	Peak	100	102																																																																

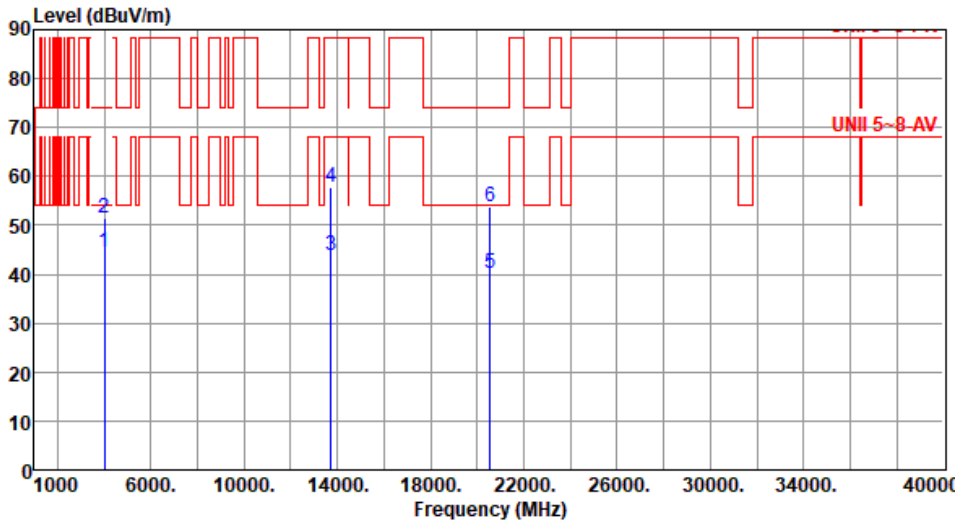


Modulation	11a	Test Freq. (MHz)	6715																																																																						
Polarization	Vertical																																																																								
Test By :Paul Lin Temperature(°C):25 Humidity(%):62																																																																									
<div><table><thead><tr><th></th><th>Freq. MHz</th><th>Emission level dBUV/m</th><th>Limit dBUV/m</th><th>Margin dB</th><th>SA reading dBUV</th><th>Factor dB/m</th><th>Remark</th><th>ANT High cm</th><th>Turn Table deg</th></tr></thead><tbody><tr><td>1</td><td>4000.00</td><td>44.85</td><td>54.00</td><td>-9.15</td><td>47.09</td><td>-2.24</td><td>Average</td><td>303</td><td>210</td></tr><tr><td>2</td><td>4000.00</td><td>51.71</td><td>74.00</td><td>-22.29</td><td>53.95</td><td>-2.24</td><td>Peak</td><td>303</td><td>210</td></tr><tr><td>3</td><td>13430.00</td><td>42.87</td><td>68.20</td><td>-25.33</td><td>36.72</td><td>6.15</td><td>Average</td><td>100</td><td>116</td></tr><tr><td>4</td><td>13430.00</td><td>57.02</td><td>88.20</td><td>-31.18</td><td>50.87</td><td>6.15</td><td>Peak</td><td>100</td><td>116</td></tr><tr><td>5</td><td>20145.00</td><td>39.75</td><td>54.00</td><td>-14.25</td><td>38.17</td><td>1.58</td><td>Average</td><td>100</td><td>103</td></tr><tr><td>6</td><td>20145.00</td><td>53.25</td><td>74.00</td><td>-20.75</td><td>51.67</td><td>1.58</td><td>Peak</td><td>100</td><td>103</td></tr></tbody></table></div>					Freq. MHz	Emission level dBUV/m	Limit dBUV/m	Margin dB	SA reading dBUV	Factor dB/m	Remark	ANT High cm	Turn Table deg	1	4000.00	44.85	54.00	-9.15	47.09	-2.24	Average	303	210	2	4000.00	51.71	74.00	-22.29	53.95	-2.24	Peak	303	210	3	13430.00	42.87	68.20	-25.33	36.72	6.15	Average	100	116	4	13430.00	57.02	88.20	-31.18	50.87	6.15	Peak	100	116	5	20145.00	39.75	54.00	-14.25	38.17	1.58	Average	100	103	6	20145.00	53.25	74.00	-20.75	51.67	1.58	Peak	100	103
	Freq. MHz	Emission level dBUV/m	Limit dBUV/m	Margin dB	SA reading dBUV	Factor dB/m	Remark	ANT High cm	Turn Table deg																																																																
1	4000.00	44.85	54.00	-9.15	47.09	-2.24	Average	303	210																																																																
2	4000.00	51.71	74.00	-22.29	53.95	-2.24	Peak	303	210																																																																
3	13430.00	42.87	68.20	-25.33	36.72	6.15	Average	100	116																																																																
4	13430.00	57.02	88.20	-31.18	50.87	6.15	Peak	100	116																																																																
5	20145.00	39.75	54.00	-14.25	38.17	1.58	Average	100	103																																																																
6	20145.00	53.25	74.00	-20.75	51.67	1.58	Peak	100	103																																																																
Note 1: Emission Level (dBUV/m) = SA Reading (dBUV) + Factor* (dB/m) *Factor includes antenna factor , cable loss and amplifier gain Note 2: Margin (dB) = Emission level (dBUV/m) – Limit (dBUV/m).																																																																									



Modulation	11a	Test Freq. (MHz)	6855
Polarization	Horizontal		
Test By :Paul Lin Temperature(°C):25 Humidity(%):62			
<div><div><div>Level (dBUV/m)</div><div><div><div></div><div></div><div></div><div></div><div></div><div></div><div></div><div></div><div></div><div></div><div></div><div></div><div></div><div></div><div></div><div></div><div></div><div></div><div></div><div></div><div></div><div></div><div></div><div></div><div></div><div></div><div></div><div></div><div></div><div></div><div></div><div></div><div></div><div></div><div></div><div></div><div></div><div></div><div></div><div></div><div></div><div></div><div></div><div></div><div></div><div></div><div></div><div></div><div></div><div></div><div></div><div></div><div></div><div></div><div></div><div></div><div></div><div></div><div></div><div></div><div></div><div></div><div></div><div></div><div></div><div></div><div></div><div></div><div></div><div></div><div></div><div></div><div></div><div></div><div></div><div></div><div></div><div></div><div></div><div></div><div></div><div></div><div></div><div></div><div></div><div></div><div></div><div></div><div></div><div></div><div></div><div></div><div></div><div></div><div></div><div></div><div></div><div></div><div></div><div></div><div></div><div></div><div></div><div></div><div></div><div></div><div></div><div></div><div></div><div></div><div></div><div></div><div></div><div></div><div></div><div></div><div></div><div></div><div></div><div></div><div></div><div></div><div></div><div></div><div></div><div></div><div></div><div></div><div></div><div></div><div></div><div></div><div></div><div></div><div></div><div></div><div></div><div></div><div></div><div></div><div></div><div></div><div></div><div></div><div></div><div></div><div></div><div></div><div></div><div></div><div></div><div></div><div></div><div></div><div></div><div></div><div></div><div></div><div></div><div></div><div></div><div></div><div></div><div></div><div></div><div></div><div></div><div></div><div></div><div></div><div></div><div></div><div></div><div></div><div></div><div></div><div></div><div></div><div></div><div></div><div></div><div></div><div></div><div></div><div></div><div></div><div></div><div></div><div></div><div></div><div></div><div></div><div></div><div></div><div></div><div></div><div></div><div></div><div></div><div></div><div></div><div></div><div></div><div></div><div></div><div></div><div></div><div></div><div></div><div></div><div></div><div></div><div></div><div></div><div></div><div></div><div></div><div></div><div></div><div></div><div></div><div></div><div></div><div></div><div></div><div></div><div></div><div></div><div></div><div></div><div></div><div></div><div></div><div></div><div></div><div></div><div></div><div></div><div></div><div></div><div></div><div></div><div></div><div></div><div></div><div></div><div></div><div></div><div></div><div></div><div></div><div></div><div></div><div></div><div></div><div></div><div></div><div></div><div></div><div></div><div></div><div></div><div></div><div></div><div></div><div></div><div></div><div></div><div></div><div></div><div></div><div></div><div></div><div></div><div></div><div></div><div></div><div></div><div></div><div></div><div></div><div></div><div></div><div></div><div></div><div></div><div></div><div></div><div></div><div></div><div></div><div></div><div></div><div></div><div></div><div></div><div></div><div></div><div></div><div></div><div></div><div></div><div></div><div></div><div></div><div></div><div></div><div></div><div></div><div></div><div></div><div></div><div></div><div></div><div></div><div></div><div></div><div></div><div></div><div></div><div></div><div></div><div></div><div></div><div></div><div></div><div></div><div></div><div></div><div></div><div></div><div></div><div></div><div></div><div></div><div></div><div></div><div></div><div></div><div></div><div></div><div></div><div></div><div></div><div></div><div></div><div></div><div></div><div></div><div></div><div></div><div></div><div></div><div></div><div></div><div></div><div></div><div></div><div></div><div></div><div></div><div></div><div></div><div></div><div></div><div></div><div></div><div></div><div></div><div></div><div></div><div></div><div></div><div></div><div></div><div></div><div></div><div></div><div></div><div></div><div></div><div></div><div></div><div></div><div></div><div></div><div></div><div></div><div></div><div></div><div></div><div></div><div></div><div></div><div></div><div></div><div></div><div></div><div></div><div></div><div></div><div></div><div></div><div></div><div></div><div></div><div></div><div></div><div></div><div></div><div></div><div></div><div></div><div></div><div></div><div></div><div></div><div></div><div></div><div></div><div></div><div></div><div></div><div></div><div></div><div></div><div></div><div></div><div></div><div></div><div></div><div></div><div></div><div></div><div></div><div></div><div></div><div></div><div></div><div></div><div></div><div></div><div></div><div></div><div></div><div></div><div></div><div></div><div></div><div></div><div></div><div></div><div></div><div></div><div></div><div></div><div></div><div></div><div></div><div></div><div></div><div></div><div></div><div></div><div></div><div></div><div></div><div></div><div></div><div></div><div></div><div></div><div></div><div></div><div></div><div></div><div></div><div></div><div></div><div></div><div></div><div></div><div></div><div></div><div></div><div></div><div></div><div></div><div></div><div></div><div></div><div></div><div></div><div></div><div></div><div></div><div></div><div></div><div></div><div></div><div></div><div></div><div></div><div></div><div></div><div></div><div></div><div></div><div></div><div></div><div></div><div></div><div></div><div></div><div></div><div></div><div></div><div></div><div></div><div></div><div></div><div></div><div></div><div></div><div></div><div></div><div></div><div></div><div></div><div></div><div></div><div></div><div></div><div></div><div></div><div></div><div></div><div></div><div></div><div></div><div></div><div></div><div></div><div></div><div></div><div></div><div></div><div></div><div></div><div></div><div></div><div></div><div></div><div></div><div></div><div></div><div></div><div></div><div></div><div></div><div></div><div></div><div></div><div></div><div></div><div></div><div></div><div></div><div></div><div></div><div></div><div></div><div></div><div></div><div></div><div></div><div></div><div></div><div></div><div></div><div></div><div></div><div></div><div></div><div></div><div></div><div></div><div></div><div></div><div></div><div></div><div></div><div></div><div></div><div></div><div></div><div></div><div></div><div></div><div></div><div></div><div></div><div></div><div></div><div></div><div></div><div></div><div></div><div></div><div></div><div></div><div></div><div></div><div></div><div></div><div></div><div></div><div></div><div></div><div></div><div></div><div></div><div></div><div></div><div></div><div></div><div></div><div></div><div></div><div></div><div></div><div></div><div></div><div></div><div></div><div></div><div></div><div></div><div></div><div></div><div></div><div></div><div></div><div></div><div></div><div></div><div></div><div></div><div></div><div></div><div></div><div></div><div></div><div></div><div></div><div></div><div></div><div></div><div></div><div></div><div></div><div></div><div></div><div></div><div></div><div></div><div></div><div></div><div></div><div></div><div></div><div></div><div></div><div></div><div></div><div></div><div></div><div></div><div></div><div></div><div></div><div></div><div></div><div></div><div></div><div></div><div></div><div></div><div></div><div></div><div></div><div></div><div></div><div></div><div></div><div></div><div></div><div></div><div></div><div></div><div></div><div></div><div></div><div></div><div></div><div></div><div></div><div></div><div></div><div></div><div></div><div></div><div></div><div></div><div></div><div></div><div></div><div></div><div></div><div></div><div></div><div></div><div></div><div></div><div></div><div></div><div></div><div></div><div></div><div></div><div></div><div></div><div></div><div></div><div></div><div></div><div></div><div></div><div></div><div></div><div></div><div></div><div></div><div></div><div></div><div></div><div></div><div></div><div></div><div></div><div></div><div></div><div></div><div></div><div></div><div></div><div></div><div></div><div></div><div></div><div></div><div></div><div></div><div></div><div></div><div></div><div></div><div></div><div></div><div></div><div></div><div></div><div></div><div></div><div></div><div></div><div></div><div></div><div></div><div></div><div></div><div></div><div></div><div></div><div></div><div></div><div></div><div></div><div></div><div></div><div></div><div></div><div></div><div></div><div></div><div></div><div></div><div></div><div></div><div></div><div></div><div></div><div></div><div></div><div></div><div></div><div></div><div></div><div></div><div></div><div></div><div></div><div></div><div></div><div></div><div></div><div></div><div></div><div></div><div></div><div></div><div></div><div></div><div></div><div></div><div></div><div></div><div></div><div></div><div></div><div></div><div></div><div></div><div></div><div></div><div></div><div></div><div></div><div></div><div></div><div></div><div></div><div></div><div></div><div></div><div></div><div></div><div></div><div></div><div></div><div></div><div></div><div></div><div></div><div></div><div></div><div></div><div></div><div></div><div></div><div></div><div></div><div></div><div></div><div></div><div></div><div></div><div></div><div></div><div></div><div></div><div></div><div></div><div></div><div></div><div></div><div></div><div></div><div></div><div></div><div></div><div></div><div></div><div></div><div></div><div></div><div></div><div></div><div></div><div></div><div></div><div></div><div></div><div></div><div></div><div></div><div></div><div></div><div></div><div></div><div></div><div></div><div></div><div></div><div></div><div></div><div></div><div></div><div></div><div></div><div></div><div></div><div></div><div></div><div></div><div></div><div></div><div></div><div></div><div></div><div></div><div></div><div></div><div></div><div></div><div></div><div></div><div></div><div></div><div></div><div></div><div></div><div></div><div></div><div></div><div></div><div></div><div></div><div></div><div></div><div></div><div></div><div></div><div></div><div></div><div></div><div></div><div></div><div></div><div></div><div></div><div></div><div></div><div></div><div></div><div></div><div></div><div></div><div></div><div></div><div></div><div></div><div></div><div></div><div></div><div></div><div></div><div></div><div></div><div></div><div></div><div></div><div></div><div></div><div></div><div></div><div></div><div></div><div></div><div></div><div></div><div></div><div></div><div></div><div></div><div></div><div></div><div></div><div></div><div></div><div></div><div></div><div></div><div></div><div></div><div></div><div></div><div></div><div></div><div></div><div></div><div></div><div></div><div></div><div></div><div></div><div></div><div></div><div></div><div></div><div></div><div></div><div></div><div></div><div></div><div></div><div></div><div></div><div></div><div></div><div></div><div></div><div></div><div></div><div></div><div></div><div></div><div></div><div></div><div></div><div></div><div></div><div></div><div></div><div></div><div></div><div></div><div></div><div></div><div></div><div></div><div></div><div></div><div></div><div></div><div></div><div></div><div></div><div></div><div></div><div></div><div></div><div></div><div></div><div></div><div></div><div></div><div></div><div></div><div></div><div></div><div></div><div></div><div></div><div></div><div></div><div></div><div></div><div></div><div></div><div></div><div></div><div></div><div></div><div></div><div></div><div></div><div></div><div></div><div></div><div></div><div></div><div></div><div></div><div></div><div></div><div></div><div></div><div></div><div></div><div></div><div></div><div></div><div></div><div></div><div></div><div></div><div></div><div></div><div></div><div></div><div></div><div></div><div></div><div></div><div></div><div></div><div></div><div></div><div></div><div></div><div></div><div></div><div></div><div></div><div></div><div></div><div></div><div></div><div></div><div></div><div></div><div></div><div></div><div></div><div></div><div></div><div></div><div></div><div></div><div></div><div></div><div></div><div></div><div></div><div></div><div></div><div></div><div></div><div></div><div></div><div></div><div></div><div></div><div></div><div></div><div></div><div></div><div></div><div></div><div></div><div></div><div></div><div></div><div></div><div></div><div></div><div></div><div></div><div></div><div></div><div></div><div></div><div></div><div></div><div></div><div></div><div></div><div></div><div></div><div></div><div></div><div></div><div></div><div></div><div></div><div></div><div></div><div></div><div></div><div></div><div></div><div></div><div></div><div></div><div></div><div></div><div></div><div></div><div></div><div></div><div></div><div></div><div></div><div></div><div></div><div></div><div></div><div></div><div></div><div></div><div></div><div></div><div></div><div></div><div></div><div></div><div></div><div></div><div></div><div></div><div></div><div></div><div></div><div></div><div></div><div></div><div></div></div></div></div></div>			

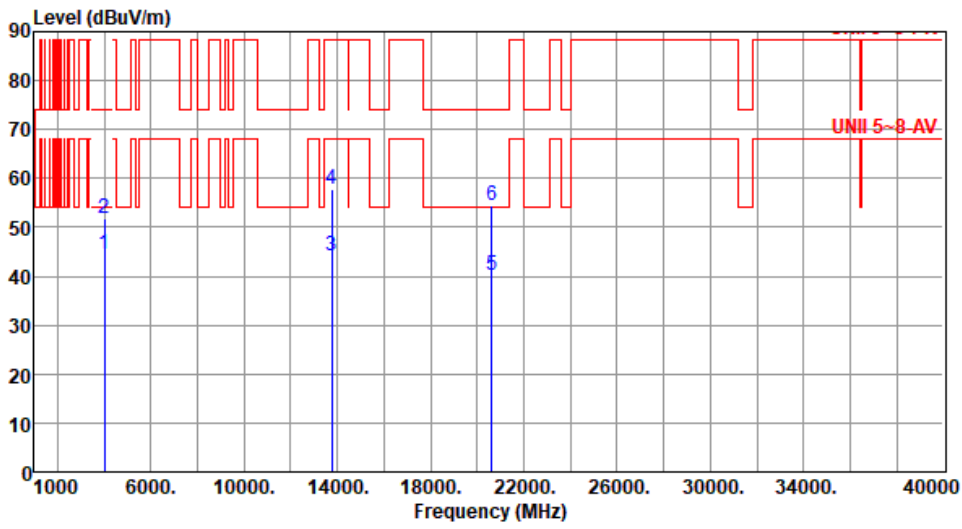


Modulation	11a	Test Freq. (MHz)	6855																																																																						
Polarization	Vertical																																																																								
Test By :Paul Lin Temperature(°C):25 Humidity(%):62																																																																									
<div><div><div>Level (dBUV/m)</div><div></div><div>Frequency (MHz)</div></div></div> <table><thead><tr><th></th><th>Freq. MHz</th><th>Emission level dBUV/m</th><th>Limit dBUV/m</th><th>Margin dB</th><th>SA reading dBUV</th><th>Factor dB/m</th><th>Remark</th><th>ANT High cm</th><th>Turn Table deg</th></tr></thead><tbody><tr><td>1</td><td>4000.00</td><td>44.35</td><td>54.00</td><td>-9.65</td><td>46.59</td><td>-2.24</td><td>Average</td><td>305</td><td>207</td></tr><tr><td>2</td><td>4000.00</td><td>51.56</td><td>74.00</td><td>-22.44</td><td>53.80</td><td>-2.24</td><td>Peak</td><td>305</td><td>207</td></tr><tr><td>3</td><td>13710.00</td><td>43.68</td><td>68.20</td><td>-24.52</td><td>37.48</td><td>6.20</td><td>Average</td><td>100</td><td>163</td></tr><tr><td>4</td><td>13710.00</td><td>57.74</td><td>88.20</td><td>-30.46</td><td>51.54</td><td>6.20</td><td>Peak</td><td>100</td><td>163</td></tr><tr><td>5</td><td>20565.00</td><td>40.03</td><td>54.00</td><td>-13.97</td><td>37.88</td><td>2.15</td><td>Average</td><td>100</td><td>196</td></tr><tr><td>6</td><td>20565.00</td><td>53.71</td><td>74.00</td><td>-20.29</td><td>51.56</td><td>2.15</td><td>Peak</td><td>100</td><td>196</td></tr></tbody></table>					Freq. MHz	Emission level dBUV/m	Limit dBUV/m	Margin dB	SA reading dBUV	Factor dB/m	Remark	ANT High cm	Turn Table deg	1	4000.00	44.35	54.00	-9.65	46.59	-2.24	Average	305	207	2	4000.00	51.56	74.00	-22.44	53.80	-2.24	Peak	305	207	3	13710.00	43.68	68.20	-24.52	37.48	6.20	Average	100	163	4	13710.00	57.74	88.20	-30.46	51.54	6.20	Peak	100	163	5	20565.00	40.03	54.00	-13.97	37.88	2.15	Average	100	196	6	20565.00	53.71	74.00	-20.29	51.56	2.15	Peak	100	196
	Freq. MHz	Emission level dBUV/m	Limit dBUV/m	Margin dB	SA reading dBUV	Factor dB/m	Remark	ANT High cm	Turn Table deg																																																																
1	4000.00	44.35	54.00	-9.65	46.59	-2.24	Average	305	207																																																																
2	4000.00	51.56	74.00	-22.44	53.80	-2.24	Peak	305	207																																																																
3	13710.00	43.68	68.20	-24.52	37.48	6.20	Average	100	163																																																																
4	13710.00	57.74	88.20	-30.46	51.54	6.20	Peak	100	163																																																																
5	20565.00	40.03	54.00	-13.97	37.88	2.15	Average	100	196																																																																
6	20565.00	53.71	74.00	-20.29	51.56	2.15	Peak	100	196																																																																
Note 1: Emission Level (dBUV/m) = SA Reading (dBUV) + Factor* (dB/m) *Factor includes antenna factor , cable loss and amplifier gain Note 2: Margin (dB) = Emission level (dBUV/m) – Limit (dBUV/m).																																																																									



Modulation	11a	Test Freq. (MHz)	6875																																																																						
Polarization	Horizontal																																																																								
Test By :Paul Lin Temperature(°C):25 Humidity(%):62																																																																									
<div><div><div>Level (dBUV/m)</div><div><div>UNI 5~8-AV</div></div><div>Frequency (MHz)</div></div><table><tr><th></th><th>Freq. MHz</th><th>Emission level dBUV/m</th><th>Limit dBUV/m</th><th>Margin dB</th><th>SA reading dBUV</th><th>Factor dB/m</th><th>Remark</th><th>ANT High cm</th><th>Turn Table deg</th></tr><tr><td>1</td><td>4000.00</td><td>50.93</td><td>54.00</td><td>-3.07</td><td>53.17</td><td>-2.24</td><td>Average</td><td>285</td><td>136</td></tr><tr><td>2</td><td>4000.00</td><td>55.71</td><td>74.00</td><td>-18.29</td><td>57.95</td><td>-2.24</td><td>Peak</td><td>285</td><td>136</td></tr><tr><td>3</td><td>13750.00</td><td>44.31</td><td>68.20</td><td>-23.89</td><td>38.10</td><td>6.21</td><td>Average</td><td>100</td><td>220</td></tr><tr><td>4</td><td>13750.00</td><td>57.93</td><td>88.20</td><td>-30.27</td><td>51.72</td><td>6.21</td><td>Peak</td><td>100</td><td>220</td></tr><tr><td>5</td><td>20625.00</td><td>40.39</td><td>54.00</td><td>-13.61</td><td>38.16</td><td>2.23</td><td>Average</td><td>100</td><td>171</td></tr><tr><td>6</td><td>20625.00</td><td>54.07</td><td>74.00</td><td>-19.93</td><td>51.84</td><td>2.23</td><td>Peak</td><td>100</td><td>171</td></tr></table></div>					Freq. MHz	Emission level dBUV/m	Limit dBUV/m	Margin dB	SA reading dBUV	Factor dB/m	Remark	ANT High cm	Turn Table deg	1	4000.00	50.93	54.00	-3.07	53.17	-2.24	Average	285	136	2	4000.00	55.71	74.00	-18.29	57.95	-2.24	Peak	285	136	3	13750.00	44.31	68.20	-23.89	38.10	6.21	Average	100	220	4	13750.00	57.93	88.20	-30.27	51.72	6.21	Peak	100	220	5	20625.00	40.39	54.00	-13.61	38.16	2.23	Average	100	171	6	20625.00	54.07	74.00	-19.93	51.84	2.23	Peak	100	171
	Freq. MHz	Emission level dBUV/m	Limit dBUV/m	Margin dB	SA reading dBUV	Factor dB/m	Remark	ANT High cm	Turn Table deg																																																																
1	4000.00	50.93	54.00	-3.07	53.17	-2.24	Average	285	136																																																																
2	4000.00	55.71	74.00	-18.29	57.95	-2.24	Peak	285	136																																																																
3	13750.00	44.31	68.20	-23.89	38.10	6.21	Average	100	220																																																																
4	13750.00	57.93	88.20	-30.27	51.72	6.21	Peak	100	220																																																																
5	20625.00	40.39	54.00	-13.61	38.16	2.23	Average	100	171																																																																
6	20625.00	54.07	74.00	-19.93	51.84	2.23	Peak	100	171																																																																
Note 1: Emission Level (dBUV/m) = SA Reading (dBUV) + Factor* (dB/m) *Factor includes antenna factor , cable loss and amplifier gain Note 2: Margin (dB) = Emission level (dBUV/m) – Limit (dBUV/m).																																																																									



Modulation	11a		Test Freq. (MHz)		6875				
Polarization	Vertical								
Test By		:Paul Lin		Temperature(°C):25		Humidity(%):62			
<div><div>Level (dBuV/m)</div><div></div><div>Frequency (MHz)</div></div>									
	Freq.	Emission	Limit	Margin	SA	Factor	Remark	ANT	Turn
	MHz	level			reading			High	Table
		dBuV/m	dBuV/m	dB	dBuV	dB/m		cm	deg
1	4000.00	44.58	54.00	-9.42	46.82	-2.24	Average	303	209
2	4000.00	51.76	74.00	-22.24	54.00	-2.24	Peak	303	209
3	13750.00	44.11	68.20	-24.09	37.90	6.21	Average	100	132
4	13750.00	57.88	88.20	-30.32	51.67	6.21	Peak	100	132
5	20625.00	40.06	54.00	-13.94	37.83	2.23	Average	100	188
6	20625.00	54.56	74.00	-19.44	52.33	2.23	Peak	100	188
Note 1: Emission Level (dBuV/m) = SA Reading (dBuV) + Factor* (dB/m) *Factor includes antenna factor , cable loss and amplifier gain Note 2: Margin (dB) = Emission level (dBuV/m) – Limit (dBuV/m).									



Modulation	11a	Test Freq. (MHz)	6895
Polarization	Horizontal		
Test By :Paul Lin Temperature(°C):25 Humidity(%):62			
<div><div><div>Level (dBUV/m)</div><div><div><div><div><div><div></div><div></div><div></div><div></div><div></div><div></div><div></div><div></div><div></div><div></div><div></div><div></div><div></div><div></div><div></div><div></div><div></div><div></div><div></div><div></div><div></div><div></div><div></div><div></div><div></div><div></div><div></div><div></div><div></div><div></div><div></div><div></div><div></div><div></div><div></div><div></div><div></div><div></div><div></div><div></div><div></div><div></div><div></div><div></div><div></div><div></div><div></div><div></div><div></div><div></div><div></div><div></div><div></div><div></div><div></div><div></div><div></div><div></div><div></div><div></div><div></div><div></div><div></div><div></div><div></div><div></div><div></div><div></div><div></div><div></div><div></div><div></div><div></div><div></div><div></div><div></div><div></div><div></div><div></div><div></div><div></div><div></div><div></div><div></div><div></div><div></div><div></div><div></div><div></div><div></div><div></div><div></div><div></div><div></div><div></div><div></div><div></div><div></div><div></div><div></div><div></div><div></div><div></div><div></div><div></div><div></div><div></div><div></div><div></div><div></div><div></div><div></div><div></div><div></div><div></div><div></div><div></div><div></div><div></div><div></div><div></div><div></div><div></div><div></div><div></div><div></div><div></div><div></div><div></div><div></div><div></div><div></div><div></div><div></div><div></div><div></div><div></div><div></div><div></div><div></div><div></div><div></div><div></div><div></div><div></div><div></div><div></div><div></div><div></div><div></div><div></div><div></div><div></div><div></div><div></div><div></div><div></div><div></div><div></div><div></div><div></div><div></div><div></div><div></div><div></div><div></div><div></div><div></div><div></div><div></div><div></div><div></div><div></div><div></div><div></div><div></div><div></div><div></div><div></div><div></div><div></div><div></div><div></div><div></div><div></div><div></div><div></div><div></div><div></div><div></div><div></div><div></div><div></div><div></div><div></div><div></div><div></div><div></div><div></div><div></div><div></div><div></div><div></div><div></div><div></div><div></div><div></div><div></div><div></div><div></div><div></div><div></div><div></div><div></div><div></div><div></div><div></div><div></div><div></div><div></div><div></div><div></div><div></div><div></div><div></div><div></div><div></div><div></div><div></div><div></div><div></div><div></div><div></div><div></div><div></div><div></div><div></div><div></div><div></div><div></div><div></div><div></div><div></div><div></div><div></div><div></div><div></div><div></div><div></div><div></div><div></div><div></div><div></div><div></div><div></div><div></div><div></div><div></div><div></div><div></div><div></div><div></div><div></div><div></div><div></div><div></div><div></div><div></div><div></div><div></div><div></div><div></div><div></div><div></div><div></div><div></div><div></div><div></div><div></div><div></div><div></div><div></div><div></div><div></div><div></div><div></div><div></div><div></div><div></div><div></div><div></div><div></div><div></div><div></div><div></div><div></div><div></div><div></div><div></div><div></div><div></div><div></div><div></div><div></div><div></div><div></div><div></div><div></div><div></div><div></div><div></div><div></div><div></div><div></div><div></div><div></div><div></div><div></div><div></div><div></div><div></div><div></div><div></div><div></div><div></div><div></div><div></div><div></div><div></div><div></div><div></div><div></div><div></div><div></div><div></div><div></div><div></div><div></div><div></div><div></div><div></div><div></div><div></div><div></div><div></div><div></div><div></div><div></div><div></div><div></div><div></div><div></div><div></div><div></div><div></div><div></div><div></div><div></div><div></div><div></div><div></div><div></div><div></div><div></div><div></div><div></div><div></div><div></div><div></div><div></div><div></div><div></div><div></div><div></div><div></div><div></div><div></div><div></div><div></div><div></div><div></div><div></div><div></div><div></div><div></div><div></div><div></div><div></div><div></div><div></div><div></div><div></div><div></div><div></div><div></div><div></div><div></div><div></div><div></div><div></div><div></div><div></div><div></div><div></div><div></div><div></div><div></div><div></div><div></div><div></div><div></div><div></div><div></div><div></div><div></div><div></div><div></div><div></div><div></div><div></div><div></div><div></div><div></div><div></div><div></div><div></div><div></div><div></div><div></div><div></div><div></div><div></div><div></div><div></div><div></div><div></div><div></div><div></div><div></div><div></div><div></div><div></div><div></div><div></div><div></div><div></div><div></div><div></div><div></div><div></div><div></div><div></div><div></div><div></div><div></div><div></div><div></div><div></div><div></div><div></div><div></div><div></div><div></div><div></div><div></div><div></div><div></div><div></div><div></div><div></div><div></div><div></div><div></div><div></div><div></div><div></div><div></div><div></div><div></div><div></div><div></div><div></div><div></div><div></div><div></div><div></div><div></div><div></div><div></div><div></div><div></div><div></div><div></div><div></div><div></div><div></div><div></div><div></div><div></div><div></div><div></div><div></div><div></div><div></div><div></div><div></div><div></div><div></div><div></div><div></div><div></div><div></div><div></div><div></div><div></div><div></div><div></div><div></div><div></div><div></div><div></div><div></div><div></div><div></div><div></div><div></div><div></div><div></div><div></div><div></div><div></div><div></div><div></div><div></div><div></div><div></div><div></div><div></div><div></div><div></div><div></div><div></div><div></div><div></div><div></div><div></div><div></div><div></div><div></div><div></div><div></div><div></div><div></div><div></div><div></div><div></div><div></div><div></div><div></div><div></div><div></div><div></div><div></div><div></div><div></div><div></div><div></div><div></div><div></div><div></div><div></div><div></div><div></div><div></div><div></div><div></div><div></div><div></div><div></div><div></div><div></div><div></div><div></div><div></div><div></div><div></div><div></div><div></div><div></div><div></div><div></div><div></div><div></div><div></div><div></div><div></div><div></div><div></div><div></div><div></div><div></div><div></div><div></div><div></div><div></div><div></div><div></div><div></div><div></div><div></div><div></div><div></div><div></div><div></div><div></div><div></div><div></div><div></div><div></div><div></div><div></div><div></div><div></div><div></div><div></div><div></div><div></div><div></div><div></div><div></div><div></div><div></div><div></div><div></div><div></div><div></div><div></div><div></div><div></div><div></div><div></div><div></div><div></div><div></div><div></div><div></div><div></div><div></div><div></div><div></div><div></div><div></div><div></div><div></div><div></div><div></div><div></div><div></div><div></div><div></div><div></div><div></div><div></div><div></div><div></div><div></div><div></div><div></div><div></div><div></div><div></div><div></div><div></div><div></div><div></div><div></div><div></div><div></div><div></div><div></div><div></div><div></div><div></div><div></div><div></div><div></div><div></div><div></div><div></div><div></div><div></div><div></div><div></div><div></div><div></div><div></div><div></div><div></div><div></div><div></div><div></div><div></div><div></div><div></div><div></div><div></div><div></div><div></div><div></div><div></div><div></div><div></div><div></div><div></div><div></div><div></div><div></div><div></div><div></div><div></div><div></div><div></div><div></div><div></div><div></div><div></div><div></div><div></div><div></div><div></div><div></div><div></div><div></div><div></div><div></div><div></div><div></div><div></div><div></div><div></div><div></div><div></div><div></div><div></div><div></div><div></div><div></div><div></div><div></div><div></div><div></div><div></div><div></div><div></div><div></div><div></div><div></div><div></div><div></div><div></div><div></div><div></div><div></div><div></div><div></div><div></div><div></div><div></div><div></div><div></div><div></div><div></div><div></div><div></div><div></div><div></div><div></div><div></div><div></div><div></div><div></div><div></div><div></div><div></div><div></div><div></div><div></div><div></div><div></div><div></div><div></div><div></div><div></div><div></div><div></div><div></div><div></div><div></div><div></div><div></div><div></div><div></div><div></div><div></div><div></div><div></div><div></div><div></div><div></div><div></div><div></div><div></div><div></div><div></div><div></div><div></div><div></div><div></div><div></div><div></div><div></div><div></div><div></div><div></div><div></div><div></div><div></div><div></div><div></div><div></div><div></div><div></div><div></div><div></div><div></div><div></div><div></div><div></div><div></div><div></div><div></div><div></div><div></div><div></div><div></div><div></div><div></div><div></div><div></div><div></div><div></div><div></div><div></div><div></div><div></div><div></div><div></div><div></div><div></div><div></div><div></div><div></div><div></div><div></div><div></div><div></div><div></div><div></div><div></div><div></div><div></div><div></div><div></div><div></div><div></div><div></div><div></div><div></div><div></div><div></div><div></div><div></div><div></div><div></div><div></div><div></div><div></div><div></div><div></div><div></div><div></div><div></div><div></div><div></div><div></div><div></div><div></div><div></div><div></div><div></div><div></div><div></div><div></div><div></div><div></div><div></div><div></div><div></div><div></div><div></div><div></div><div></div><div></div><div></div><div></div><div></div><div></div><div></div><div></div><div></div><div></div><div></div><div></div><div></div><div></div><div></div><div></div><div></div><div></div><div></div><div></div><div></div><div></div><div></div><div></div><div></div><div></div><div></div><div></div><div></div><div></div><div></div><div></div><div></div><div></div><div></div><div></div><div></div><div></div><div></div><div></div><div></div><div></div><div></div><div></div><div></div><div></div><div></div><div></div><div></div><div></div><div></div><div></div><div></div><div></div><div></div><div></div><div></div><div></div><div></div><div></div><div></div><div></div><div></div><div></div><div></div><div></div><div></div><div></div><div></div><div></div><div></div><div></div><div></div><div></div><div></div><div></div><div></div><div></div><div></div><div></div><div></div><div></div><div></div><div></div><div></div><div></div><div></div><div></div><div></div><div></div><div></div><div></div><div></div><div></div><div></div><div></div><div></div><div></div><div></div><div></div><div></div><div></div><div></div><div></div><div></div><div></div><div></div><div></div><div></div><div></div><div></div><div></div><div></div><div></div><div></div><div></div><div></div><div></div><div></div><div></div><div></div><div></div><div></div><div></div><div></div><div></div><div></div><div></div><div></div><div></div><div></div><div></div><div></div><div></div><div></div><div></div><div></div><div></div><div></div><div></div><div></div><div></div><div></div><div></div><div></div><div></div><div></div><div></div><div></div><div></div><div></div><div></div><div></div><div></div><div></div><div></div><div></div><div></div><div></div><div></div><div></div><div></div><div></div><div></div><div></div><div></div><div></div><div></div><div></div><div></div><div></div><div></div><div></div><div></div><div></div><div></div><div></div><div></div><div></div><div></div><div></div><div></div><div></div><div></div><div></div><div></div><div></div><div></div><div></div><div></div><div></div><div></div><div></div><div></div><div></div><div></div><div></div><div></div><div></div><div></div><div></div><div></div><div></div><div></div><div></div><div></div><div></div><div></div><div></div><div></div><div></div><div></div><div></div><div></div><div></div><div></div><div></div><div></div><div></div><div></div><div></div><div></div><div></div><div></div><div></div><div></div><div></div><div></div><div></div><div></div><div></div><div></div><div></div><div></div><div></div><div></div><div></div><div></div><div></div><div></div><div></div><div></div><div></div><div></div><div></div><div></div><div></div><div></div><div></div><div></div><div></div><div></div><div></div><div></div><div></div><div></div><div></div><div></div><div></div><div></div><div></div><div></div><div></div><div></div><div></div><div></div><div></div><div></div><div></div><div></div><div></div><div></div><div></div><div></div><div></div><div></div><div></div><div></div><div></div><div></div><div></div><div></div><div></div><div></div><div></div><div></div><div></div><div></div><div></div><div></div><div></div><div></div><div></div><div></div><div></div><div></div><div></div><div></div><div></div><div></div><div></div><div></div><div></div><div></div><div></div><div></div><div></div><div></div><div></div><div></div><div></div><div></div><div></div><div></div><div></div><div></div><div></div><div></div><div></div><div></div><div></div><div></div><div></div><div></div><div></div><div></div><div></div><div></div><div></div><div></div><div></div><div></div><div></div><div></div><div></div><div></div><div></div><div></div><div></div><div></div><div></div><div></div><div></div><div></div><div></div><div></div><div></div><div></div><div></div><div></div><div></div><div></div><div></div><div></div><div></div><div></div><div></div><div></div><div></div><div></div><div></div><div></div><div></div><div></div><div></div><div></div><div></div><div></div><div></div><div></div><div></div><div></div><div></div><div></div><div></div><div></div><div></div><div></div><div></div><div></div><div></div><div></div><div></div><div></div><div></div><div></div><div></div><div></div><div></div><div></div><div></div><div></div><div></div><div></div><div></div><div></div><div></div><div></div><div></div><div></div><div></div><div></div><div></div><div></div><div></div><div></div><div></div><div></div><div></div><div></div><div></div><div></div><div></div><div></div><div></div><div></div><div></div><div></div><div></div><div></div><div></div><div></div><div></div><div></div><div></div><div></div><div></div><div></div><div></div><div></div><div></div><div></div><div></div><div></div><div></div><div></div><div></div><div></div><div></div><div></div><div></div><div></div><div></div><div></div><</div></div></div></div></div></div></div>			



Modulation	11a	Test Freq. (MHz)	6895						
Polarization	Vertical								
Test By :Paul Lin Temperature(°C):25 Humidity(%):62									
<div><div><div>Level (dBUV/m)</div><div></div><div>Frequency (MHz)</div></div></div>									
	Freq. MHz	Emission level dBUV/m	Limit dBUV/m	Margin dB	SA reading dBUV	Factor dB/m	Remark	ANT High cm	Turn Table deg
1	4000.00	44.49	54.00	-9.51	46.73	-2.24	Average	307	202
2	4000.00	51.68	74.00	-22.32	53.92	-2.24	Peak	307	202
3	13790.00	44.14	68.20	-24.06	37.93	6.21	Average	100	143
4	13790.00	58.15	88.20	-30.05	51.94	6.21	Peak	100	143
5	20685.00	40.24	54.00	-13.76	37.93	2.31	Average	100	211
6	20685.00	54.10	74.00	-19.90	51.79	2.31	Peak	100	211

Note 1: Emission Level (dBUV/m) = SA Reading (dBUV) + Factor* (dB/m)
*Factor includes antenna factor , cable loss and amplifier gain
Note 2: Margin (dB) = Emission level (dBUV/m) – Limit (dBUV/m).



Modulation	11a		Test Freq. (MHz)		7015				
Polarization	Horizontal								
Test By :Paul Lin Temperature(°C):25 Humidity(%):62									
<div><div>Level (dBuV/m)</div><div></div><div>Frequency (MHz)</div></div>									
	Freq.	Emission	Limit	Margin	SA	Factor	Remark	ANT	Turn
	MHz	level			reading			High	Table
		dBuV/m	dBuV/m	dB	dBuV	dB/m		cm	deg
1	4000.00	50.94	54.00	-3.06	53.18	-2.24	Average	288	133
2	4000.00	55.34	74.00	-18.66	57.58	-2.24	Peak	288	133
3	14030.00	44.87	68.20	-23.33	38.11	6.76	Average	100	163
4	14030.00	58.24	88.20	-29.96	51.48	6.76	Peak	100	163
5	21045.00	41.01	54.00	-12.99	37.92	3.09	Average	100	186
6	21045.00	54.37	74.00	-19.63	51.28	3.09	Peak	100	186

Note 1: Emission Level (dBuV/m) = SA Reading (dBuV) + Factor* (dB/m)
*Factor includes antenna factor , cable loss and amplifier gain
Note 2: Margin (dB) = Emission level (dBuV/m) – Limit (dBuV/m).

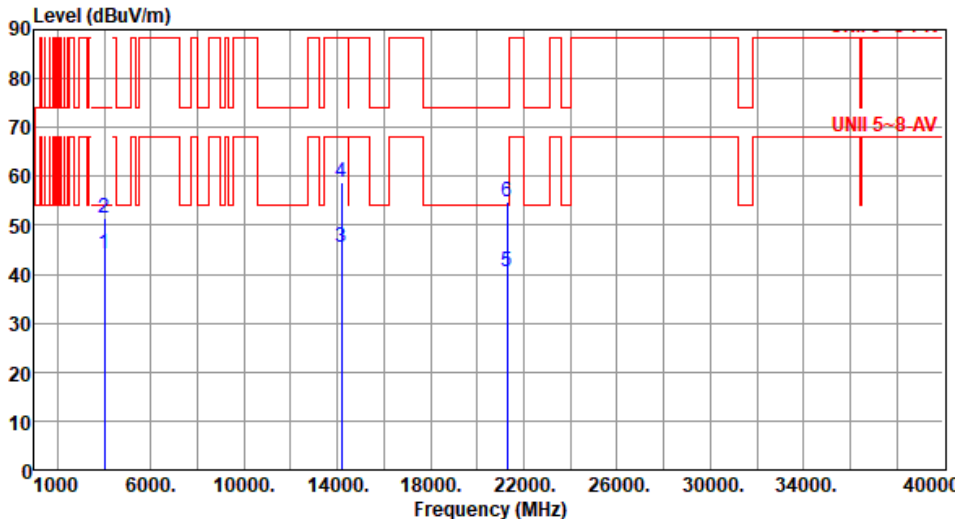


Modulation	11a	Test Freq. (MHz)	7015																																																																						
Polarization	Vertical																																																																								
Test By :Paul Lin Temperature(°C):25 Humidity(%):62																																																																									
<div><table><tr><th></th><th>Freq. MHz</th><th>Emission level dBuV/m</th><th>Limit dBuV/m</th><th>Margin dB</th><th>SA reading dBuV</th><th>Factor dB/m</th><th>Remark</th><th>ANT High cm</th><th>Turn Table deg</th></tr><tr><td>1</td><td>4000.00</td><td>44.78</td><td>54.00</td><td>-9.22</td><td>47.02</td><td>-2.24</td><td>Average</td><td>305</td><td>209</td></tr><tr><td>2</td><td>4000.00</td><td>51.56</td><td>74.00</td><td>-22.44</td><td>53.80</td><td>-2.24</td><td>Peak</td><td>305</td><td>209</td></tr><tr><td>3</td><td>14030.00</td><td>44.95</td><td>68.20</td><td>-23.25</td><td>38.19</td><td>6.76</td><td>Average</td><td>100</td><td>102</td></tr><tr><td>4</td><td>14030.00</td><td>58.35</td><td>88.20</td><td>-29.85</td><td>51.59</td><td>6.76</td><td>Peak</td><td>100</td><td>102</td></tr><tr><td>5</td><td>21045.00</td><td>41.04</td><td>54.00</td><td>-12.96</td><td>37.95</td><td>3.09</td><td>Average</td><td>100</td><td>155</td></tr><tr><td>6</td><td>21045.00</td><td>53.75</td><td>74.00</td><td>-20.25</td><td>50.66</td><td>3.09</td><td>Peak</td><td>100</td><td>155</td></tr></table></div>					Freq. MHz	Emission level dBuV/m	Limit dBuV/m	Margin dB	SA reading dBuV	Factor dB/m	Remark	ANT High cm	Turn Table deg	1	4000.00	44.78	54.00	-9.22	47.02	-2.24	Average	305	209	2	4000.00	51.56	74.00	-22.44	53.80	-2.24	Peak	305	209	3	14030.00	44.95	68.20	-23.25	38.19	6.76	Average	100	102	4	14030.00	58.35	88.20	-29.85	51.59	6.76	Peak	100	102	5	21045.00	41.04	54.00	-12.96	37.95	3.09	Average	100	155	6	21045.00	53.75	74.00	-20.25	50.66	3.09	Peak	100	155
	Freq. MHz	Emission level dBuV/m	Limit dBuV/m	Margin dB	SA reading dBuV	Factor dB/m	Remark	ANT High cm	Turn Table deg																																																																
1	4000.00	44.78	54.00	-9.22	47.02	-2.24	Average	305	209																																																																
2	4000.00	51.56	74.00	-22.44	53.80	-2.24	Peak	305	209																																																																
3	14030.00	44.95	68.20	-23.25	38.19	6.76	Average	100	102																																																																
4	14030.00	58.35	88.20	-29.85	51.59	6.76	Peak	100	102																																																																
5	21045.00	41.04	54.00	-12.96	37.95	3.09	Average	100	155																																																																
6	21045.00	53.75	74.00	-20.25	50.66	3.09	Peak	100	155																																																																
Note 1: Emission Level (dBuV/m) = SA Reading (dBuV) + Factor* (dB/m) *Factor includes antenna factor , cable loss and amplifier gain Note 2: Margin (dB) = Emission level (dBuV/m) – Limit (dBuV/m).																																																																									



Modulation	11a	Test Freq. (MHz)	7095																																																																						
Polarization	Horizontal																																																																								
Test By :Paul Lin Temperature(°C):25 Humidity(%):62																																																																									
<div><div><div>Level (dBUV/m)</div><div><div>UNI 5~8-AV</div></div><div>Frequency (MHz)</div></div><table><tr><th></th><th>Freq. MHz</th><th>Emission level dBUV/m</th><th>Limit dBUV/m</th><th>Margin dB</th><th>SA reading dBUV</th><th>Factor dB/m</th><th>Remark</th><th>ANT High cm</th><th>Turn Table deg</th></tr><tr><td>1</td><td>4000.00</td><td>50.85</td><td>54.00</td><td>-3.15</td><td>53.09</td><td>-2.24</td><td>Average</td><td>289</td><td>131</td></tr><tr><td>2</td><td>4000.00</td><td>55.43</td><td>74.00</td><td>-18.57</td><td>57.67</td><td>-2.24</td><td>Peak</td><td>289</td><td>131</td></tr><tr><td>3</td><td>14190.00</td><td>45.63</td><td>68.20</td><td>-22.57</td><td>38.52</td><td>7.11</td><td>Average</td><td>100</td><td>242</td></tr><tr><td>4</td><td>14190.00</td><td>59.29</td><td>88.20</td><td>-28.91</td><td>52.18</td><td>7.11</td><td>Peak</td><td>100</td><td>242</td></tr><tr><td>5</td><td>21285.00</td><td>41.03</td><td>54.00</td><td>-12.97</td><td>37.63</td><td>3.40</td><td>Average</td><td>100</td><td>158</td></tr><tr><td>6</td><td>21285.00</td><td>54.78</td><td>74.00</td><td>-19.22</td><td>51.38</td><td>3.40</td><td>Peak</td><td>100</td><td>158</td></tr></table></div>					Freq. MHz	Emission level dBUV/m	Limit dBUV/m	Margin dB	SA reading dBUV	Factor dB/m	Remark	ANT High cm	Turn Table deg	1	4000.00	50.85	54.00	-3.15	53.09	-2.24	Average	289	131	2	4000.00	55.43	74.00	-18.57	57.67	-2.24	Peak	289	131	3	14190.00	45.63	68.20	-22.57	38.52	7.11	Average	100	242	4	14190.00	59.29	88.20	-28.91	52.18	7.11	Peak	100	242	5	21285.00	41.03	54.00	-12.97	37.63	3.40	Average	100	158	6	21285.00	54.78	74.00	-19.22	51.38	3.40	Peak	100	158
	Freq. MHz	Emission level dBUV/m	Limit dBUV/m	Margin dB	SA reading dBUV	Factor dB/m	Remark	ANT High cm	Turn Table deg																																																																
1	4000.00	50.85	54.00	-3.15	53.09	-2.24	Average	289	131																																																																
2	4000.00	55.43	74.00	-18.57	57.67	-2.24	Peak	289	131																																																																
3	14190.00	45.63	68.20	-22.57	38.52	7.11	Average	100	242																																																																
4	14190.00	59.29	88.20	-28.91	52.18	7.11	Peak	100	242																																																																
5	21285.00	41.03	54.00	-12.97	37.63	3.40	Average	100	158																																																																
6	21285.00	54.78	74.00	-19.22	51.38	3.40	Peak	100	158																																																																
Note 1: Emission Level (dBUV/m) = SA Reading (dBUV) + Factor* (dB/m) *Factor includes antenna factor , cable loss and amplifier gain Note 2: Margin (dB) = Emission level (dBUV/m) – Limit (dBUV/m).																																																																									



Modulation	11a	Test Freq. (MHz)	7095																																																																						
Polarization	Vertical																																																																								
Test By :Paul Lin Temperature(°C):25 Humidity(%):62																																																																									
<div></div>																																																																									
	<table><tr><th>Freq. MHz</th><th>Emission level dBuV/m</th><th>Limit dBuV/m</th><th>Margin dB</th><th>SA reading dBuV</th><th>Factor dB/m</th><th>Remark</th><th>ANT High cm</th><th>Turn Table deg</th></tr><tr><td>1</td><td>4000.00</td><td>44.29</td><td>54.00</td><td>-9.71</td><td>46.53</td><td>-2.24</td><td>Average</td><td>303</td><td>207</td></tr><tr><td>2</td><td>4000.00</td><td>51.39</td><td>74.00</td><td>-22.61</td><td>53.63</td><td>-2.24</td><td>Peak</td><td>303</td><td>207</td></tr><tr><td>3</td><td>14190.00</td><td>45.45</td><td>68.20</td><td>-22.75</td><td>38.34</td><td>7.11</td><td>Average</td><td>100</td><td>151</td></tr><tr><td>4</td><td>14190.00</td><td>58.89</td><td>88.20</td><td>-29.31</td><td>51.78</td><td>7.11</td><td>Peak</td><td>100</td><td>151</td></tr><tr><td>5</td><td>21285.00</td><td>40.65</td><td>54.00</td><td>-13.35</td><td>37.25</td><td>3.40</td><td>Average</td><td>100</td><td>192</td></tr><tr><td>6</td><td>21285.00</td><td>54.68</td><td>74.00</td><td>-19.32</td><td>51.28</td><td>3.40</td><td>Peak</td><td>100</td><td>192</td></tr></table>	Freq. MHz	Emission level dBuV/m	Limit dBuV/m	Margin dB	SA reading dBuV	Factor dB/m	Remark	ANT High cm	Turn Table deg	1	4000.00	44.29	54.00	-9.71	46.53	-2.24	Average	303	207	2	4000.00	51.39	74.00	-22.61	53.63	-2.24	Peak	303	207	3	14190.00	45.45	68.20	-22.75	38.34	7.11	Average	100	151	4	14190.00	58.89	88.20	-29.31	51.78	7.11	Peak	100	151	5	21285.00	40.65	54.00	-13.35	37.25	3.40	Average	100	192	6	21285.00	54.68	74.00	-19.32	51.28	3.40	Peak	100	192			
Freq. MHz	Emission level dBuV/m	Limit dBuV/m	Margin dB	SA reading dBuV	Factor dB/m	Remark	ANT High cm	Turn Table deg																																																																	
1	4000.00	44.29	54.00	-9.71	46.53	-2.24	Average	303	207																																																																
2	4000.00	51.39	74.00	-22.61	53.63	-2.24	Peak	303	207																																																																
3	14190.00	45.45	68.20	-22.75	38.34	7.11	Average	100	151																																																																
4	14190.00	58.89	88.20	-29.31	51.78	7.11	Peak	100	151																																																																
5	21285.00	40.65	54.00	-13.35	37.25	3.40	Average	100	192																																																																
6	21285.00	54.68	74.00	-19.32	51.28	3.40	Peak	100	192																																																																
Note 1: Emission Level (dBuV/m) = SA Reading (dBuV) + Factor* (dB/m) *Factor includes antenna factor , cable loss and amplifier gain Note 2: Margin (dB) = Emission level (dBuV/m) – Limit (dBuV/m).																																																																									

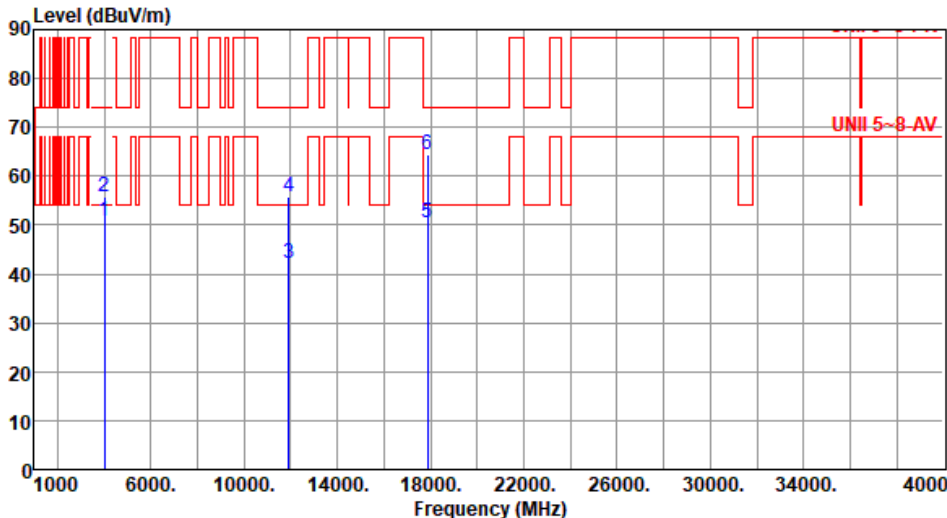


Modulation	11a	Test Freq. (MHz)	7115
Polarization	Horizontal		
Test By :Sean Yu Temperature(°C):26 Humidity(%):61			
<div><div><div>Level (dBuV/m)</div><div><div><div><div><div><div></div><div></div><div></div><div></div><div></div><div></div><div></div><div></div><div></div><div></div><div></div><div></div><div></div><div></div><div></div><div></div><div></div><div></div><div></div><div></div><div></div><div></div><div></div><div></div><div></div><div></div><div></div><div></div><div></div><div></div><div></div><div></div><div></div><div></div><div></div><div></div><div></div><div></div><div></div><div></div><div></div><div></div><div></div><div></div><div></div><div></div><div></div><div></div><div></div><div></div><div></div><div></div><div></div><div></div><div></div><div></div><div></div><div></div><div></div><div></div><div></div><div></div><div></div><div></div><div></div><div></div><div></div><div></div><div></div><div></div><div></div><div></div><div></div><div></div><div></div><div></div><div></div><div></div><div></div><div></div><div></div><div></div><div></div><div></div><div></div><div></div><div></div><div></div><div></div><div></div><div></div><div></div><div></div><div></div><div></div><div></div><div></div><div></div><div></div><div></div><div></div><div></div><div></div><div></div><div></div><div></div><div></div><div></div><div></div><div></div><div></div><div></div><div></div><div></div><div></div><div></div><div></div><div></div><div></div><div></div><div></div><div></div><div></div><div></div><div></div><div></div><div></div><div></div><div></div><div></div><div></div><div></div><div></div><div></div><div></div><div></div><div></div><div></div><div></div><div></div><div></div><div></div><div></div><div></div><div></div><div></div><div></div><div></div><div></div><div></div><div></div><div></div><div></div><div></div><div></div><div></div><div></div><div></div><div></div><div></div><div></div><div></div><div></div><div></div><div></div><div></div><div></div><div></div><div></div><div></div><div></div><div></div><div></div><div></div><div></div><div></div><div></div><div></div><div></div><div></div><div></div><div></div><div></div><div></div><div></div><div></div><div></div><div></div><div></div><div></div><div></div><div></div><div></div><div></div><div></div><div></div><div></div><div></div><div></div><div></div><div></div><div></div><div></div><div></div><div></div><div></div><div></div><div></div><div></div><div></div><div></div><div></div><div></div><div></div><div></div><div></div><div></div><div></div><div></div><div></div><div></div><div></div><div></div><div></div><div></div><div></div><div></div><div></div><div></div><div></div><div></div><div></div><div></div><div></div><div></div><div></div><div></div><div></div><div></div><div></div><div></div><div></div><div></div><div></div><div></div><div></div><div></div><div></div><div></div><div></div><div></div><div></div><div></div><div></div><div></div><div></div><div></div><div></div><div></div><div></div><div></div><div></div><div></div><div></div><div></div><div></div><div></div><div></div><div></div><div></div><div></div><div></div><div></div><div></div><div></div><div></div><div></div><div></div><div></div><div></div><div></div><div></div><div></div><div></div><div></div><div></div><div></div><div></div><div></div><div></div><div></div><div></div><div></div><div></div><div></div><div></div><div></div><div></div><div></div><div></div><div></div><div></div><div></div><div></div><div></div><div></div><div></div><div></div><div></div><div></div><div></div><div></div><div></div><div></div><div></div><div></div><div></div><div></div><div></div><div></div><div></div><div></div><div></div><div></div><div></div><div></div><div></div><div></div><div></div><div></div><div></div><div></div><div></div><div></div><div></div><div></div><div></div><div></div><div></div><div></div><div></div><div></div><div></div><div></div><div></div><div></div><div></div><div></div><div></div><div></div><div></div><div></div><div></div><div></div><div></div><div></div><div></div><div></div><div></div><div></div><div></div><div></div><div></div><div></div><div></div><div></div><div></div><div></div><div></div><div></div><div></div><div></div><div></div><div></div><div></div><div></div><div></div><div></div><div></div><div></div><div></div><div></div><div></div><div></div><div></div><div></div><div></div><div></div><div></div><div></div><div></div><div></div><div></div><div></div><div></div><div></div><div></div><div></div><div></div><div></div><div></div><div></div><div></div><div></div><div></div><div></div><div></div><div></div><div></div><div></div><div></div><div></div><div></div><div></div><div></div><div></div><div></div><div></div><div></div><div></div><div></div><div></div><div></div><div></div><div></div><div></div><div></div><div></div><div></div><div></div><div></div><div></div><div></div><div></div><div></div><div></div><div></div><div></div><div></div><div></div><div></div><div></div><div></div><div></div><div></div><div></div><div></div><div></div><div></div><div></div><div></div><div></div><div></div><div></div><div></div><div></div><div></div><div></div><div></div><div></div><div></div><div></div><div></div><div></div><div></div><div></div><div></div><div></div><div></div><div></div><div></div><div></div><div></div><div></div><div></div><div></div><div></div><div></div><div></div><div></div><div></div><div></div><div></div><div></div><div></div><div></div><div></div><div></div><div></div><div></div><div></div><div></div><div></div><div></div><div></div><div></div><div></div><div></div><div></div><div></div><div></div><div></div><div></div><div></div><div></div><div></div><div></div><div></div><div></div><div></div><div></div><div></div><div></div><div></div><div></div><div></div><div></div><div></div><div></div><div></div><div></div><div></div><div></div><div></div><div></div><div></div><div></div><div></div><div></div><div></div><div></div><div></div><div></div><div></div><div></div><div></div><div></div><div></div><div></div><div></div><div></div><div></div><div></div><div></div><div></div><div></div><div></div><div></div><div></div><div></div><div></div><div></div><div></div><div></div><div></div><div></div><div></div><div></div><div></div><div></div><div></div><div></div><div></div><div></div><div></div><div></div><div></div><div></div><div></div><div></div><div></div><div></div><div></div><div></div><div></div><div></div><div></div><div></div><div></div><div></div><div></div><div></div><div></div><div></div><div></div><div></div><div></div><div></div><div></div><div></div><div></div><div></div><div></div><div></div><div></div><div></div><div></div><div></div><div></div><div></div><div></div><div></div><div></div><div></div><div></div><div></div><div></div><div></div><div></div><div></div><div></div><div></div><div></div><div></div><div></div><div></div><div></div><div></div><div></div><div></div><div></div><div></div><div></div><div></div><div></div><div></div><div></div><div></div><div></div><div></div><div></div><div></div><div></div><div></div><div></div><div></div><div></div><div></div><div></div><div></div><div></div><div></div><div></div><div></div><div></div><div></div><div></div><div></div><div></div><div></div><div></div><div></div><div></div><div></div><div></div><div></div><div></div><div></div><div></div><div></div><div></div><div></div><div></div><div></div><div></div><div></div><div></div><div></div><div></div><div></div><div></div><div></div><div></div><div></div><div></div><div></div><div></div><div></div><div></div><div></div><div></div><div></div><div></div><div></div><div></div><div></div><div></div><div></div><div></div><div></div><div></div><div></div><div></div><div></div><div></div><div></div><div></div><div></div><div></div><div></div><div></div><div></div><div></div><div></div><div></div><div></div><div></div><div></div><div></div><div></div><div></div><div></div><div></div><div></div><div></div><div></div><div></div><div></div><div></div><div></div><div></div><div></div><div></div><div></div><div></div><div></div><div></div><div></div><div></div><div></div><div></div><div></div><div></div><div></div><div></div><div></div><div></div><div></div><div></div><div></div><div></div><div></div><div></div><div></div><div></div><div></div><div></div><div></div><div></div><div></div><div></div><div></div><div></div><div></div><div></div><div></div><div></div><div></div><div></div><div></div><div></div><div></div><div></div><div></div><div></div><div></div><div></div><div></div><div></div><div></div><div></div><div></div><div></div><div></div><div></div><div></div><div></div><div></div><div></div><div></div><div></div><div></div><div></div><div></div><div></div><div></div><div></div><div></div><div></div><div></div><div></div><div></div><div></div><div></div><div></div><div></div><div></div><div></div><div></div><div></div><div></div><div></div><div></div><div></div><div></div><div></div><div></div><div></div><div></div><div></div><div></div><div></div><div></div><div></div><div></div><div></div><div></div><div></div><div></div><div></div><div></div><div></div><div></div><div></div><div></div><div></div><div></div><div></div><div></div><div></div><div></div><div></div><div></div><div></div><div></div><div></div><div></div><div></div><div></div><div></div><div></div><div></div><div></div><div></div><div></div><div></div><div></div><div></div><div></div><div></div><div></div><div></div><div></div><div></div><div></div><div></div><div></div><div></div><div></div><div></div><div></div><div></div><div></div><div></div><div></div><div></div><div></div><div></div><div></div><div></div><div></div><div></div><div></div><div></div><div></div><div></div><div></div><div></div><div></div><div></div><div></div><div></div><div></div><div></div><div></div><div></div><div></div><div></div><div></div><div></div><div></div><div></div><div></div><div></div><div></div><div></div><div></div><div></div><div></div><div></div><div></div><div></div><div></div><div></div><div></div><div></div><div></div><div></div><div></div><div></div><div></div><div></div><div></div><div></div><div></div><div></div><div></div><div></div><div></div><div></div><div></div><div></div><div></div><div></div><div></div><div></div><div></div><div></div><div></div><div></div><div></div><div></div><div></div><div></div><div></div><div></div><div></div><div></div><div></div><div></div><div></div><div></div><div></div><div></div><div></div><div></div><div></div><div></div><div></div><div></div><div></div><div></div><div></div><div></div><div></div><div></div><div></div><div></div><div></div><div></div><div></div><div></div><div></div><div></div><div></div><div></div><div></div><div></div><div></div><div></div><div></div><div></div><div></div><div></div><div></div><div></div><div></div><div></div><div></div><div></div><div></div><div></div><div></div><div></div><div></div><div></div><div></div><div></div><div></div><div></div><div></div><div></div><div></div><div></div><div></div><div></div><div></div><div></div><div></div><div></div><div></div><div></div><div></div><div></div><div></div><div></div><div></div><div></div><div></div><div></div><div></div><div></div><div></div><div></div><div></div><div></div><div></div><div></div><div></div><div></div><div></div><div></div><div></div><div></div><div></div><div></div><div></div><div></div><div></div><div></div><div></div><div></div><div></div><div></div><div></div><div></div><div></div><div></div><div></div><div></div><div></div><div></div><div></div><div></div><div></div><div></div><div></div><div></div><div></div><div></div><div></div><div></div><div></div><div></div><div></div><div></div><div></div><div></div><div></div><div></div><div></div><div></div><div></div><div></div><div></div><div></div><div></div><div></div><div></div><div></div><div></div><div></div><div></div><div></div><div></div><div></div><div></div><div></div><div></div><div></div><div></div><div></div><div></div><div></div><div></div><div></div><div></div><div></div><div></div><div></div><div></div><div></div><div></div><div></div><div></div><div></div><div></div><div></div><div></div><div></div><div></div><div></div><div></div><div></div><div></div><div></div><div></div><div></div><div></div><div></div><div></div><div></div><div></div><div></div><div></div><div></div><div></div><div></div><div></div><div></div><div></div><div></div><div></div><div></div><div></div><div></div><div></div><div></div><div></div><div></div><div></div><div></div><div></div><div></div><div></div><div></div><div></div><div></div><div></div><div></div><div></div><div></div><div></div><div></div><div></div><div></div><div></div><div></div><div></div><div></div><div></div><div></div><div></div><div></div><div></div><div></div><div></div><div></div><div></div><div></div><div></div><div></div><div></div><div></div><div></div><div></div><div></div><div></div><div></div><div></div><div></div><div></div><div></div><div></div><div></div><div></div><div></div><div></div><div></div><div></div><div></div><div></div><div></div><div></div><div></div><div></div><div></div><div></div><div></div><div></div><div></div><div></div><div></div><div></div><div></div><div></div><div></div><div></div><div></div><div></div><div></div><div></div><div></div><div></div><div></div><div></div><div></div><div></div><div></div><div></div><div></div><div></div><div></div><div></div><div></div><div></div><div></div><div></div><div></div><div></div><div></div><div></div><div></div><div></div><div></div><div></div><div></div><div></div><div></div><div></div><div></div><div></div><div></div><div></div><div></div><div></div><div></div><div></div><div></div><div></div><div></div><div></div><div></div><div></div><div></div><div></div><div></div><div></div><div></div><div></div><div></div><div></div><div></div><div></div><div></div><div></div><div></div><div></div><div></div><div></div><div></div><div></div><div></div><div></div><div></div><div></div></div></div></div></div></div></div></div>			

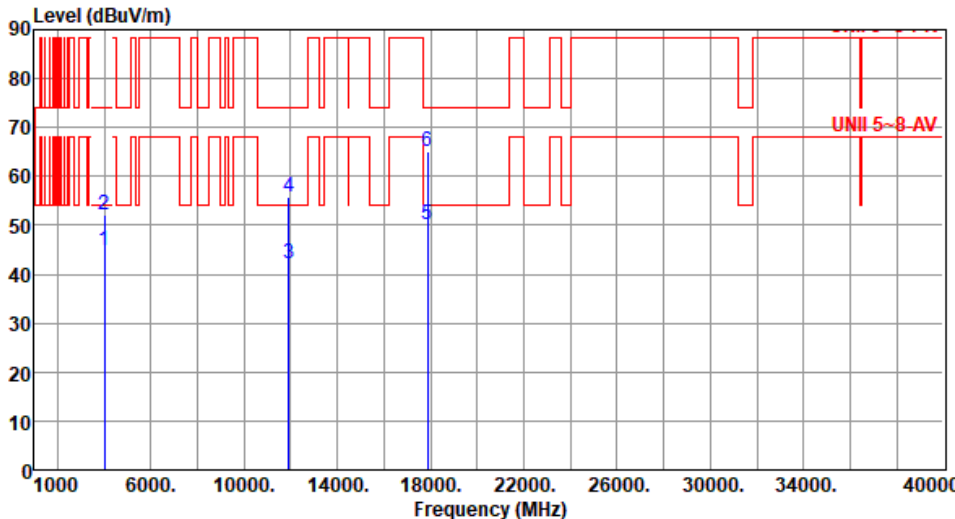


Modulation	11a		Test Freq. (MHz)		7115	
Polarization	Vertical					
Test By :Sean Yu Temperature(°C):26 Humidity(%):61						
<div><div><div>Level (dBuV/m)</div><div><div><div><div><div><div></div><div></div><div></div><div></div><div></div><div></div><div></div><div></div><div></div><div></div><div></div><div></div><div></div><div></div><div></div><div></div><div></div><div></div><div></div><div></div><div></div><div></div><div></div><div></div><div></div><div></div><div></div><div></div><div></div><div></div><div></div><div></div><div></div><div></div><div></div><div></div><div></div><div></div><div></div><div></div><div></div><div></div><div></div><div></div><div></div><div></div><div></div><div></div><div></div><div></div><div></div><div></div><div></div><div></div><div></div><div></div><div></div><div></div><div></div><div></div><div></div><div></div><div></div><div></div><div></div><div></div><div></div><div></div><div></div><div></div><div></div><div></div><div></div><div></div><div></div><div></div><div></div><div></div><div></div><div></div><div></div><div></div><div></div><div></div><div></div><div></div><div></div><div></div><div></div><div></div><div></div><div></div><div></div><div></div><div></div><div></div><div></div><div></div><div></div><div></div><div></div><div></div><div></div><div></div><div></div><div></div><div></div><div></div><div></div><div></div><div></div><div></div><div></div><div></div><div></div><div></div><div></div><div></div><div></div><div></div><div></div><div></div><div></div><div></div><div></div><div></div><div></div><div></div><div></div><div></div><div></div><div></div><div></div><div></div><div></div><div></div><div></div><div></div><div></div><div></div><div></div><div></div><div></div><div></div><div></div><div></div><div></div><div></div><div></div><div></div><div></div><div></div><div></div><div></div><div></div><div></div><div></div><div></div><div></div><div></div><div></div><div></div><div></div><div></div><div></div><div></div><div></div><div></div><div></div><div></div><div></div><div></div><div></div><div></div><div></div><div></div><div></div><div></div><div></div><div></div><div></div><div></div><div></div><div></div><div></div><div></div><div></div><div></div><div></div><div></div><div></div><div></div><div></div><div></div><div></div><div></div><div></div><div></div><div></div><div></div><div></div><div></div><div></div><div></div><div></div><div></div><div></div><div></div><div></div><div></div><div></div><div></div><div></div><div></div><div></div><div></div><div></div><div></div><div></div><div></div><div></div><div></div><div></div><div></div><div></div><div></div><div></div><div></div><div></div><div></div><div></div><div></div><div></div><div></div><div></div><div></div><div></div><div></div><div></div><div></div><div></div><div></div><div></div><div></div><div></div><div></div><div></div><div></div><div></div><div></div><div></div><div></div><div></div><div></div><div></div><div></div><div></div><div></div><div></div><div></div><div></div><div></div><div></div><div></div><div></div><div></div><div></div><div></div><div></div><div></div><div></div><div></div><div></div><div></div><div></div><div></div><div></div><div></div><div></div><div></div><div></div><div></div><div></div><div></div><div></div><div></div><div></div><div></div><div></div><div></div><div></div><div></div><div></div><div></div><div></div><div></div><div></div><div></div><div></div><div></div><div></div><div></div><div></div><div></div><div></div><div></div><div></div><div></div><div></div><div></div><div></div><div></div><div></div><div></div><div></div><div></div><div></div><div></div><div></div><div></div><div></div><div></div><div></div><div></div><div></div><div></div><div></div><div></div><div></div><div></div><div></div><div></div><div></div><div></div><div></div><div></div><div></div><div></div><div></div><div></div><div></div><div></div><div></div><div></div><div></div><div></div><div></div><div></div><div></div><div></div><div></div><div></div><div></div><div></div><div></div><div></div><div></div><div></div><div></div><div></div><div></div><div></div><div></div><div></div><div></div><div></div><div></div><div></div><div></div><div></div><div></div><div></div><div></div><div></div><div></div><div></div><div></div><div></div><div></div><div></div><div></div><div></div><div></div><div></div><div></div><div></div><div></div><div></div><div></div><div></div><div></div><div></div><div></div><div></div><div></div><div></div><div></div><div></div><div></div><div></div><div></div><div></div><div></div><div></div><div></div><div></div><div></div><div></div><div></div><div></div><div></div><div></div><div></div><div></div><div></div><div></div><div></div><div></div><div></div><div></div><div></div><div></div><div></div><div></div><div></div><div></div><div></div><div></div><div></div><div></div><div></div><div></div><div></div><div></div><div></div><div></div><div></div><div></div><div></div><div></div><div></div><div></div><div></div><div></div><div></div><div></div><div></div><div></div><div></div><div></div><div></div><div></div><div></div><div></div><div></div><div></div><div></div><div></div><div></div><div></div><div></div><div></div><div></div><div></div><div></div><div></div><div></div><div></div><div></div><div></div><div></div><div></div><div></div><div></div><div></div><div></div><div></div><div></div><div></div><div></div><div></div><div></div><div></div><div></div><div></div><div></div><div></div><div></div><div></div><div></div><div></div><div></div><div></div><div></div><div></div><div></div><div></div><div></div><div></div><div></div><div></div><div></div><div></div><div></div><div></div><div></div><div></div><div></div><div></div><div></div><div></div><div></div><div></div><div></div><div></div><div></div><div></div><div></div><div></div><div></div><div></div><div></div><div></div><div></div><div></div><div></div><div></div><div></div><div></div><div></div><div></div><div></div><div></div><div></div><div></div><div></div><div></div><div></div><div></div><div></div><div></div><div></div><div></div><div></div><div></div><div></div><div></div><div></div><div></div><div></div><div></div><div></div><div></div><div></div><div></div><div></div><div></div><div></div><div></div><div></div><div></div><div></div><div></div><div></div><div></div><div></div><div></div><div></div><div></div><div></div><div></div><div></div><div></div><div></div><div></div><div></div><div></div><div></div><div></div><div></div><div></div><div></div><div></div><div></div><div></div><div></div><div></div><div></div><div></div><div></div><div></div><div></div><div></div><div></div><div></div><div></div><div></div><div></div><div></div><div></div><div></div><div></div><div></div><div></div><div></div><div></div><div></div><div></div><div></div><div></div><div></div><div></div><div></div><div></div><div></div><div></div><div></div><div></div><div></div><div></div><div></div><div></div><div></div><div></div><div></div><div></div><div></div><div></div><div></div><div></div><div></div><div></div><div></div><div></div><div></div><div></div><div></div><div></div><div></div><div></div><div></div><div></div><div></div><div></div><div></div><div></div><div></div><div></div><div></div><div></div><div></div><div></div><div></div><div></div><div></div><div></div><div></div><div></div><div></div><div></div><div></div><div></div><div></div><div></div><div></div><div></div><div></div><div></div><div></div><div></div><div></div><div></div><div></div><div></div><div></div><div></div><div></div><div></div><div></div><div></div><div></div><div></div><div></div><div></div><div></div><div></div><div></div><div></div><div></div><div></div><div></div><div></div><div></div><div></div><div></div><div></div><div></div><div></div><div></div><div></div><div></div><div></div><div></div><div></div><div></div><div></div><div></div><div></div><div></div><div></div><div></div><div></div><div></div><div></div><div></div><div></div><div></div><div></div><div></div><div></div><div></div><div></div><div></div><div></div><div></div><div></div><div></div><div></div><div></div><div></div><div></div><div></div><div></div><div></div><div></div><div></div><div></div><div></div><div></div><div></div><div></div><div></div><div></div><div></div><div></div><div></div><div></div><div></div><div></div><div></div><div></div><div></div><div></div><div></div><div></div><div></div><div></div><div></div><div></div><div></div><div></div><div></div><div></div><div></div><div></div><div></div><div></div><div></div><div></div><div></div><div></div><div></div><div></div><div></div><div></div><div></div><div></div><div></div><div></div><div></div><div></div><div></div><div></div><div></div><div></div><div></div><div></div><div></div><div></div><div></div><div></div><div></div><div></div><div></div><div></div><div></div><div></div><div></div><div></div><div></div><div></div><div></div><div></div><div></div><div></div><div></div><div></div><div></div><div></div><div></div><div></div><div></div><div></div><div></div><div></div><div></div><div></div><div></div><div></div><div></div><div></div><div></div><div></div><div></div><div></div><div></div><div></div><div></div><div></div><div></div><div></div><div></div><div></div><div></div><div></div><div></div><div></div><div></div><div></div><div></div><div></div><div></div><div></div><div></div><div></div><div></div><div></div><div></div><div></div><div></div><div></div><div></div><div></div><div></div><div></div><div></div><div></div><div></div><div></div><div></div><div></div><div></div><div></div><div></div><div></div><div></div><div></div><div></div><div></div><div></div><div></div><div></div><div></div><div></div><div></div><div></div><div></div><div></div><div></div><div></div><div></div><div></div><div></div><div></div><div></div><div></div><div></div><div></div><div></div><div></div><div></div><div></div><div></div><div></div><div></div><div></div><div></div><div></div><div></div><div></div><div></div><div></div><div></div><div></div><div></div><div></div><div></div><div></div><div></div><div></div><div></div><div></div><div></div><div></div><div></div><div></div><div></div><div></div><div></div><div></div><div></div><div></div><div></div><div></div><div></div><div></div><div></div><div></div><div></div><div></div><div></div><div></div><div></div><div></div><div></div><div></div><div></div><div></div><div></div><div></div><div></div><div></div><div></div><div></div><div></div><div></div><div></div><div></div><div></div><div></div><div></div><div></div><div></div><div></div><div></div><div></div><div></div><div></div><div></div><div></div><div></div><div></div><div></div><div></div><div></div><div></div><div></div><div></div><div></div><div></div><div></div><div></div><div></div><div></div><div></div><div></div><div></div><div></div><div></div><div></div><div></div><div></div><div></div><div></div><div></div><div></div><div></div><div></div><div></div><div></div><div></div><div></div><div></div><div></div><div></div><div></div><div></div><div></div><div></div><div></div><div></div><div></div><div></div><div></div><div></div><div></div><div></div><div></div><div></div><div></div><div></div><div></div><div></div><div></div><div></div><div></div><div></div><div></div><div></div><div></div><div></div><div></div><div></div><div></div><div></div><div></div><div></div><div></div><div></div><div></div><div></div><div></div><div></div><div></div><div></div><div></div><div></div><div></div><div></div><div></div><div></div><div></div><div></div><div></div><div></div><div></div><div></div><div></div><div></div><div></div><div></div><div></div><div></div><div></div><div></div><div></div><div></div><div></div><div></div><div></div><div></div><div></div><div></div><div></div><div></div><div></div><div></div><div></div><div></div><div></div><div></div><div></div><div></div><div></div><div></div><div></div><div></div><div></div><div></div><div></div><div></div><div></div><div></div><div></div><div></div><div></div><div></div><div></div><div></div><div></div><div></div><div></div><div></div><div></div><div></div><div></div><div></div><div></div><div></div><div></div><div></div><div></div><div></div><div></div><div></div><div></div><div></div><div></div><div></div><div></div><div></div><div></div><div></div><div></div><div></div><div></div><div></div><div></div><div></div><div></div><div></div><div></div><div></div><div></div><div></div><div></div><div></div><div></div><div></div><div></div><div></div><div></div><div></div><div></div><div></div><div></div><div></div><div></div><div></div><div></div><div></div><div></div><div></div><div></div><div></div><div></div><div></div><div></div><div></div><div></div><div></div><div></div><div></div><div></div><div></div><div></div><div></div><div></div><div></div><div></div><div></div><div></div><div></div><div></div><div></div><div></div><div></div><div></div><div></div><div></div><div></div><div></div><div></div><div></div><div></div><div></div><div></div><div></div><div></div><div></div><div></div><div></div><div></div><div></div><div></div><div></div><div></div><div></div><div></div><div></div><div></div><div></div><div></div><div></div><div></div><div></div><div></div><div></div><div></div><div></div><div></div><div></div><div></div><div></div><div></div><div></div><div></div><div></div><div></div><div></div><div></div><div></div><div></div><div></div><div></div><div></div><div></div><div></div><div></div><div></div><div></div><div></div><div></div><div></div><div></div><div></div><div></div><div></div><div></div><div></div><div></div><div></div><div></div><div></div><div></div><div></div><div></div><div></div><div></div><div></div><div></div><div></div><div></div><div></div><div></div><div></div><div></div><div></div><div></div><div></div><div></div><div></div><div></div><div></div><div></div><div></div><div></div><div></div><div></div><div></div><div></div><div></div><div></div><div></div><div></div><div></div><div></div><div></div><div></div><div></div><div></div><div></div><div></div><div></div><div></div><div></div><div></div><div></div><div></div><div></div><div></div><div></div><div></div><div></div><div></div><div></div><div></div><div></div><div></div><div></div><div></div><div></div><div></div><div></div><div></div><div></div><div></div><div></div><div></div><div></div><div></div><div></div><div></div><div></div><div></div><div></div><div></div><div></div><div></div><div></div><div></div><div></div><div></div><div></div><div></div><div></div><div></div><div></div><div></div><div></div><div></div><div></div><div></div><div></div><div></div><div></div><div></div><div></div><div></div><div></div><div></div><div></div><div></div><div></div><div></div><div></div><div></div><div></div><div></div><div></div><div></div><div></div><div></div><div></div><div></div><div></div><div></div><div></div><div></div><div></div><div></div><div></div><div></div><div></div><div></div><div></div><div></div><div></div><div></div><div></div><div></div><div></div><div></div><div></div></div></div></div></div></div></div></div>						

Unwanted Emissions (Above 1GHz) for ax HE20-OFDMA

Modulation	ax HE20-OFDMA	Test Freq. (MHz)	5955																																																																																										
Polarization	Horizontal																																																																																												
Test By :Paul Lin Temperature(°C):25 Humidity(%):62																																																																																													
<div><div><div>Level (dBuV/m)</div><div></div><div>Frequency (MHz)</div></div></div> <table><tr><th></th><th>Freq.</th><th>Emission</th><th>Limit</th><th>Margin</th><th>SA</th><th>Factor</th><th>Remark</th><th>ANT</th><th>Turn</th></tr><tr><th></th><th>MHz</th><th>level</th><th></th><th></th><th>reading</th><th></th><th></th><th>High</th><th>Table</th></tr><tr><th></th><th></th><th>dBuV/m</th><th>dBuV/m</th><th>dB</th><th>dBuV</th><th>dB/m</th><th></th><th>cm</th><th>deg</th></tr><tr><td>1</td><td>4000.00</td><td>50.88</td><td>54.00</td><td>-3.12</td><td>53.12</td><td>-2.24</td><td>Average</td><td>289</td><td>134</td></tr><tr><td>2</td><td>4000.00</td><td>55.76</td><td>74.00</td><td>-18.24</td><td>58.00</td><td>-2.24</td><td>Peak</td><td>289</td><td>134</td></tr><tr><td>3</td><td>11910.00</td><td>42.31</td><td>54.00</td><td>-11.69</td><td>36.28</td><td>6.03</td><td>Average</td><td>100</td><td>153</td></tr><tr><td>4</td><td>11910.00</td><td>55.72</td><td>74.00</td><td>-18.28</td><td>49.69</td><td>6.03</td><td>Peak</td><td>100</td><td>153</td></tr><tr><td>5</td><td>17865.00</td><td>50.36</td><td>54.00</td><td>-3.64</td><td>40.77</td><td>9.59</td><td>Average</td><td>100</td><td>108</td></tr><tr><td>6</td><td>17865.00</td><td>64.35</td><td>74.00</td><td>-9.65</td><td>54.76</td><td>9.59</td><td>Peak</td><td>100</td><td>108</td></tr></table>					Freq.	Emission	Limit	Margin	SA	Factor	Remark	ANT	Turn		MHz	level			reading			High	Table			dBuV/m	dBuV/m	dB	dBuV	dB/m		cm	deg	1	4000.00	50.88	54.00	-3.12	53.12	-2.24	Average	289	134	2	4000.00	55.76	74.00	-18.24	58.00	-2.24	Peak	289	134	3	11910.00	42.31	54.00	-11.69	36.28	6.03	Average	100	153	4	11910.00	55.72	74.00	-18.28	49.69	6.03	Peak	100	153	5	17865.00	50.36	54.00	-3.64	40.77	9.59	Average	100	108	6	17865.00	64.35	74.00	-9.65	54.76	9.59	Peak	100	108
	Freq.	Emission	Limit	Margin	SA	Factor	Remark	ANT	Turn																																																																																				
	MHz	level			reading			High	Table																																																																																				
		dBuV/m	dBuV/m	dB	dBuV	dB/m		cm	deg																																																																																				
1	4000.00	50.88	54.00	-3.12	53.12	-2.24	Average	289	134																																																																																				
2	4000.00	55.76	74.00	-18.24	58.00	-2.24	Peak	289	134																																																																																				
3	11910.00	42.31	54.00	-11.69	36.28	6.03	Average	100	153																																																																																				
4	11910.00	55.72	74.00	-18.28	49.69	6.03	Peak	100	153																																																																																				
5	17865.00	50.36	54.00	-3.64	40.77	9.59	Average	100	108																																																																																				
6	17865.00	64.35	74.00	-9.65	54.76	9.59	Peak	100	108																																																																																				
Note 1: Emission Level (dBuV/m) = SA Reading (dBuV) + Factor* (dB/m) *Factor includes antenna factor , cable loss and amplifier gain Note 2: Margin (dB) = Emission level (dBuV/m) – Limit (dBuV/m).																																																																																													

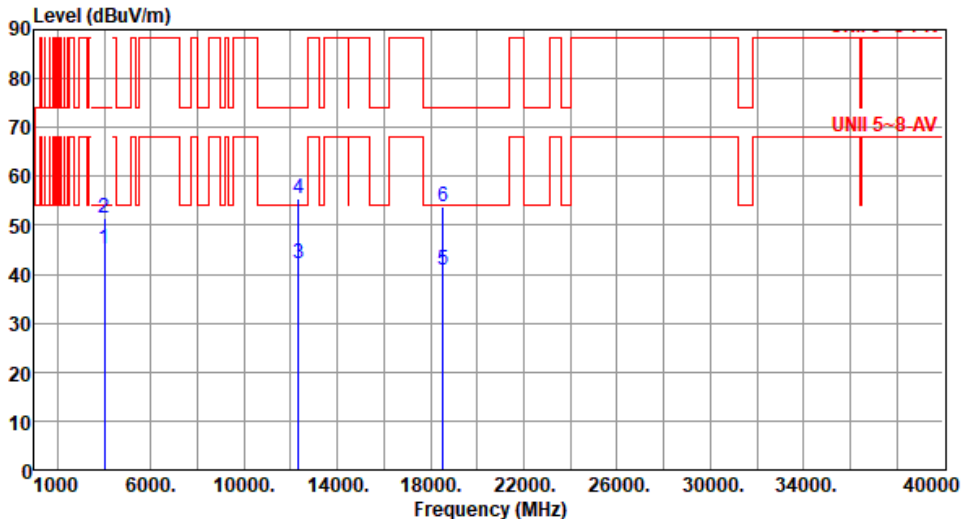


Modulation	ax HE20-OFDMA	Test Freq. (MHz)	5955																																																																						
Polarization	Vertical																																																																								
Test By :Paul Lin Temperature(°C):25 Humidity(%):62																																																																									
<div></div> <table><tr><th></th><th>Freq. MHz</th><th>Emission level dBUV/m</th><th>Limit dBUV/m</th><th>Margin dB</th><th>SA reading dBUV</th><th>Factor dB/m</th><th>Remark</th><th>ANT High cm</th><th>Turn Table deg</th></tr><tr><td>1</td><td>4000.00</td><td>44.68</td><td>54.00</td><td>-9.32</td><td>46.92</td><td>-2.24</td><td>Average</td><td>302</td><td>205</td></tr><tr><td>2</td><td>4000.00</td><td>52.03</td><td>74.00</td><td>-21.97</td><td>54.27</td><td>-2.24</td><td>Peak</td><td>302</td><td>205</td></tr><tr><td>3</td><td>11910.00</td><td>42.02</td><td>54.00</td><td>-11.98</td><td>35.99</td><td>6.03</td><td>Average</td><td>100</td><td>89</td></tr><tr><td>4</td><td>11910.00</td><td>55.67</td><td>74.00</td><td>-18.33</td><td>49.64</td><td>6.03</td><td>Peak</td><td>100</td><td>89</td></tr><tr><td>5</td><td>17865.00</td><td>50.23</td><td>54.00</td><td>-3.77</td><td>40.64</td><td>9.59</td><td>Average</td><td>100</td><td>181</td></tr><tr><td>6</td><td>17865.00</td><td>65.06</td><td>74.00</td><td>-8.94</td><td>55.47</td><td>9.59</td><td>Peak</td><td>100</td><td>181</td></tr></table>					Freq. MHz	Emission level dBUV/m	Limit dBUV/m	Margin dB	SA reading dBUV	Factor dB/m	Remark	ANT High cm	Turn Table deg	1	4000.00	44.68	54.00	-9.32	46.92	-2.24	Average	302	205	2	4000.00	52.03	74.00	-21.97	54.27	-2.24	Peak	302	205	3	11910.00	42.02	54.00	-11.98	35.99	6.03	Average	100	89	4	11910.00	55.67	74.00	-18.33	49.64	6.03	Peak	100	89	5	17865.00	50.23	54.00	-3.77	40.64	9.59	Average	100	181	6	17865.00	65.06	74.00	-8.94	55.47	9.59	Peak	100	181
	Freq. MHz	Emission level dBUV/m	Limit dBUV/m	Margin dB	SA reading dBUV	Factor dB/m	Remark	ANT High cm	Turn Table deg																																																																
1	4000.00	44.68	54.00	-9.32	46.92	-2.24	Average	302	205																																																																
2	4000.00	52.03	74.00	-21.97	54.27	-2.24	Peak	302	205																																																																
3	11910.00	42.02	54.00	-11.98	35.99	6.03	Average	100	89																																																																
4	11910.00	55.67	74.00	-18.33	49.64	6.03	Peak	100	89																																																																
5	17865.00	50.23	54.00	-3.77	40.64	9.59	Average	100	181																																																																
6	17865.00	65.06	74.00	-8.94	55.47	9.59	Peak	100	181																																																																
Note 1: Emission Level (dBUV/m) = SA Reading (dBUV) + Factor* (dB/m) *Factor includes antenna factor , cable loss and amplifier gain Note 2: Margin (dB) = Emission level (dBUV/m) – Limit (dBUV/m).																																																																									

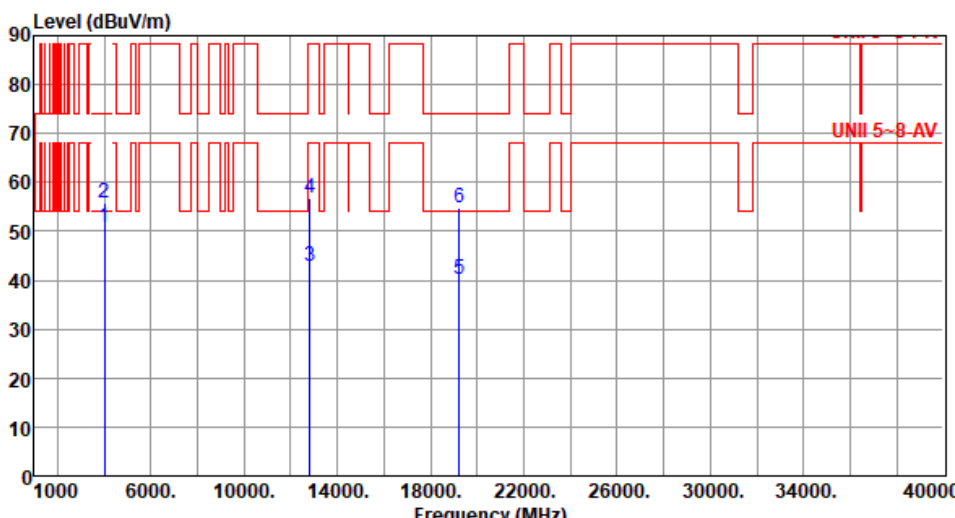


Modulation	ax HE20-OFDMA	Test Freq. (MHz)	6175																																																																						
Polarization	Horizontal																																																																								
Test By :Paul Lin Temperature(°C):25 Humidity(%):62																																																																									
<div><div><div>Level (dBuV/m)</div><div></div><div>Frequency (MHz)</div></div></div> <table><thead><tr><th></th><th>Freq. MHz</th><th>Emission level dBuV/m</th><th>Limit dBuV/m</th><th>Margin dB</th><th>SA reading dBuV</th><th>Factor dB/m</th><th>Remark</th><th>ANT High cm</th><th>Turn Table deg</th></tr></thead><tbody><tr><td>1</td><td>4000.00</td><td>50.88</td><td>54.00</td><td>-3.12</td><td>53.12</td><td>-2.24</td><td>Average</td><td>288</td><td>133</td></tr><tr><td>2</td><td>4000.00</td><td>55.27</td><td>74.00</td><td>-18.73</td><td>57.51</td><td>-2.24</td><td>Peak</td><td>288</td><td>133</td></tr><tr><td>3</td><td>12350.00</td><td>42.46</td><td>54.00</td><td>-11.54</td><td>36.34</td><td>6.12</td><td>Average</td><td>100</td><td>163</td></tr><tr><td>4</td><td>12350.00</td><td>55.54</td><td>74.00</td><td>-18.46</td><td>49.42</td><td>6.12</td><td>Peak</td><td>100</td><td>163</td></tr><tr><td>5</td><td>18525.00</td><td>40.38</td><td>54.00</td><td>-13.62</td><td>39.71</td><td>0.67</td><td>Average</td><td>100</td><td>192</td></tr><tr><td>6</td><td>18525.00</td><td>53.77</td><td>74.00</td><td>-20.23</td><td>53.10</td><td>0.67</td><td>Peak</td><td>100</td><td>192</td></tr></tbody></table> <div><div>Note 1: Emission Level (dBuV/m) = SA Reading (dBuV) + Factor* (dB/m) *Factor includes antenna factor , cable loss and amplifier gain Note 2: Margin (dB) = Emission level (dBuV/m) – Limit (dBuV/m).</div></div>					Freq. MHz	Emission level dBuV/m	Limit dBuV/m	Margin dB	SA reading dBuV	Factor dB/m	Remark	ANT High cm	Turn Table deg	1	4000.00	50.88	54.00	-3.12	53.12	-2.24	Average	288	133	2	4000.00	55.27	74.00	-18.73	57.51	-2.24	Peak	288	133	3	12350.00	42.46	54.00	-11.54	36.34	6.12	Average	100	163	4	12350.00	55.54	74.00	-18.46	49.42	6.12	Peak	100	163	5	18525.00	40.38	54.00	-13.62	39.71	0.67	Average	100	192	6	18525.00	53.77	74.00	-20.23	53.10	0.67	Peak	100	192
	Freq. MHz	Emission level dBuV/m	Limit dBuV/m	Margin dB	SA reading dBuV	Factor dB/m	Remark	ANT High cm	Turn Table deg																																																																
1	4000.00	50.88	54.00	-3.12	53.12	-2.24	Average	288	133																																																																
2	4000.00	55.27	74.00	-18.73	57.51	-2.24	Peak	288	133																																																																
3	12350.00	42.46	54.00	-11.54	36.34	6.12	Average	100	163																																																																
4	12350.00	55.54	74.00	-18.46	49.42	6.12	Peak	100	163																																																																
5	18525.00	40.38	54.00	-13.62	39.71	0.67	Average	100	192																																																																
6	18525.00	53.77	74.00	-20.23	53.10	0.67	Peak	100	192																																																																



Modulation	ax HE20-OFDMA	Test Freq. (MHz)	6175																																																																						
Polarization	Vertical																																																																								
Test By :Paul Lin Temperature(°C):25 Humidity(%):62																																																																									
<div></div> <table><tr><th></th><th>Freq. MHz</th><th>Emission level dBuV/m</th><th>Limit dBuV/m</th><th>Margin dB</th><th>SA reading dBuV</th><th>Factor dB/m</th><th>Remark</th><th>ANT High cm</th><th>Turn Table deg</th></tr><tr><td>1</td><td>4000.00</td><td>45.03</td><td>54.00</td><td>-8.97</td><td>47.27</td><td>-2.24</td><td>Average</td><td>304</td><td>205</td></tr><tr><td>2</td><td>4000.00</td><td>51.55</td><td>74.00</td><td>-22.45</td><td>53.79</td><td>-2.24</td><td>Peak</td><td>304</td><td>205</td></tr><tr><td>3</td><td>12350.00</td><td>42.27</td><td>54.00</td><td>-11.73</td><td>36.15</td><td>6.12</td><td>Average</td><td>100</td><td>118</td></tr><tr><td>4</td><td>12350.00</td><td>55.59</td><td>74.00</td><td>-18.41</td><td>49.47</td><td>6.12</td><td>Peak</td><td>100</td><td>118</td></tr><tr><td>5</td><td>18525.00</td><td>40.79</td><td>54.00</td><td>-13.21</td><td>40.12</td><td>0.67</td><td>Average</td><td>100</td><td>180</td></tr><tr><td>6</td><td>18525.00</td><td>53.72</td><td>74.00</td><td>-20.28</td><td>53.05</td><td>0.67</td><td>Peak</td><td>100</td><td>180</td></tr></table>					Freq. MHz	Emission level dBuV/m	Limit dBuV/m	Margin dB	SA reading dBuV	Factor dB/m	Remark	ANT High cm	Turn Table deg	1	4000.00	45.03	54.00	-8.97	47.27	-2.24	Average	304	205	2	4000.00	51.55	74.00	-22.45	53.79	-2.24	Peak	304	205	3	12350.00	42.27	54.00	-11.73	36.15	6.12	Average	100	118	4	12350.00	55.59	74.00	-18.41	49.47	6.12	Peak	100	118	5	18525.00	40.79	54.00	-13.21	40.12	0.67	Average	100	180	6	18525.00	53.72	74.00	-20.28	53.05	0.67	Peak	100	180
	Freq. MHz	Emission level dBuV/m	Limit dBuV/m	Margin dB	SA reading dBuV	Factor dB/m	Remark	ANT High cm	Turn Table deg																																																																
1	4000.00	45.03	54.00	-8.97	47.27	-2.24	Average	304	205																																																																
2	4000.00	51.55	74.00	-22.45	53.79	-2.24	Peak	304	205																																																																
3	12350.00	42.27	54.00	-11.73	36.15	6.12	Average	100	118																																																																
4	12350.00	55.59	74.00	-18.41	49.47	6.12	Peak	100	118																																																																
5	18525.00	40.79	54.00	-13.21	40.12	0.67	Average	100	180																																																																
6	18525.00	53.72	74.00	-20.28	53.05	0.67	Peak	100	180																																																																
Note 1: Emission Level (dBuV/m) = SA Reading (dBuV) + Factor* (dB/m) *Factor includes antenna factor , cable loss and amplifier gain Note 2: Margin (dB) = Emission level (dBuV/m) – Limit (dBuV/m).																																																																									



Modulation	ax HE20-OFDMA	Test Freq. (MHz)	6415						
Polarization	Horizontal								
Test By :Paul Lin Temperature(°C):25 Humidity(%):62									
<div><div>Level (dBUV/m)</div><div></div><div>Frequency (MHz)</div></div>									
	Freq. MHz	Emission level dBUV/m	Limit dBUV/m	Margin dB	SA reading dBUV	Factor dB/m	Remark	ANT High cm	Turn Table deg
1	4000.00	50.85	54.00	-3.15	53.09	-2.24	Average	288	136
2	4000.00	55.78	74.00	-18.22	58.02	-2.24	Peak	288	136
3	12830.00	42.97	68.20	-25.23	36.69	6.28	Average	100	186
4	12830.00	56.79	88.20	-31.41	50.51	6.28	Peak	100	186
5	19245.00	40.15	54.00	-13.85	39.20	0.95	Average	100	119
6	19245.00	54.66	74.00	-19.34	53.71	0.95	Peak	100	119

Note 1: Emission Level (dBUV/m) = SA Reading (dBUV) + Factor* (dB/m)
*Factor includes antenna factor , cable loss and amplifier gain
Note 2: Margin (dB) = Emission level (dBUV/m) – Limit (dBUV/m).



Modulation	ax HE20-OFDMA	Test Freq. (MHz)	6415																																																																						
Polarization	Vertical																																																																								
Test By :Paul Lin Temperature(°C):25 Humidity(%):62																																																																									
<div><table><tr><th></th><th>Freq. MHz</th><th>Emission level dBUV/m</th><th>Limit dBUV/m</th><th>Margin dB</th><th>SA reading dBUV</th><th>Factor dB/m</th><th>Remark</th><th>ANT High cm</th><th>Turn Table deg</th></tr><tr><td>1</td><td>4000.00</td><td>44.59</td><td>54.00</td><td>-9.41</td><td>46.83</td><td>-2.24</td><td>Average</td><td>302</td><td>206</td></tr><tr><td>2</td><td>4000.00</td><td>51.86</td><td>74.00</td><td>-22.14</td><td>54.10</td><td>-2.24</td><td>Peak</td><td>302</td><td>206</td></tr><tr><td>3</td><td>12830.00</td><td>42.83</td><td>68.20</td><td>-25.37</td><td>36.55</td><td>6.28</td><td>Average</td><td>100</td><td>195</td></tr><tr><td>4</td><td>12830.00</td><td>56.75</td><td>88.20</td><td>-31.45</td><td>50.47</td><td>6.28</td><td>Peak</td><td>100</td><td>195</td></tr><tr><td>5</td><td>19245.00</td><td>40.13</td><td>54.00</td><td>-13.87</td><td>39.18</td><td>0.95</td><td>Average</td><td>100</td><td>88</td></tr><tr><td>6</td><td>19245.00</td><td>54.53</td><td>74.00</td><td>-19.47</td><td>53.58</td><td>0.95</td><td>Peak</td><td>100</td><td>88</td></tr></table></div>					Freq. MHz	Emission level dBUV/m	Limit dBUV/m	Margin dB	SA reading dBUV	Factor dB/m	Remark	ANT High cm	Turn Table deg	1	4000.00	44.59	54.00	-9.41	46.83	-2.24	Average	302	206	2	4000.00	51.86	74.00	-22.14	54.10	-2.24	Peak	302	206	3	12830.00	42.83	68.20	-25.37	36.55	6.28	Average	100	195	4	12830.00	56.75	88.20	-31.45	50.47	6.28	Peak	100	195	5	19245.00	40.13	54.00	-13.87	39.18	0.95	Average	100	88	6	19245.00	54.53	74.00	-19.47	53.58	0.95	Peak	100	88
	Freq. MHz	Emission level dBUV/m	Limit dBUV/m	Margin dB	SA reading dBUV	Factor dB/m	Remark	ANT High cm	Turn Table deg																																																																
1	4000.00	44.59	54.00	-9.41	46.83	-2.24	Average	302	206																																																																
2	4000.00	51.86	74.00	-22.14	54.10	-2.24	Peak	302	206																																																																
3	12830.00	42.83	68.20	-25.37	36.55	6.28	Average	100	195																																																																
4	12830.00	56.75	88.20	-31.45	50.47	6.28	Peak	100	195																																																																
5	19245.00	40.13	54.00	-13.87	39.18	0.95	Average	100	88																																																																
6	19245.00	54.53	74.00	-19.47	53.58	0.95	Peak	100	88																																																																
Note 1: Emission Level (dBUV/m) = SA Reading (dBUV) + Factor* (dB/m) *Factor includes antenna factor , cable loss and amplifier gain Note 2: Margin (dB) = Emission level (dBUV/m) – Limit (dBUV/m).																																																																									

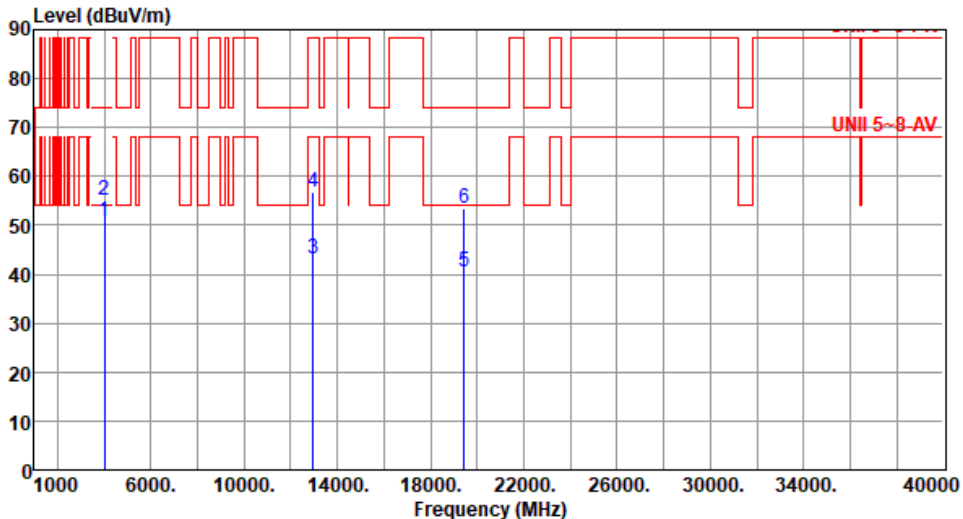


Modulation	ax HE20-OFDMA	Test Freq. (MHz)	6435																																																																						
Polarization	Horizontal																																																																								
Test By :Paul Lin Temperature(°C):25 Humidity(%):62																																																																									
<div><div><div>Level (dBuV/m)</div><div><div>Frequency (MHz)</div></div><table><thead><tr><th></th><th>Freq. MHz</th><th>Emission level dBuV/m</th><th>Limit dBuV/m</th><th>Margin dB</th><th>SA reading dBuV</th><th>Factor dB/m</th><th>Remark</th><th>ANT High cm</th><th>Turn Table deg</th></tr></thead><tbody><tr><td>1</td><td>4000.00</td><td>50.82</td><td>54.00</td><td>-3.18</td><td>53.06</td><td>-2.24</td><td>Average</td><td>286</td><td>137</td></tr><tr><td>2</td><td>4000.00</td><td>55.52</td><td>74.00</td><td>-18.48</td><td>57.76</td><td>-2.24</td><td>Peak</td><td>286</td><td>137</td></tr><tr><td>3</td><td>12870.00</td><td>43.25</td><td>68.20</td><td>-24.95</td><td>36.90</td><td>6.35</td><td>Average</td><td>100</td><td>229</td></tr><tr><td>4</td><td>12870.00</td><td>56.79</td><td>88.20</td><td>-31.41</td><td>50.44</td><td>6.35</td><td>Peak</td><td>100</td><td>229</td></tr><tr><td>5</td><td>19305.00</td><td>40.37</td><td>54.00</td><td>-13.63</td><td>39.36</td><td>1.01</td><td>Average</td><td>100</td><td>180</td></tr><tr><td>6</td><td>19305.00</td><td>54.28</td><td>74.00</td><td>-19.72</td><td>53.27</td><td>1.01</td><td>Peak</td><td>100</td><td>180</td></tr></tbody></table></div></div>					Freq. MHz	Emission level dBuV/m	Limit dBuV/m	Margin dB	SA reading dBuV	Factor dB/m	Remark	ANT High cm	Turn Table deg	1	4000.00	50.82	54.00	-3.18	53.06	-2.24	Average	286	137	2	4000.00	55.52	74.00	-18.48	57.76	-2.24	Peak	286	137	3	12870.00	43.25	68.20	-24.95	36.90	6.35	Average	100	229	4	12870.00	56.79	88.20	-31.41	50.44	6.35	Peak	100	229	5	19305.00	40.37	54.00	-13.63	39.36	1.01	Average	100	180	6	19305.00	54.28	74.00	-19.72	53.27	1.01	Peak	100	180
	Freq. MHz	Emission level dBuV/m	Limit dBuV/m	Margin dB	SA reading dBuV	Factor dB/m	Remark	ANT High cm	Turn Table deg																																																																
1	4000.00	50.82	54.00	-3.18	53.06	-2.24	Average	286	137																																																																
2	4000.00	55.52	74.00	-18.48	57.76	-2.24	Peak	286	137																																																																
3	12870.00	43.25	68.20	-24.95	36.90	6.35	Average	100	229																																																																
4	12870.00	56.79	88.20	-31.41	50.44	6.35	Peak	100	229																																																																
5	19305.00	40.37	54.00	-13.63	39.36	1.01	Average	100	180																																																																
6	19305.00	54.28	74.00	-19.72	53.27	1.01	Peak	100	180																																																																
Note 1: Emission Level (dBuV/m) = SA Reading (dBuV) + Factor* (dB/m) *Factor includes antenna factor , cable loss and amplifier gain Note 2: Margin (dB) = Emission level (dBuV/m) – Limit (dBuV/m).																																																																									

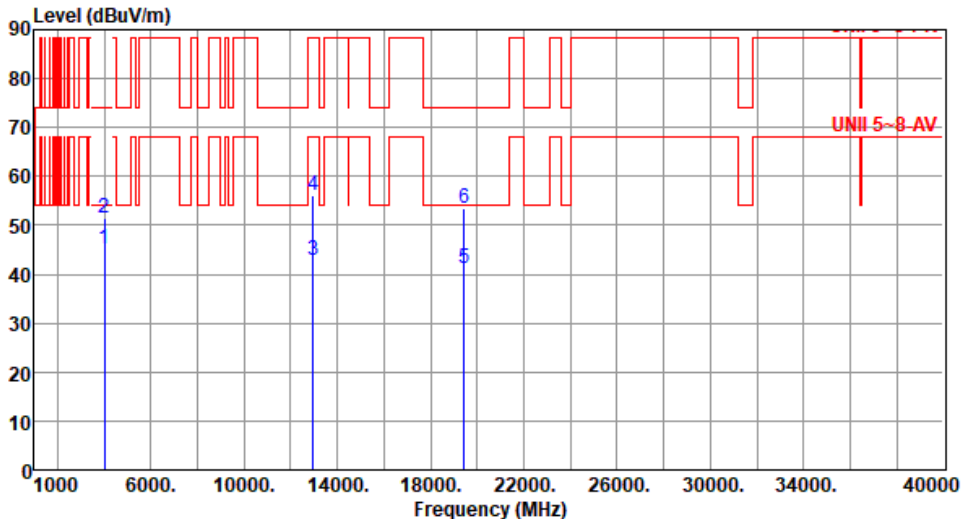


Modulation	ax HE20-OFDMA	Test Freq. (MHz)	6435																																																												
Polarization	Vertical																																																														
Test By :Paul Lin Temperature(°C):25 Humidity(%):62																																																															
<div><div><div>Level (dBUV/m)</div><div></div><div>Freq. Emission Limit Margin SA Factor Remark ANT Turn MHz level dBuV/m dBuV/m dB reading dBuV dB/m cm Table deg</div><div><table><tr><td>1</td><td>4000.00</td><td>44.71</td><td>54.00</td><td>-9.29</td><td>46.95</td><td>-2.24</td><td>Average</td><td>304</td><td>206</td></tr><tr><td>2</td><td>4000.00</td><td>51.82</td><td>74.00</td><td>-22.18</td><td>54.06</td><td>-2.24</td><td>Peak</td><td>304</td><td>206</td></tr><tr><td>3</td><td>12870.00</td><td>42.96</td><td>68.20</td><td>-25.24</td><td>36.61</td><td>6.35</td><td>Average</td><td>100</td><td>149</td></tr><tr><td>4</td><td>12870.00</td><td>56.43</td><td>88.20</td><td>-31.77</td><td>50.08</td><td>6.35</td><td>Peak</td><td>100</td><td>149</td></tr><tr><td>5</td><td>19305.00</td><td>40.43</td><td>54.00</td><td>-13.57</td><td>39.42</td><td>1.01</td><td>Average</td><td>100</td><td>112</td></tr><tr><td>6</td><td>19305.00</td><td>54.18</td><td>74.00</td><td>-19.82</td><td>53.17</td><td>1.01</td><td>Peak</td><td>100</td><td>112</td></tr></table></div></div></div>				1	4000.00	44.71	54.00	-9.29	46.95	-2.24	Average	304	206	2	4000.00	51.82	74.00	-22.18	54.06	-2.24	Peak	304	206	3	12870.00	42.96	68.20	-25.24	36.61	6.35	Average	100	149	4	12870.00	56.43	88.20	-31.77	50.08	6.35	Peak	100	149	5	19305.00	40.43	54.00	-13.57	39.42	1.01	Average	100	112	6	19305.00	54.18	74.00	-19.82	53.17	1.01	Peak	100	112
1	4000.00	44.71	54.00	-9.29	46.95	-2.24	Average	304	206																																																						
2	4000.00	51.82	74.00	-22.18	54.06	-2.24	Peak	304	206																																																						
3	12870.00	42.96	68.20	-25.24	36.61	6.35	Average	100	149																																																						
4	12870.00	56.43	88.20	-31.77	50.08	6.35	Peak	100	149																																																						
5	19305.00	40.43	54.00	-13.57	39.42	1.01	Average	100	112																																																						
6	19305.00	54.18	74.00	-19.82	53.17	1.01	Peak	100	112																																																						
Note 1: Emission Level (dBUV/m) = SA Reading (dBUV) + Factor* (dB/m) *Factor includes antenna factor , cable loss and amplifier gain Note 2: Margin (dB) = Emission level (dBUV/m) – Limit (dBUV/m).																																																															



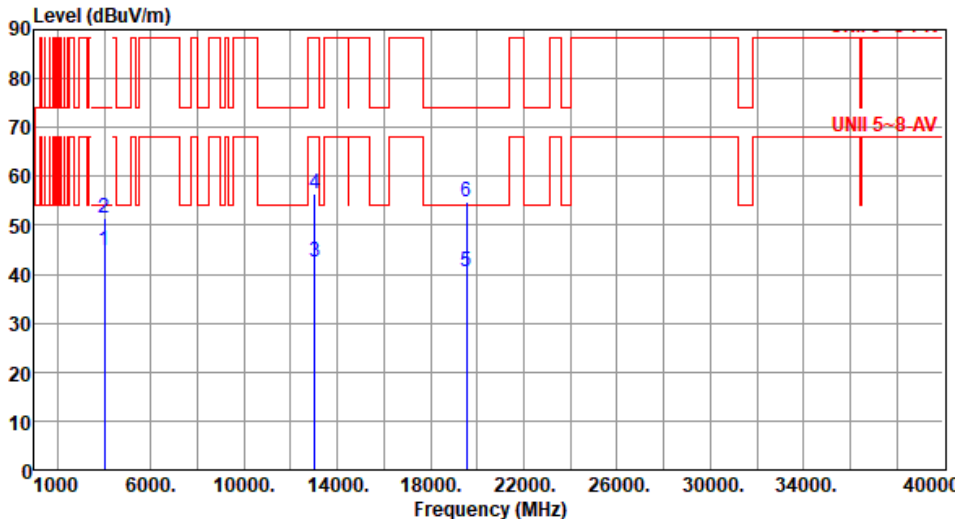
Modulation	ax HE20-OFDMA	Test Freq. (MHz)	6475																																																																						
Polarization	Horizontal																																																																								
Test By :Paul Lin Temperature(°C):25 Humidity(%):62																																																																									
<div><div><div>Level (dBUV/m)</div><div></div></div><table><tr><th></th><th>Freq. MHz</th><th>Emission level dBUV/m</th><th>Limit dBUV/m</th><th>Margin dB</th><th>SA reading dBUV</th><th>Factor dB/m</th><th>Remark</th><th>ANT High cm</th><th>Turn Table deg</th></tr><tr><td>1</td><td>4000.00</td><td>50.86</td><td>54.00</td><td>-3.14</td><td>53.10</td><td>-2.24</td><td>Average</td><td>289</td><td>132</td></tr><tr><td>2</td><td>4000.00</td><td>55.12</td><td>74.00</td><td>-18.88</td><td>57.36</td><td>-2.24</td><td>Peak</td><td>289</td><td>132</td></tr><tr><td>3</td><td>12950.00</td><td>43.10</td><td>68.20</td><td>-25.10</td><td>36.69</td><td>6.41</td><td>Average</td><td>100</td><td>213</td></tr><tr><td>4</td><td>12950.00</td><td>56.74</td><td>88.20</td><td>-31.46</td><td>50.33</td><td>6.41</td><td>Peak</td><td>100</td><td>213</td></tr><tr><td>5</td><td>19425.00</td><td>40.57</td><td>54.00</td><td>-13.43</td><td>39.44</td><td>1.13</td><td>Average</td><td>100</td><td>103</td></tr><tr><td>6</td><td>19425.00</td><td>53.46</td><td>74.00</td><td>-20.54</td><td>52.33</td><td>1.13</td><td>Peak</td><td>100</td><td>103</td></tr></table></div>					Freq. MHz	Emission level dBUV/m	Limit dBUV/m	Margin dB	SA reading dBUV	Factor dB/m	Remark	ANT High cm	Turn Table deg	1	4000.00	50.86	54.00	-3.14	53.10	-2.24	Average	289	132	2	4000.00	55.12	74.00	-18.88	57.36	-2.24	Peak	289	132	3	12950.00	43.10	68.20	-25.10	36.69	6.41	Average	100	213	4	12950.00	56.74	88.20	-31.46	50.33	6.41	Peak	100	213	5	19425.00	40.57	54.00	-13.43	39.44	1.13	Average	100	103	6	19425.00	53.46	74.00	-20.54	52.33	1.13	Peak	100	103
	Freq. MHz	Emission level dBUV/m	Limit dBUV/m	Margin dB	SA reading dBUV	Factor dB/m	Remark	ANT High cm	Turn Table deg																																																																
1	4000.00	50.86	54.00	-3.14	53.10	-2.24	Average	289	132																																																																
2	4000.00	55.12	74.00	-18.88	57.36	-2.24	Peak	289	132																																																																
3	12950.00	43.10	68.20	-25.10	36.69	6.41	Average	100	213																																																																
4	12950.00	56.74	88.20	-31.46	50.33	6.41	Peak	100	213																																																																
5	19425.00	40.57	54.00	-13.43	39.44	1.13	Average	100	103																																																																
6	19425.00	53.46	74.00	-20.54	52.33	1.13	Peak	100	103																																																																
Note 1: Emission Level (dBUV/m) = SA Reading (dBUV) + Factor* (dB/m) *Factor includes antenna factor , cable loss and amplifier gain Note 2: Margin (dB) = Emission level (dBUV/m) – Limit (dBUV/m).																																																																									



Modulation	ax HE20-OFDMA	Test Freq. (MHz)	6475																																																																
Polarization	Vertical																																																																		
Test By :Paul Lin Temperature(°C):25 Humidity(%):62																																																																			
<div></div>																																																																			
	<table><tr><th>Freq. MHz</th><th>Emission level dBuV/m</th><th>Limit dBuV/m</th><th>Margin dB</th><th>SA reading dBuV</th><th>Factor dB/m</th><th>Remark</th><th>ANT High cm</th><th>Turn Table deg</th></tr><tr><td>1</td><td>4000.00</td><td>45.06</td><td>54.00</td><td>-8.94</td><td>47.30</td><td>-2.24</td><td>Average</td><td>303 205</td></tr><tr><td>2</td><td>4000.00</td><td>51.61</td><td>74.00</td><td>-22.39</td><td>53.85</td><td>-2.24</td><td>Peak</td><td>303 205</td></tr><tr><td>3</td><td>12950.00</td><td>42.95</td><td>68.20</td><td>-25.25</td><td>36.54</td><td>6.41</td><td>Average</td><td>100 177</td></tr><tr><td>4</td><td>12950.00</td><td>56.10</td><td>88.20</td><td>-32.10</td><td>49.69</td><td>6.41</td><td>Peak</td><td>100 177</td></tr><tr><td>5</td><td>19425.00</td><td>41.27</td><td>54.00</td><td>-12.73</td><td>40.14</td><td>1.13</td><td>Average</td><td>100 132</td></tr><tr><td>6</td><td>19425.00</td><td>53.61</td><td>74.00</td><td>-20.39</td><td>52.48</td><td>1.13</td><td>Peak</td><td>100 132</td></tr></table>	Freq. MHz	Emission level dBuV/m	Limit dBuV/m	Margin dB	SA reading dBuV	Factor dB/m	Remark	ANT High cm	Turn Table deg	1	4000.00	45.06	54.00	-8.94	47.30	-2.24	Average	303 205	2	4000.00	51.61	74.00	-22.39	53.85	-2.24	Peak	303 205	3	12950.00	42.95	68.20	-25.25	36.54	6.41	Average	100 177	4	12950.00	56.10	88.20	-32.10	49.69	6.41	Peak	100 177	5	19425.00	41.27	54.00	-12.73	40.14	1.13	Average	100 132	6	19425.00	53.61	74.00	-20.39	52.48	1.13	Peak	100 132			
Freq. MHz	Emission level dBuV/m	Limit dBuV/m	Margin dB	SA reading dBuV	Factor dB/m	Remark	ANT High cm	Turn Table deg																																																											
1	4000.00	45.06	54.00	-8.94	47.30	-2.24	Average	303 205																																																											
2	4000.00	51.61	74.00	-22.39	53.85	-2.24	Peak	303 205																																																											
3	12950.00	42.95	68.20	-25.25	36.54	6.41	Average	100 177																																																											
4	12950.00	56.10	88.20	-32.10	49.69	6.41	Peak	100 177																																																											
5	19425.00	41.27	54.00	-12.73	40.14	1.13	Average	100 132																																																											
6	19425.00	53.61	74.00	-20.39	52.48	1.13	Peak	100 132																																																											
Note 1: Emission Level (dBuV/m) = SA Reading (dBuV) + Factor* (dB/m) *Factor includes antenna factor , cable loss and amplifier gain Note 2: Margin (dB) = Emission level (dBuV/m) – Limit (dBuV/m).																																																																			

Modulation	ax HE20-OFDMA	Test Freq. (MHz)	6515																																																																						
Polarization	Horizontal																																																																								
Test By :Paul Lin Temperature(°C):25 Humidity(%):62																																																																									
<div><div><div>Level (dBuV/m)</div><div></div></div><table><thead><tr><th></th><th>Freq. MHz</th><th>Emission level dBuV/m</th><th>Limit dBuV/m</th><th>Margin dB</th><th>SA reading dBuV</th><th>Factor dB/m</th><th>Remark</th><th>ANT High cm</th><th>Turn Table deg</th></tr></thead><tbody><tr><td>1</td><td>4000.00</td><td>50.82</td><td>54.00</td><td>-3.18</td><td>53.06</td><td>-2.24</td><td>Average</td><td>291</td><td>133</td></tr><tr><td>2</td><td>4000.00</td><td>55.68</td><td>74.00</td><td>-18.32</td><td>57.92</td><td>-2.24</td><td>Peak</td><td>291</td><td>133</td></tr><tr><td>3</td><td>13030.00</td><td>42.58</td><td>68.20</td><td>-25.62</td><td>36.30</td><td>6.28</td><td>Average</td><td>100</td><td>186</td></tr><tr><td>4</td><td>13030.00</td><td>56.21</td><td>88.20</td><td>-31.99</td><td>49.93</td><td>6.28</td><td>Peak</td><td>100</td><td>186</td></tr><tr><td>5</td><td>19545.00</td><td>40.64</td><td>54.00</td><td>-13.36</td><td>39.43</td><td>1.21</td><td>Average</td><td>100</td><td>231</td></tr><tr><td>6</td><td>19545.00</td><td>54.57</td><td>74.00</td><td>-19.43</td><td>53.36</td><td>1.21</td><td>Peak</td><td>100</td><td>231</td></tr></tbody></table></div>					Freq. MHz	Emission level dBuV/m	Limit dBuV/m	Margin dB	SA reading dBuV	Factor dB/m	Remark	ANT High cm	Turn Table deg	1	4000.00	50.82	54.00	-3.18	53.06	-2.24	Average	291	133	2	4000.00	55.68	74.00	-18.32	57.92	-2.24	Peak	291	133	3	13030.00	42.58	68.20	-25.62	36.30	6.28	Average	100	186	4	13030.00	56.21	88.20	-31.99	49.93	6.28	Peak	100	186	5	19545.00	40.64	54.00	-13.36	39.43	1.21	Average	100	231	6	19545.00	54.57	74.00	-19.43	53.36	1.21	Peak	100	231
	Freq. MHz	Emission level dBuV/m	Limit dBuV/m	Margin dB	SA reading dBuV	Factor dB/m	Remark	ANT High cm	Turn Table deg																																																																
1	4000.00	50.82	54.00	-3.18	53.06	-2.24	Average	291	133																																																																
2	4000.00	55.68	74.00	-18.32	57.92	-2.24	Peak	291	133																																																																
3	13030.00	42.58	68.20	-25.62	36.30	6.28	Average	100	186																																																																
4	13030.00	56.21	88.20	-31.99	49.93	6.28	Peak	100	186																																																																
5	19545.00	40.64	54.00	-13.36	39.43	1.21	Average	100	231																																																																
6	19545.00	54.57	74.00	-19.43	53.36	1.21	Peak	100	231																																																																
<div>Note 1: Emission Level (dBuV/m) = SA Reading (dBuV) + Factor* (dB/m) *Factor includes antenna factor , cable loss and amplifier gain Note 2: Margin (dB) = Emission level (dBuV/m) – Limit (dBuV/m).</div>																																																																									

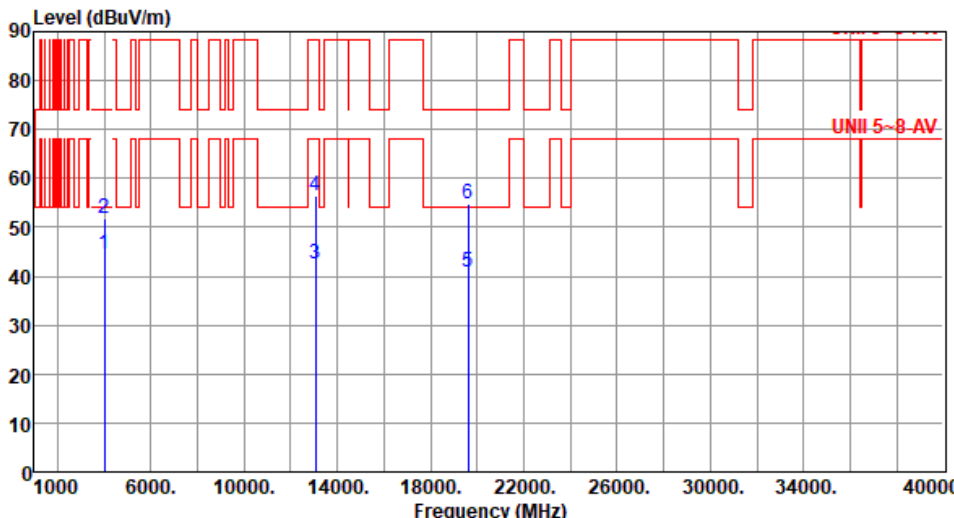


Modulation	ax HE20-OFDMA	Test Freq. (MHz)	6515																																																																						
Polarization	Vertical																																																																								
Test By :Paul Lin Temperature(°C):25 Humidity(%):62																																																																									
<div></div> <table><tr><th></th><th>Freq. MHz</th><th>Emission level dBUV/m</th><th>Limit dBUV/m</th><th>Margin dB</th><th>SA reading dBUV</th><th>Factor dB/m</th><th>Remark</th><th>ANT High cm</th><th>Turn Table deg</th></tr><tr><td>1</td><td>4000.00</td><td>44.67</td><td>54.00</td><td>-9.33</td><td>46.91</td><td>-2.24</td><td>Average</td><td>303</td><td>204</td></tr><tr><td>2</td><td>4000.00</td><td>51.64</td><td>74.00</td><td>-22.36</td><td>53.88</td><td>-2.24</td><td>Peak</td><td>303</td><td>204</td></tr><tr><td>3</td><td>13030.00</td><td>42.45</td><td>68.20</td><td>-25.75</td><td>36.17</td><td>6.28</td><td>Average</td><td>100</td><td>172</td></tr><tr><td>4</td><td>13030.00</td><td>56.44</td><td>88.20</td><td>-31.76</td><td>50.16</td><td>6.28</td><td>Peak</td><td>100</td><td>172</td></tr><tr><td>5</td><td>19545.00</td><td>40.68</td><td>54.00</td><td>-13.32</td><td>39.47</td><td>1.21</td><td>Average</td><td>100</td><td>127</td></tr><tr><td>6</td><td>19545.00</td><td>54.77</td><td>74.00</td><td>-19.23</td><td>53.56</td><td>1.21</td><td>Peak</td><td>100</td><td>127</td></tr></table>					Freq. MHz	Emission level dBUV/m	Limit dBUV/m	Margin dB	SA reading dBUV	Factor dB/m	Remark	ANT High cm	Turn Table deg	1	4000.00	44.67	54.00	-9.33	46.91	-2.24	Average	303	204	2	4000.00	51.64	74.00	-22.36	53.88	-2.24	Peak	303	204	3	13030.00	42.45	68.20	-25.75	36.17	6.28	Average	100	172	4	13030.00	56.44	88.20	-31.76	50.16	6.28	Peak	100	172	5	19545.00	40.68	54.00	-13.32	39.47	1.21	Average	100	127	6	19545.00	54.77	74.00	-19.23	53.56	1.21	Peak	100	127
	Freq. MHz	Emission level dBUV/m	Limit dBUV/m	Margin dB	SA reading dBUV	Factor dB/m	Remark	ANT High cm	Turn Table deg																																																																
1	4000.00	44.67	54.00	-9.33	46.91	-2.24	Average	303	204																																																																
2	4000.00	51.64	74.00	-22.36	53.88	-2.24	Peak	303	204																																																																
3	13030.00	42.45	68.20	-25.75	36.17	6.28	Average	100	172																																																																
4	13030.00	56.44	88.20	-31.76	50.16	6.28	Peak	100	172																																																																
5	19545.00	40.68	54.00	-13.32	39.47	1.21	Average	100	127																																																																
6	19545.00	54.77	74.00	-19.23	53.56	1.21	Peak	100	127																																																																
Note 1: Emission Level (dBUV/m) = SA Reading (dBUV) + Factor* (dB/m) *Factor includes antenna factor , cable loss and amplifier gain Note 2: Margin (dB) = Emission level (dBUV/m) – Limit (dBUV/m).																																																																									

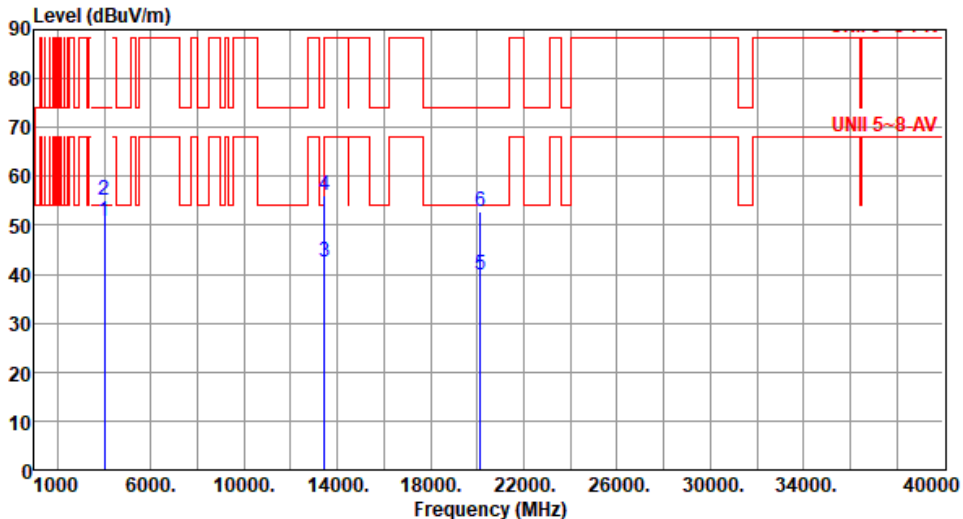


Modulation	ax HE20-OFDMA	Test Freq. (MHz)	6535																																																																						
Polarization	Horizontal																																																																								
Test By :Paul Lin Temperature(°C):25 Humidity(%):62																																																																									
<div><div><div>Level (dBUV/m)</div><div><div>Frequency (MHz)</div></div><table><tr><th></th><th>Freq. MHz</th><th>Emission level dBUV/m</th><th>Limit dBUV/m</th><th>Margin dB</th><th>SA reading dBUV</th><th>Factor dB/m</th><th>Remark</th><th>ANT High cm</th><th>Turn Table deg</th></tr><tr><td>1</td><td>4000.00</td><td>50.87</td><td>54.00</td><td>-3.13</td><td>53.11</td><td>-2.24</td><td>Average</td><td>288</td><td>134</td></tr><tr><td>2</td><td>4000.00</td><td>55.81</td><td>74.00</td><td>-18.19</td><td>58.05</td><td>-2.24</td><td>Peak</td><td>288</td><td>134</td></tr><tr><td>3</td><td>13070.00</td><td>42.65</td><td>68.20</td><td>-25.55</td><td>36.58</td><td>6.07</td><td>Average</td><td>100</td><td>209</td></tr><tr><td>4</td><td>13070.00</td><td>56.08</td><td>88.20</td><td>-32.12</td><td>50.01</td><td>6.07</td><td>Peak</td><td>100</td><td>209</td></tr><tr><td>5</td><td>19605.00</td><td>40.89</td><td>54.00</td><td>-13.11</td><td>39.66</td><td>1.23</td><td>Average</td><td>100</td><td>163</td></tr><tr><td>6</td><td>19605.00</td><td>54.77</td><td>74.00</td><td>-19.23</td><td>53.54</td><td>1.23</td><td>Peak</td><td>100</td><td>163</td></tr></table></div></div>					Freq. MHz	Emission level dBUV/m	Limit dBUV/m	Margin dB	SA reading dBUV	Factor dB/m	Remark	ANT High cm	Turn Table deg	1	4000.00	50.87	54.00	-3.13	53.11	-2.24	Average	288	134	2	4000.00	55.81	74.00	-18.19	58.05	-2.24	Peak	288	134	3	13070.00	42.65	68.20	-25.55	36.58	6.07	Average	100	209	4	13070.00	56.08	88.20	-32.12	50.01	6.07	Peak	100	209	5	19605.00	40.89	54.00	-13.11	39.66	1.23	Average	100	163	6	19605.00	54.77	74.00	-19.23	53.54	1.23	Peak	100	163
	Freq. MHz	Emission level dBUV/m	Limit dBUV/m	Margin dB	SA reading dBUV	Factor dB/m	Remark	ANT High cm	Turn Table deg																																																																
1	4000.00	50.87	54.00	-3.13	53.11	-2.24	Average	288	134																																																																
2	4000.00	55.81	74.00	-18.19	58.05	-2.24	Peak	288	134																																																																
3	13070.00	42.65	68.20	-25.55	36.58	6.07	Average	100	209																																																																
4	13070.00	56.08	88.20	-32.12	50.01	6.07	Peak	100	209																																																																
5	19605.00	40.89	54.00	-13.11	39.66	1.23	Average	100	163																																																																
6	19605.00	54.77	74.00	-19.23	53.54	1.23	Peak	100	163																																																																
<div>Note 1: Emission Level (dBUV/m) = SA Reading (dBUV) + Factor* (dB/m) *Factor includes antenna factor , cable loss and amplifier gain Note 2: Margin (dB) = Emission level (dBUV/m) – Limit (dBUV/m).</div>																																																																									



Modulation	ax HE20-OFDMA		Test Freq. (MHz)		6535				
Polarization	Vertical								
Test By :Paul Lin			Temperature(°C):25			Humidity(%):62			
<div><div>Level (dBuV/m)</div><div></div><div>Frequency (MHz)</div></div>									
	Freq.	Emission	Limit	Margin	SA	Factor	Remark	ANT	Turn
	MHz	level			reading			High	Table
		dBuV/m	dBuV/m	dB	dBuV	dB/m		cm	deg
1	4000.00	44.64	54.00	-9.36	46.88	-2.24	Average	303	206
2	4000.00	51.69	74.00	-22.31	53.93	-2.24	Peak	303	206
3	13070.00	42.48	68.20	-25.72	36.41	6.07	Average	100	170
4	13070.00	56.46	88.20	-31.74	50.39	6.07	Peak	100	170
5	19605.00	40.97	54.00	-13.03	39.74	1.23	Average	100	122
6	19605.00	54.82	74.00	-19.18	53.59	1.23	Peak	100	122
Note 1: Emission Level (dBuV/m) = SA Reading (dBuV) + Factor* (dB/m)									
*Factor includes antenna factor , cable loss and amplifier gain									
Note 2: Margin (dB) = Emission level (dBuV/m) – Limit (dBuV/m).									

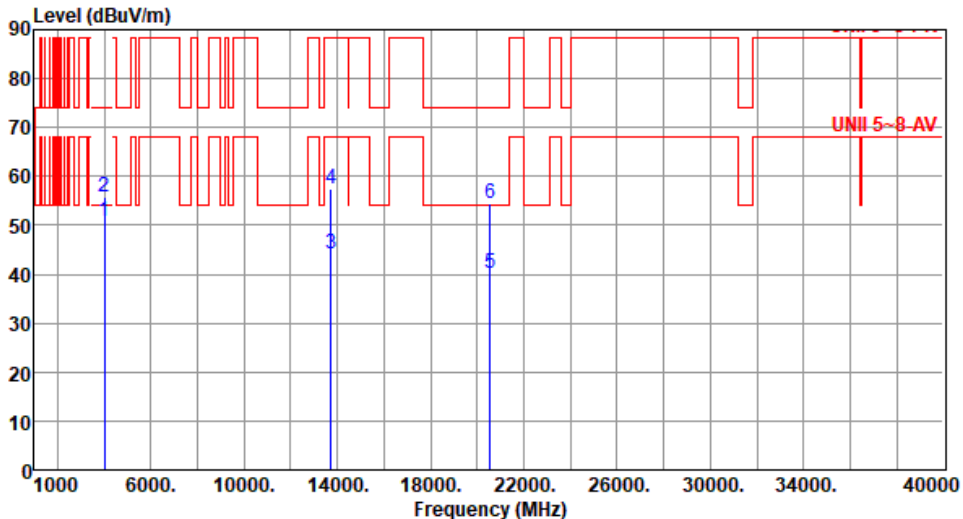


Modulation	ax HE20-OFDMA	Test Freq. (MHz)	6715																																																																						
Polarization	Horizontal																																																																								
Test By :Paul Lin Temperature(°C):25 Humidity(%):62																																																																									
<div><div><div>Level (dBUV/m)</div><div></div></div><table><tr><th></th><th>Freq. MHz</th><th>Emission level dBUV/m</th><th>Limit dBUV/m</th><th>Margin dB</th><th>SA reading dBUV</th><th>Factor dB/m</th><th>Remark</th><th>ANT High cm</th><th>Turn Table deg</th></tr><tr><td>1</td><td>4000.00</td><td>50.82</td><td>54.00</td><td>-3.18</td><td>53.06</td><td>-2.24</td><td>Average</td><td>288</td><td>136</td></tr><tr><td>2</td><td>4000.00</td><td>55.16</td><td>74.00</td><td>-18.84</td><td>57.40</td><td>-2.24</td><td>Peak</td><td>288</td><td>136</td></tr><tr><td>3</td><td>13430.00</td><td>42.52</td><td>68.20</td><td>-25.68</td><td>36.37</td><td>6.15</td><td>Average</td><td>100</td><td>148</td></tr><tr><td>4</td><td>13430.00</td><td>56.18</td><td>88.20</td><td>-32.02</td><td>50.03</td><td>6.15</td><td>Peak</td><td>100</td><td>148</td></tr><tr><td>5</td><td>20145.00</td><td>39.92</td><td>54.00</td><td>-14.08</td><td>38.34</td><td>1.58</td><td>Average</td><td>100</td><td>108</td></tr><tr><td>6</td><td>20145.00</td><td>52.82</td><td>74.00</td><td>-21.18</td><td>51.24</td><td>1.58</td><td>Peak</td><td>100</td><td>108</td></tr></table></div>					Freq. MHz	Emission level dBUV/m	Limit dBUV/m	Margin dB	SA reading dBUV	Factor dB/m	Remark	ANT High cm	Turn Table deg	1	4000.00	50.82	54.00	-3.18	53.06	-2.24	Average	288	136	2	4000.00	55.16	74.00	-18.84	57.40	-2.24	Peak	288	136	3	13430.00	42.52	68.20	-25.68	36.37	6.15	Average	100	148	4	13430.00	56.18	88.20	-32.02	50.03	6.15	Peak	100	148	5	20145.00	39.92	54.00	-14.08	38.34	1.58	Average	100	108	6	20145.00	52.82	74.00	-21.18	51.24	1.58	Peak	100	108
	Freq. MHz	Emission level dBUV/m	Limit dBUV/m	Margin dB	SA reading dBUV	Factor dB/m	Remark	ANT High cm	Turn Table deg																																																																
1	4000.00	50.82	54.00	-3.18	53.06	-2.24	Average	288	136																																																																
2	4000.00	55.16	74.00	-18.84	57.40	-2.24	Peak	288	136																																																																
3	13430.00	42.52	68.20	-25.68	36.37	6.15	Average	100	148																																																																
4	13430.00	56.18	88.20	-32.02	50.03	6.15	Peak	100	148																																																																
5	20145.00	39.92	54.00	-14.08	38.34	1.58	Average	100	108																																																																
6	20145.00	52.82	74.00	-21.18	51.24	1.58	Peak	100	108																																																																
Note 1: Emission Level (dBUV/m) = SA Reading (dBUV) + Factor* (dB/m) *Factor includes antenna factor , cable loss and amplifier gain Note 2: Margin (dB) = Emission level (dBUV/m) – Limit (dBUV/m).																																																																									

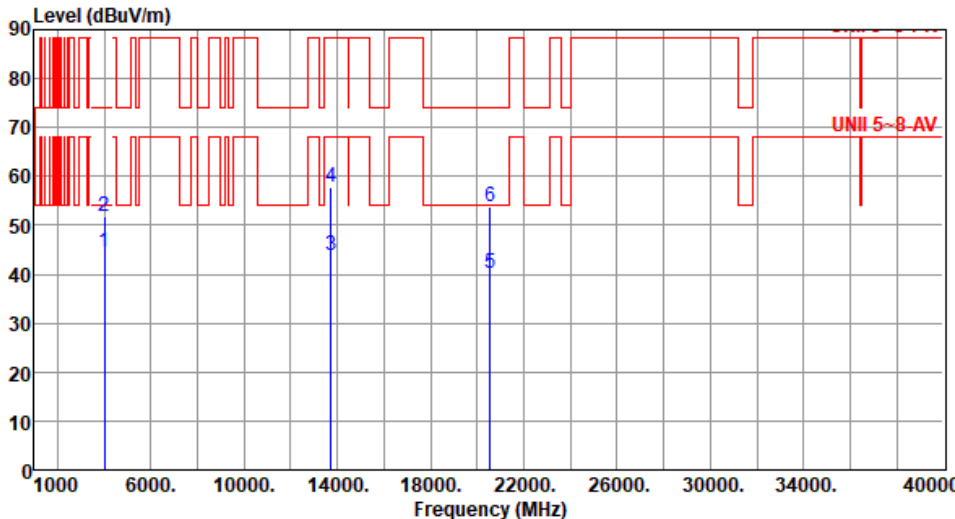


Modulation	ax HE20-OFDMA	Test Freq. (MHz)	6715																																																																						
Polarization	Vertical																																																																								
Test By :Paul Lin Temperature(°C):25 Humidity(%):62																																																																									
<div><table><tr><th></th><th>Freq. MHz</th><th>Emission level dBUV/m</th><th>Limit dBUV/m</th><th>Margin dB</th><th>SA reading dBUV</th><th>Factor dB/m</th><th>Remark</th><th>ANT High cm</th><th>Turn Table deg</th></tr><tr><td>1</td><td>4000.00</td><td>44.91</td><td>54.00</td><td>-9.09</td><td>47.15</td><td>-2.24</td><td>Average</td><td>302</td><td>213</td></tr><tr><td>2</td><td>4000.00</td><td>51.98</td><td>74.00</td><td>-22.02</td><td>54.22</td><td>-2.24</td><td>Peak</td><td>202</td><td>213</td></tr><tr><td>3</td><td>13430.00</td><td>42.64</td><td>68.20</td><td>-25.56</td><td>36.49</td><td>6.15</td><td>Average</td><td>100</td><td>112</td></tr><tr><td>4</td><td>13430.00</td><td>56.77</td><td>88.20</td><td>-31.43</td><td>50.62</td><td>6.15</td><td>Peak</td><td>100</td><td>112</td></tr><tr><td>5</td><td>20145.00</td><td>39.50</td><td>54.00</td><td>-14.50</td><td>37.92</td><td>1.58</td><td>Average</td><td>100</td><td>96</td></tr><tr><td>6</td><td>20145.00</td><td>52.87</td><td>74.00</td><td>-21.13</td><td>51.29</td><td>1.58</td><td>Peak</td><td>100</td><td>96</td></tr></table></div>					Freq. MHz	Emission level dBUV/m	Limit dBUV/m	Margin dB	SA reading dBUV	Factor dB/m	Remark	ANT High cm	Turn Table deg	1	4000.00	44.91	54.00	-9.09	47.15	-2.24	Average	302	213	2	4000.00	51.98	74.00	-22.02	54.22	-2.24	Peak	202	213	3	13430.00	42.64	68.20	-25.56	36.49	6.15	Average	100	112	4	13430.00	56.77	88.20	-31.43	50.62	6.15	Peak	100	112	5	20145.00	39.50	54.00	-14.50	37.92	1.58	Average	100	96	6	20145.00	52.87	74.00	-21.13	51.29	1.58	Peak	100	96
	Freq. MHz	Emission level dBUV/m	Limit dBUV/m	Margin dB	SA reading dBUV	Factor dB/m	Remark	ANT High cm	Turn Table deg																																																																
1	4000.00	44.91	54.00	-9.09	47.15	-2.24	Average	302	213																																																																
2	4000.00	51.98	74.00	-22.02	54.22	-2.24	Peak	202	213																																																																
3	13430.00	42.64	68.20	-25.56	36.49	6.15	Average	100	112																																																																
4	13430.00	56.77	88.20	-31.43	50.62	6.15	Peak	100	112																																																																
5	20145.00	39.50	54.00	-14.50	37.92	1.58	Average	100	96																																																																
6	20145.00	52.87	74.00	-21.13	51.29	1.58	Peak	100	96																																																																
Note 1: Emission Level (dBUV/m) = SA Reading (dBUV) + Factor* (dB/m) *Factor includes antenna factor , cable loss and amplifier gain Note 2: Margin (dB) = Emission level (dBUV/m) – Limit (dBUV/m).																																																																									



Modulation	ax HE20-OFDMA	Test Freq. (MHz)	6855																																																																						
Polarization	Horizontal																																																																								
Test By :Paul Lin Temperature(°C):25 Humidity(%):62																																																																									
<div><div><div>Level (dBUV/m)</div><div></div><div>Frequency (MHz)</div></div><table><tr><th></th><th>Freq. MHz</th><th>Emission level dBUV/m</th><th>Limit dBUV/m</th><th>Margin dB</th><th>SA reading dBUV</th><th>Factor dB/m</th><th>Remark</th><th>ANT High cm</th><th>Turn Table deg</th></tr><tr><td>1</td><td>4000.00</td><td>50.92</td><td>54.00</td><td>-3.08</td><td>53.16</td><td>-2.24</td><td>Average</td><td>289</td><td>132</td></tr><tr><td>2</td><td>4000.00</td><td>55.85</td><td>74.00</td><td>-18.15</td><td>58.09</td><td>-2.24</td><td>Peak</td><td>289</td><td>132</td></tr><tr><td>3</td><td>13710.00</td><td>44.12</td><td>68.20</td><td>-24.08</td><td>37.92</td><td>6.20</td><td>Average</td><td>100</td><td>222</td></tr><tr><td>4</td><td>13710.00</td><td>57.61</td><td>88.20</td><td>-30.59</td><td>51.41</td><td>6.20</td><td>Peak</td><td>100</td><td>222</td></tr><tr><td>5</td><td>20565.00</td><td>40.35</td><td>54.00</td><td>-13.65</td><td>38.20</td><td>2.15</td><td>Average</td><td>100</td><td>167</td></tr><tr><td>6</td><td>20565.00</td><td>54.49</td><td>74.00</td><td>-19.51</td><td>52.34</td><td>2.15</td><td>Peak</td><td>100</td><td>167</td></tr></table></div>					Freq. MHz	Emission level dBUV/m	Limit dBUV/m	Margin dB	SA reading dBUV	Factor dB/m	Remark	ANT High cm	Turn Table deg	1	4000.00	50.92	54.00	-3.08	53.16	-2.24	Average	289	132	2	4000.00	55.85	74.00	-18.15	58.09	-2.24	Peak	289	132	3	13710.00	44.12	68.20	-24.08	37.92	6.20	Average	100	222	4	13710.00	57.61	88.20	-30.59	51.41	6.20	Peak	100	222	5	20565.00	40.35	54.00	-13.65	38.20	2.15	Average	100	167	6	20565.00	54.49	74.00	-19.51	52.34	2.15	Peak	100	167
	Freq. MHz	Emission level dBUV/m	Limit dBUV/m	Margin dB	SA reading dBUV	Factor dB/m	Remark	ANT High cm	Turn Table deg																																																																
1	4000.00	50.92	54.00	-3.08	53.16	-2.24	Average	289	132																																																																
2	4000.00	55.85	74.00	-18.15	58.09	-2.24	Peak	289	132																																																																
3	13710.00	44.12	68.20	-24.08	37.92	6.20	Average	100	222																																																																
4	13710.00	57.61	88.20	-30.59	51.41	6.20	Peak	100	222																																																																
5	20565.00	40.35	54.00	-13.65	38.20	2.15	Average	100	167																																																																
6	20565.00	54.49	74.00	-19.51	52.34	2.15	Peak	100	167																																																																
Note 1: Emission Level (dBUV/m) = SA Reading (dBUV) + Factor* (dB/m) *Factor includes antenna factor , cable loss and amplifier gain Note 2: Margin (dB) = Emission level (dBUV/m) – Limit (dBUV/m).																																																																									



Modulation	ax HE20-OFDMA	Test Freq. (MHz)	6855																																																																						
Polarization	Vertical																																																																								
Test By :Paul Lin Temperature(°C):25 Humidity(%):62																																																																									
<div><div><div>Level (dBuV/m)</div><div></div><div>Frequency (MHz)</div></div></div> <table><tr><th></th><th>Freq. MHz</th><th>Emission level dBuV/m</th><th>Limit dBuV/m</th><th>Margin dB</th><th>SA reading dBuV</th><th>Factor dB/m</th><th>Remark</th><th>ANT High cm</th><th>Turn Table deg</th></tr><tr><td>1</td><td>4000.00</td><td>44.47</td><td>54.00</td><td>-9.53</td><td>46.71</td><td>-2.24</td><td>Average</td><td>306</td><td>204</td></tr><tr><td>2</td><td>4000.00</td><td>51.65</td><td>74.00</td><td>-22.35</td><td>53.89</td><td>-2.24</td><td>Peak</td><td>306</td><td>204</td></tr><tr><td>3</td><td>13710.00</td><td>43.92</td><td>68.20</td><td>-24.28</td><td>37.72</td><td>6.20</td><td>Average</td><td>100</td><td>171</td></tr><tr><td>4</td><td>13710.00</td><td>57.94</td><td>88.20</td><td>-30.26</td><td>51.74</td><td>6.20</td><td>Peak</td><td>100</td><td>171</td></tr><tr><td>5</td><td>20565.00</td><td>40.19</td><td>54.00</td><td>-13.81</td><td>38.04</td><td>2.15</td><td>Average</td><td>100</td><td>202</td></tr><tr><td>6</td><td>20565.00</td><td>53.84</td><td>74.00</td><td>-20.16</td><td>51.69</td><td>2.15</td><td>Peak</td><td>100</td><td>202</td></tr></table>					Freq. MHz	Emission level dBuV/m	Limit dBuV/m	Margin dB	SA reading dBuV	Factor dB/m	Remark	ANT High cm	Turn Table deg	1	4000.00	44.47	54.00	-9.53	46.71	-2.24	Average	306	204	2	4000.00	51.65	74.00	-22.35	53.89	-2.24	Peak	306	204	3	13710.00	43.92	68.20	-24.28	37.72	6.20	Average	100	171	4	13710.00	57.94	88.20	-30.26	51.74	6.20	Peak	100	171	5	20565.00	40.19	54.00	-13.81	38.04	2.15	Average	100	202	6	20565.00	53.84	74.00	-20.16	51.69	2.15	Peak	100	202
	Freq. MHz	Emission level dBuV/m	Limit dBuV/m	Margin dB	SA reading dBuV	Factor dB/m	Remark	ANT High cm	Turn Table deg																																																																
1	4000.00	44.47	54.00	-9.53	46.71	-2.24	Average	306	204																																																																
2	4000.00	51.65	74.00	-22.35	53.89	-2.24	Peak	306	204																																																																
3	13710.00	43.92	68.20	-24.28	37.72	6.20	Average	100	171																																																																
4	13710.00	57.94	88.20	-30.26	51.74	6.20	Peak	100	171																																																																
5	20565.00	40.19	54.00	-13.81	38.04	2.15	Average	100	202																																																																
6	20565.00	53.84	74.00	-20.16	51.69	2.15	Peak	100	202																																																																
Note 1: Emission Level (dBuV/m) = SA Reading (dBuV) + Factor* (dB/m) *Factor includes antenna factor , cable loss and amplifier gain Note 2: Margin (dB) = Emission level (dBuV/m) – Limit (dBuV/m).																																																																									



Modulation	ax HE20-OFDMA	Test Freq. (MHz)	6875																																																																																
Polarization	Horizontal																																																																																		
Test By :Paul Lin Temperature(°C):25 Humidity(%):62																																																																																			
<div><div><div>Level (dBUV/m)</div><div><div>UNI 5~8-AV</div></div><div>Frequency (MHz)</div></div><table><tr><th></th><th>Freq.</th><th>Emission level</th><th>Limit</th><th>Margin</th><th>SA reading</th><th>Factor</th><th>Remark</th><th>ANT High</th><th>Turn Table</th></tr><tr><th></th><th>MHz</th><th>dBuV/m</th><th>dBuV/m</th><th>dB</th><th>dBuV</th><th>dB/m</th><th></th><th>cm</th><th>deg</th></tr><tr><td>1</td><td>4000.00</td><td>50.85</td><td>54.00</td><td>-3.15</td><td>53.09</td><td>-2.24</td><td>Average</td><td>288</td><td>135</td></tr><tr><td>2</td><td>4000.00</td><td>55.59</td><td>74.00</td><td>-18.41</td><td>57.83</td><td>-2.24</td><td>Peak</td><td>288</td><td>135</td></tr><tr><td>3</td><td>13750.00</td><td>44.39</td><td>68.20</td><td>-23.81</td><td>38.18</td><td>6.21</td><td>Average</td><td>100</td><td>221</td></tr><tr><td>4</td><td>13750.00</td><td>58.07</td><td>88.20</td><td>-30.13</td><td>51.86</td><td>6.21</td><td>Peak</td><td>100</td><td>221</td></tr><tr><td>5</td><td>20625.00</td><td>40.76</td><td>54.00</td><td>-13.24</td><td>38.53</td><td>2.23</td><td>Average</td><td>100</td><td>167</td></tr><tr><td>6</td><td>20625.00</td><td>54.33</td><td>74.00</td><td>-19.67</td><td>52.10</td><td>2.23</td><td>Peak</td><td>100</td><td>167</td></tr></table></div>					Freq.	Emission level	Limit	Margin	SA reading	Factor	Remark	ANT High	Turn Table		MHz	dBuV/m	dBuV/m	dB	dBuV	dB/m		cm	deg	1	4000.00	50.85	54.00	-3.15	53.09	-2.24	Average	288	135	2	4000.00	55.59	74.00	-18.41	57.83	-2.24	Peak	288	135	3	13750.00	44.39	68.20	-23.81	38.18	6.21	Average	100	221	4	13750.00	58.07	88.20	-30.13	51.86	6.21	Peak	100	221	5	20625.00	40.76	54.00	-13.24	38.53	2.23	Average	100	167	6	20625.00	54.33	74.00	-19.67	52.10	2.23	Peak	100	167
	Freq.	Emission level	Limit	Margin	SA reading	Factor	Remark	ANT High	Turn Table																																																																										
	MHz	dBuV/m	dBuV/m	dB	dBuV	dB/m		cm	deg																																																																										
1	4000.00	50.85	54.00	-3.15	53.09	-2.24	Average	288	135																																																																										
2	4000.00	55.59	74.00	-18.41	57.83	-2.24	Peak	288	135																																																																										
3	13750.00	44.39	68.20	-23.81	38.18	6.21	Average	100	221																																																																										
4	13750.00	58.07	88.20	-30.13	51.86	6.21	Peak	100	221																																																																										
5	20625.00	40.76	54.00	-13.24	38.53	2.23	Average	100	167																																																																										
6	20625.00	54.33	74.00	-19.67	52.10	2.23	Peak	100	167																																																																										
Note 1: Emission Level (dBUV/m) = SA Reading (dBUV) + Factor* (dB/m) *Factor includes antenna factor , cable loss and amplifier gain Note 2: Margin (dB) = Emission level (dBUV/m) – Limit (dBUV/m).																																																																																			



Modulation	ax HE20-OFDMA	Test Freq. (MHz)	6875																																																																						
Polarization	Vertical																																																																								
Test By :Paul Lin Temperature(°C):25 Humidity(%):62																																																																									
<div><table><tr><th></th><th>Freq. MHz</th><th>Emission level dBUV/m</th><th>Limit dBUV/m</th><th>Margin dB</th><th>SA reading dBUV</th><th>Factor dB/m</th><th>Remark</th><th>ANT High cm</th><th>Turn Table deg</th></tr><tr><td>1</td><td>4000.00</td><td>44.66</td><td>54.00</td><td>-9.34</td><td>46.90</td><td>-2.24</td><td>Average</td><td>305</td><td>205</td></tr><tr><td>2</td><td>4000.00</td><td>51.87</td><td>74.00</td><td>-22.13</td><td>54.11</td><td>-2.24</td><td>Peak</td><td>305</td><td>205</td></tr><tr><td>3</td><td>13750.00</td><td>44.37</td><td>68.20</td><td>-23.83</td><td>38.16</td><td>6.21</td><td>Average</td><td>100</td><td>139</td></tr><tr><td>4</td><td>13750.00</td><td>58.05</td><td>88.20</td><td>-30.15</td><td>51.84</td><td>6.21</td><td>Peak</td><td>100</td><td>139</td></tr><tr><td>5</td><td>20625.00</td><td>40.22</td><td>54.00</td><td>-13.78</td><td>37.99</td><td>2.23</td><td>Average</td><td>100</td><td>194</td></tr><tr><td>6</td><td>20625.00</td><td>54.75</td><td>74.00</td><td>-19.25</td><td>52.52</td><td>2.23</td><td>Peak</td><td>100</td><td>194</td></tr></table></div>					Freq. MHz	Emission level dBUV/m	Limit dBUV/m	Margin dB	SA reading dBUV	Factor dB/m	Remark	ANT High cm	Turn Table deg	1	4000.00	44.66	54.00	-9.34	46.90	-2.24	Average	305	205	2	4000.00	51.87	74.00	-22.13	54.11	-2.24	Peak	305	205	3	13750.00	44.37	68.20	-23.83	38.16	6.21	Average	100	139	4	13750.00	58.05	88.20	-30.15	51.84	6.21	Peak	100	139	5	20625.00	40.22	54.00	-13.78	37.99	2.23	Average	100	194	6	20625.00	54.75	74.00	-19.25	52.52	2.23	Peak	100	194
	Freq. MHz	Emission level dBUV/m	Limit dBUV/m	Margin dB	SA reading dBUV	Factor dB/m	Remark	ANT High cm	Turn Table deg																																																																
1	4000.00	44.66	54.00	-9.34	46.90	-2.24	Average	305	205																																																																
2	4000.00	51.87	74.00	-22.13	54.11	-2.24	Peak	305	205																																																																
3	13750.00	44.37	68.20	-23.83	38.16	6.21	Average	100	139																																																																
4	13750.00	58.05	88.20	-30.15	51.84	6.21	Peak	100	139																																																																
5	20625.00	40.22	54.00	-13.78	37.99	2.23	Average	100	194																																																																
6	20625.00	54.75	74.00	-19.25	52.52	2.23	Peak	100	194																																																																
Note 1: Emission Level (dBUV/m) = SA Reading (dBUV) + Factor* (dB/m) *Factor includes antenna factor , cable loss and amplifier gain Note 2: Margin (dB) = Emission level (dBUV/m) – Limit (dBUV/m).																																																																									



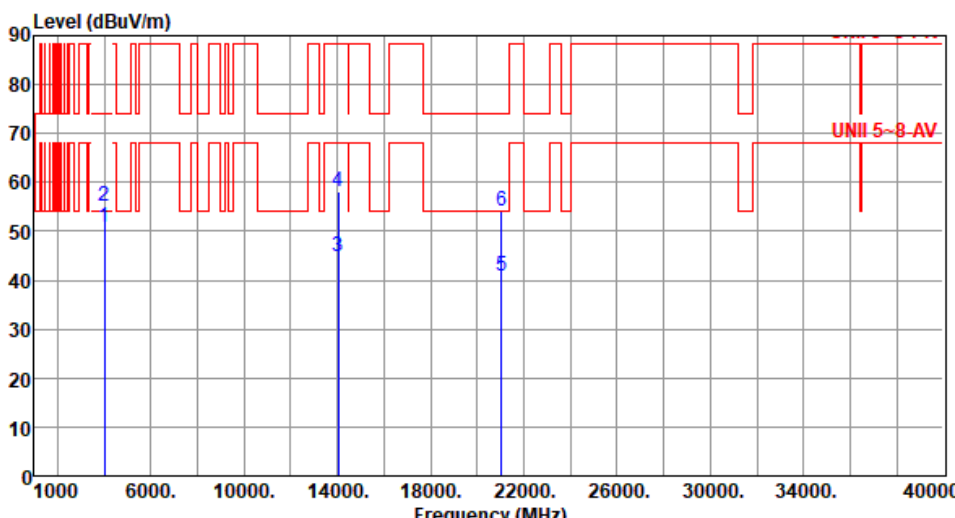
Modulation	ax HE20-OFDMA		Test Freq. (MHz)		6895				
Polarization	Horizontal								
Test By :Paul Lin			Temperature(°C):25			Humidity(%):62			
<div><div>Level (dBuV/m)</div><div></div><div>Frequency (MHz)</div></div>									
	Freq.	Emission	Limit	Margin	SA	Factor	Remark	ANT	Turn
	MHz	level			reading			High	Table
		dBuV/m	dBuV/m	dB	dBuV	dB/m		cm	deg
1	4000.00	50.84	54.00	-3.16	53.08	-2.24	Average	286	134
2	4000.00	55.79	74.00	-18.21	58.03	-2.24	Peak	286	134
3	13790.00	44.52	68.20	-23.68	38.31	6.21	Average	100	263
4	13790.00	58.71	88.20	-29.49	52.50	6.21	Peak	100	263
5	20685.00	40.42	54.00	-13.58	38.11	2.31	Average	100	140
6	20685.00	54.27	74.00	-19.73	51.96	2.31	Peak	100	140

Note 1: Emission Level (dBuV/m) = SA Reading (dBuV) + Factor* (dB/m)
*Factor includes antenna factor , cable loss and amplifier gain
Note 2: Margin (dB) = Emission level (dBuV/m) – Limit (dBuV/m).



Modulation	ax HE20-OFDMA	Test Freq. (MHz)	6895																																																																						
Polarization	Vertical																																																																								
Test By :Paul Lin Temperature(°C):25 Humidity(%):62																																																																									
<div><table><tr><th></th><th>Freq. MHz</th><th>Emission level dBUV/m</th><th>Limit dBUV/m</th><th>Margin dB</th><th>SA reading dBUV</th><th>Factor dB/m</th><th>Remark</th><th>ANT High cm</th><th>Turn Table deg</th></tr><tr><td>1</td><td>4000.00</td><td>44.57</td><td>54.00</td><td>-9.43</td><td>46.81</td><td>-2.24</td><td>Average</td><td>305</td><td>210</td></tr><tr><td>2</td><td>4000.00</td><td>51.92</td><td>74.00</td><td>-22.08</td><td>54.16</td><td>-2.24</td><td>Peak</td><td>305</td><td>210</td></tr><tr><td>3</td><td>13790.00</td><td>44.24</td><td>68.20</td><td>-23.96</td><td>38.03</td><td>6.21</td><td>Average</td><td>100</td><td>152</td></tr><tr><td>4</td><td>13790.00</td><td>58.38</td><td>88.20</td><td>-29.82</td><td>52.17</td><td>6.21</td><td>Peak</td><td>100</td><td>152</td></tr><tr><td>5</td><td>20685.00</td><td>40.36</td><td>54.00</td><td>-13.64</td><td>38.05</td><td>2.31</td><td>Average</td><td>100</td><td>224</td></tr><tr><td>6</td><td>20685.00</td><td>54.36</td><td>74.00</td><td>-19.64</td><td>52.05</td><td>2.31</td><td>Peak</td><td>100</td><td>224</td></tr></table></div>					Freq. MHz	Emission level dBUV/m	Limit dBUV/m	Margin dB	SA reading dBUV	Factor dB/m	Remark	ANT High cm	Turn Table deg	1	4000.00	44.57	54.00	-9.43	46.81	-2.24	Average	305	210	2	4000.00	51.92	74.00	-22.08	54.16	-2.24	Peak	305	210	3	13790.00	44.24	68.20	-23.96	38.03	6.21	Average	100	152	4	13790.00	58.38	88.20	-29.82	52.17	6.21	Peak	100	152	5	20685.00	40.36	54.00	-13.64	38.05	2.31	Average	100	224	6	20685.00	54.36	74.00	-19.64	52.05	2.31	Peak	100	224
	Freq. MHz	Emission level dBUV/m	Limit dBUV/m	Margin dB	SA reading dBUV	Factor dB/m	Remark	ANT High cm	Turn Table deg																																																																
1	4000.00	44.57	54.00	-9.43	46.81	-2.24	Average	305	210																																																																
2	4000.00	51.92	74.00	-22.08	54.16	-2.24	Peak	305	210																																																																
3	13790.00	44.24	68.20	-23.96	38.03	6.21	Average	100	152																																																																
4	13790.00	58.38	88.20	-29.82	52.17	6.21	Peak	100	152																																																																
5	20685.00	40.36	54.00	-13.64	38.05	2.31	Average	100	224																																																																
6	20685.00	54.36	74.00	-19.64	52.05	2.31	Peak	100	224																																																																
Note 1: Emission Level (dBUV/m) = SA Reading (dBUV) + Factor* (dB/m) *Factor includes antenna factor , cable loss and amplifier gain Note 2: Margin (dB) = Emission level (dBUV/m) – Limit (dBUV/m).																																																																									



Modulation	ax HE20-OFDMA	Test Freq. (MHz)	7015																																																																						
Polarization	Horizontal																																																																								
Test By :Paul Lin Temperature(°C):25 Humidity(%):62																																																																									
<div><div><div>Level (dBuV/m)</div><div></div><div>Frequency (MHz)</div></div></div> <table><thead><tr><th></th><th>Freq. MHz</th><th>Emission level dBuV/m</th><th>Limit dBuV/m</th><th>Margin dB</th><th>SA reading dBuV</th><th>Factor dB/m</th><th>Remark</th><th>ANT High cm</th><th>Turn Table deg</th></tr></thead><tbody><tr><td>1</td><td>4000.00</td><td>50.89</td><td>54.00</td><td>-3.11</td><td>53.13</td><td>-2.24</td><td>Average</td><td>287</td><td>134</td></tr><tr><td>2</td><td>4000.00</td><td>55.26</td><td>74.00</td><td>-18.74</td><td>57.50</td><td>-2.24</td><td>Peak</td><td>287</td><td>134</td></tr><tr><td>3</td><td>14030.00</td><td>44.71</td><td>68.20</td><td>-23.49</td><td>37.95</td><td>6.76</td><td>Average</td><td>100</td><td>159</td></tr><tr><td>4</td><td>14030.00</td><td>58.04</td><td>88.20</td><td>-30.16</td><td>51.28</td><td>6.76</td><td>Peak</td><td>100</td><td>159</td></tr><tr><td>5</td><td>21045.00</td><td>40.87</td><td>54.00</td><td>-13.13</td><td>37.78</td><td>3.09</td><td>Average</td><td>100</td><td>184</td></tr><tr><td>6</td><td>21045.00</td><td>54.26</td><td>74.00</td><td>-19.74</td><td>51.17</td><td>3.09</td><td>Peak</td><td>100</td><td>184</td></tr></tbody></table>					Freq. MHz	Emission level dBuV/m	Limit dBuV/m	Margin dB	SA reading dBuV	Factor dB/m	Remark	ANT High cm	Turn Table deg	1	4000.00	50.89	54.00	-3.11	53.13	-2.24	Average	287	134	2	4000.00	55.26	74.00	-18.74	57.50	-2.24	Peak	287	134	3	14030.00	44.71	68.20	-23.49	37.95	6.76	Average	100	159	4	14030.00	58.04	88.20	-30.16	51.28	6.76	Peak	100	159	5	21045.00	40.87	54.00	-13.13	37.78	3.09	Average	100	184	6	21045.00	54.26	74.00	-19.74	51.17	3.09	Peak	100	184
	Freq. MHz	Emission level dBuV/m	Limit dBuV/m	Margin dB	SA reading dBuV	Factor dB/m	Remark	ANT High cm	Turn Table deg																																																																
1	4000.00	50.89	54.00	-3.11	53.13	-2.24	Average	287	134																																																																
2	4000.00	55.26	74.00	-18.74	57.50	-2.24	Peak	287	134																																																																
3	14030.00	44.71	68.20	-23.49	37.95	6.76	Average	100	159																																																																
4	14030.00	58.04	88.20	-30.16	51.28	6.76	Peak	100	159																																																																
5	21045.00	40.87	54.00	-13.13	37.78	3.09	Average	100	184																																																																
6	21045.00	54.26	74.00	-19.74	51.17	3.09	Peak	100	184																																																																
Note 1: Emission Level (dBuV/m) = SA Reading (dBuV) + Factor* (dB/m) *Factor includes antenna factor , cable loss and amplifier gain Note 2: Margin (dB) = Emission level (dBuV/m) – Limit (dBuV/m).																																																																									

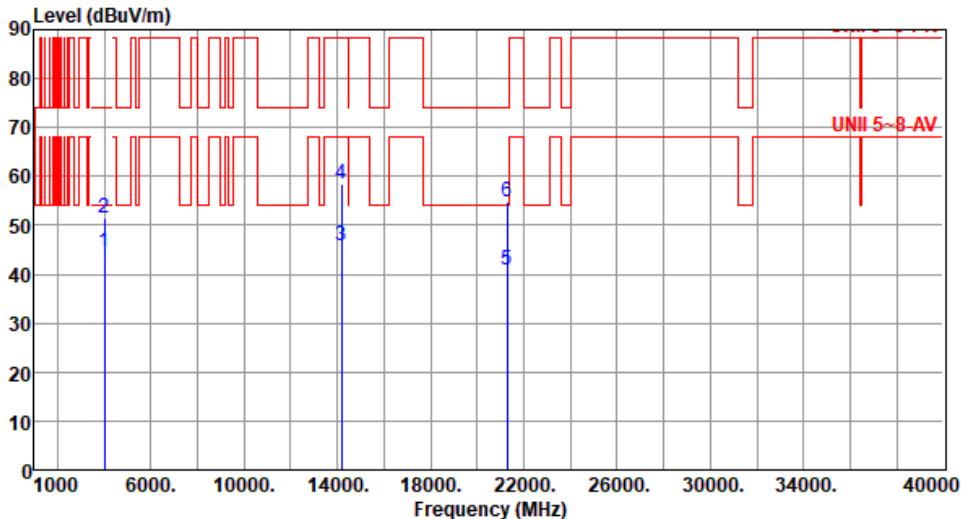


Modulation	ax HE20-OFDMA	Test Freq. (MHz)	7015						
Polarization	Vertical								
Test By :Paul Lin Temperature(°C):25 Humidity(%):62									
<div><div>Level (dBuV/m)</div><div></div><div>Frequency (MHz)</div></div>									
	Freq. MHz	Emission level dBuV/m	Limit dBuV/m	Margin dB	SA reading dBuV	Factor dB/m	Remark	ANT High cm	Turn Table deg
1	4000.00	44.96	54.00	-9.04	47.20	-2.24	Average	304	204
2	4000.00	51.76	74.00	-22.24	54.00	-2.24	Peak	304	204
3	14030.00	45.03	68.20	-23.17	38.27	6.76	Average	100	114
4	14030.00	58.58	88.20	-29.62	51.82	6.76	Peak	100	114
5	21045.00	41.22	54.00	-12.78	38.13	3.09	Average	100	161
6	21045.00	54.03	74.00	-19.97	50.94	3.09	Peak	100	161
Note 1: Emission Level (dBuV/m) = SA Reading (dBuV) + Factor* (dB/m) *Factor includes antenna factor , cable loss and amplifier gain Note 2: Margin (dB) = Emission level (dBuV/m) – Limit (dBuV/m).									

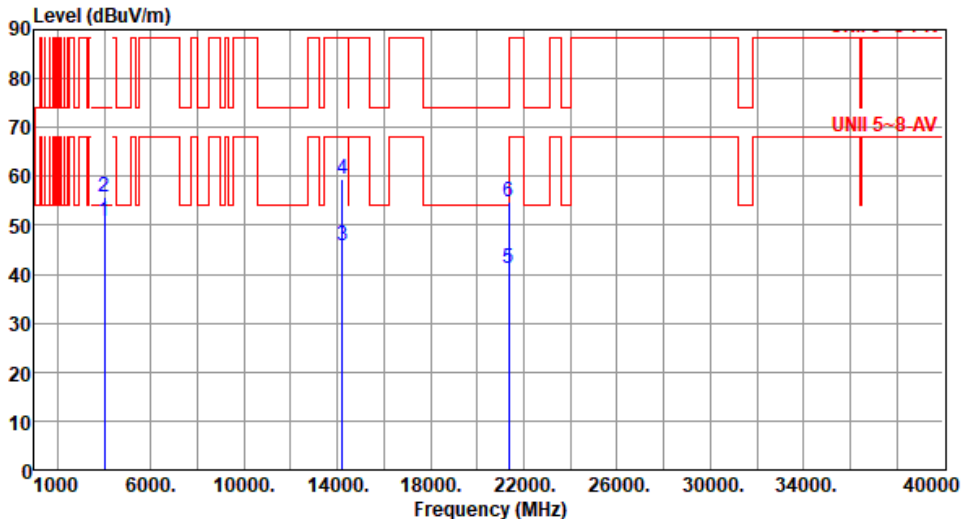


Modulation	ax HE20-OFDMA	Test Freq. (MHz)	7095																																																																						
Polarization	Horizontal																																																																								
Test By :Paul Lin Temperature(°C):25 Humidity(%):62																																																																									
<div><div><div>Level (dBuV/m)</div><div></div><div>Frequency (MHz)</div></div><table><thead><tr><th></th><th>Freq. MHz</th><th>Emission level dBuV/m</th><th>Limit dBuV/m</th><th>Margin dB</th><th>SA reading dBuV</th><th>Factor dB/m</th><th>Remark</th><th>ANT High cm</th><th>Turn Table deg</th></tr></thead><tbody><tr><td>1</td><td>4000.00</td><td>50.84</td><td>54.00</td><td>-3.16</td><td>53.08</td><td>-2.24</td><td>Average</td><td>289</td><td>132</td></tr><tr><td>2</td><td>4000.00</td><td>55.37</td><td>74.00</td><td>-18.63</td><td>57.61</td><td>-2.24</td><td>Peak</td><td>289</td><td>132</td></tr><tr><td>3</td><td>14190.00</td><td>45.77</td><td>68.20</td><td>-22.43</td><td>38.66</td><td>7.11</td><td>Average</td><td>100</td><td>237</td></tr><tr><td>4</td><td>14190.00</td><td>59.43</td><td>88.20</td><td>-28.77</td><td>52.32</td><td>7.11</td><td>Peak</td><td>100</td><td>237</td></tr><tr><td>5</td><td>21285.00</td><td>41.25</td><td>54.00</td><td>-12.75</td><td>37.85</td><td>3.40</td><td>Average</td><td>100</td><td>164</td></tr><tr><td>6</td><td>21285.00</td><td>54.89</td><td>74.00</td><td>-19.11</td><td>51.49</td><td>3.40</td><td>Peak</td><td>100</td><td>164</td></tr></tbody></table></div>					Freq. MHz	Emission level dBuV/m	Limit dBuV/m	Margin dB	SA reading dBuV	Factor dB/m	Remark	ANT High cm	Turn Table deg	1	4000.00	50.84	54.00	-3.16	53.08	-2.24	Average	289	132	2	4000.00	55.37	74.00	-18.63	57.61	-2.24	Peak	289	132	3	14190.00	45.77	68.20	-22.43	38.66	7.11	Average	100	237	4	14190.00	59.43	88.20	-28.77	52.32	7.11	Peak	100	237	5	21285.00	41.25	54.00	-12.75	37.85	3.40	Average	100	164	6	21285.00	54.89	74.00	-19.11	51.49	3.40	Peak	100	164
	Freq. MHz	Emission level dBuV/m	Limit dBuV/m	Margin dB	SA reading dBuV	Factor dB/m	Remark	ANT High cm	Turn Table deg																																																																
1	4000.00	50.84	54.00	-3.16	53.08	-2.24	Average	289	132																																																																
2	4000.00	55.37	74.00	-18.63	57.61	-2.24	Peak	289	132																																																																
3	14190.00	45.77	68.20	-22.43	38.66	7.11	Average	100	237																																																																
4	14190.00	59.43	88.20	-28.77	52.32	7.11	Peak	100	237																																																																
5	21285.00	41.25	54.00	-12.75	37.85	3.40	Average	100	164																																																																
6	21285.00	54.89	74.00	-19.11	51.49	3.40	Peak	100	164																																																																
Note 1: Emission Level (dBuV/m) = SA Reading (dBuV) + Factor* (dB/m) *Factor includes antenna factor , cable loss and amplifier gain Note 2: Margin (dB) = Emission level (dBuV/m) – Limit (dBuV/m).																																																																									

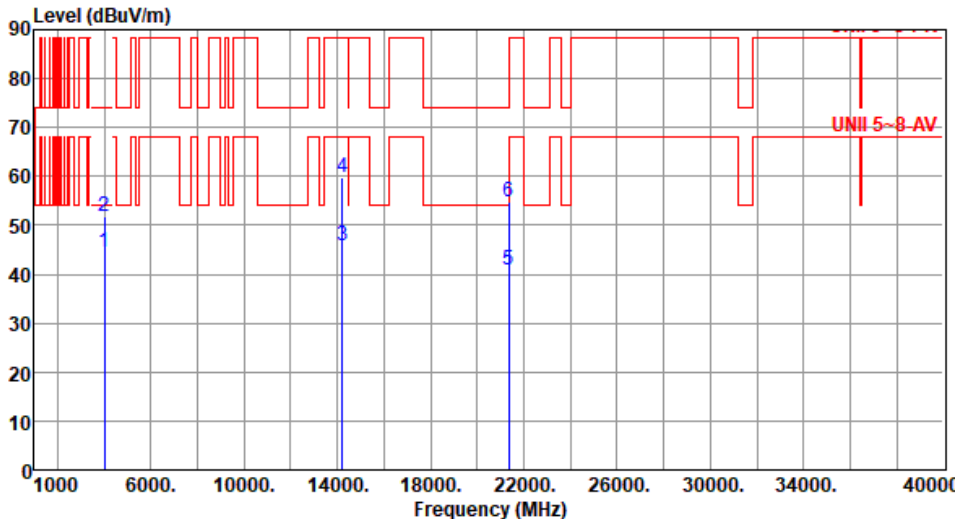


Modulation	ax HE20-OFDMA	Test Freq. (MHz)	7095																																																																						
Polarization	Vertical																																																																								
Test By :Paul Lin Temperature(°C):25 Humidity(%):62																																																																									
<div></div> <table><tr><th></th><th>Freq. MHz</th><th>Emission level dBUV/m</th><th>Limit dBUV/m</th><th>Margin dB</th><th>SA reading dBUV</th><th>Factor dB/m</th><th>Remark</th><th>ANT High cm</th><th>Turn Table deg</th></tr><tr><td>1</td><td>4000.00</td><td>44.55</td><td>54.00</td><td>-9.45</td><td>46.79</td><td>-2.24</td><td>Average</td><td>305</td><td>202</td></tr><tr><td>2</td><td>4000.00</td><td>51.56</td><td>74.00</td><td>-22.44</td><td>53.80</td><td>-2.24</td><td>Peak</td><td>305</td><td>202</td></tr><tr><td>3</td><td>14190.00</td><td>45.67</td><td>68.20</td><td>-22.53</td><td>38.56</td><td>7.11</td><td>Average</td><td>100</td><td>144</td></tr><tr><td>4</td><td>14190.00</td><td>58.61</td><td>88.20</td><td>-29.59</td><td>51.50</td><td>7.11</td><td>Peak</td><td>100</td><td>144</td></tr><tr><td>5</td><td>21285.00</td><td>40.79</td><td>54.00</td><td>-13.21</td><td>37.39</td><td>3.40</td><td>Average</td><td>100</td><td>201</td></tr><tr><td>6</td><td>21285.00</td><td>54.92</td><td>74.00</td><td>-19.08</td><td>51.52</td><td>3.40</td><td>Peak</td><td>100</td><td>201</td></tr></table>					Freq. MHz	Emission level dBUV/m	Limit dBUV/m	Margin dB	SA reading dBUV	Factor dB/m	Remark	ANT High cm	Turn Table deg	1	4000.00	44.55	54.00	-9.45	46.79	-2.24	Average	305	202	2	4000.00	51.56	74.00	-22.44	53.80	-2.24	Peak	305	202	3	14190.00	45.67	68.20	-22.53	38.56	7.11	Average	100	144	4	14190.00	58.61	88.20	-29.59	51.50	7.11	Peak	100	144	5	21285.00	40.79	54.00	-13.21	37.39	3.40	Average	100	201	6	21285.00	54.92	74.00	-19.08	51.52	3.40	Peak	100	201
	Freq. MHz	Emission level dBUV/m	Limit dBUV/m	Margin dB	SA reading dBUV	Factor dB/m	Remark	ANT High cm	Turn Table deg																																																																
1	4000.00	44.55	54.00	-9.45	46.79	-2.24	Average	305	202																																																																
2	4000.00	51.56	74.00	-22.44	53.80	-2.24	Peak	305	202																																																																
3	14190.00	45.67	68.20	-22.53	38.56	7.11	Average	100	144																																																																
4	14190.00	58.61	88.20	-29.59	51.50	7.11	Peak	100	144																																																																
5	21285.00	40.79	54.00	-13.21	37.39	3.40	Average	100	201																																																																
6	21285.00	54.92	74.00	-19.08	51.52	3.40	Peak	100	201																																																																
Note 1: Emission Level (dBUV/m) = SA Reading (dBUV) + Factor* (dB/m) *Factor includes antenna factor , cable loss and amplifier gain Note 2: Margin (dB) = Emission level (dBUV/m) – Limit (dBUV/m).																																																																									

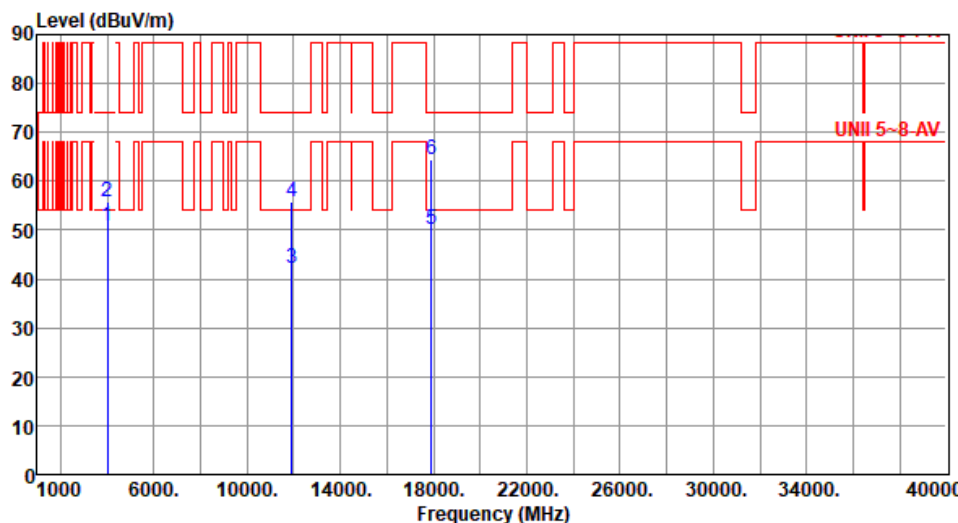


Modulation	ax HE20-OFDMA	Test Freq. (MHz)	7115																																																																							
Polarization	Horizontal																																																																									
Test By :Sean Yu Temperature(°C):26 Humidity(%):61																																																																										
<div></div>																																																																										
	<table><tr><th></th><th>Freq. MHz</th><th>Emission level dBuV/m</th><th>Limit dBuV/m</th><th>Margin dB</th><th>SA reading dBuV</th><th>Factor dB/m</th><th>Remark</th><th>ANT High cm</th><th>Turn Table deg</th></tr><tr><td>1</td><td>4000.00</td><td>50.76</td><td>54.00</td><td>-3.24</td><td>53.00</td><td>-2.24</td><td>Average</td><td>288</td><td>133</td></tr><tr><td>2</td><td>4000.00</td><td>55.76</td><td>74.00</td><td>-18.24</td><td>58.00</td><td>-2.24</td><td>Peak</td><td>288</td><td>133</td></tr><tr><td>3</td><td>14230.00</td><td>45.68</td><td>68.20</td><td>-22.52</td><td>38.54</td><td>7.14</td><td>Average</td><td>100</td><td>231</td></tr><tr><td>4</td><td>14230.00</td><td>59.51</td><td>88.20</td><td>-28.69</td><td>52.37</td><td>7.14</td><td>Peak</td><td>100</td><td>231</td></tr><tr><td>5</td><td>21345.00</td><td>41.25</td><td>54.00</td><td>-12.75</td><td>37.77</td><td>3.48</td><td>Average</td><td>100</td><td>161</td></tr><tr><td>6</td><td>21345.00</td><td>54.68</td><td>74.00</td><td>-19.32</td><td>51.20</td><td>3.48</td><td>Peak</td><td>100</td><td>161</td></tr></table>		Freq. MHz	Emission level dBuV/m	Limit dBuV/m	Margin dB	SA reading dBuV	Factor dB/m	Remark	ANT High cm	Turn Table deg	1	4000.00	50.76	54.00	-3.24	53.00	-2.24	Average	288	133	2	4000.00	55.76	74.00	-18.24	58.00	-2.24	Peak	288	133	3	14230.00	45.68	68.20	-22.52	38.54	7.14	Average	100	231	4	14230.00	59.51	88.20	-28.69	52.37	7.14	Peak	100	231	5	21345.00	41.25	54.00	-12.75	37.77	3.48	Average	100	161	6	21345.00	54.68	74.00	-19.32	51.20	3.48	Peak	100	161			
	Freq. MHz	Emission level dBuV/m	Limit dBuV/m	Margin dB	SA reading dBuV	Factor dB/m	Remark	ANT High cm	Turn Table deg																																																																	
1	4000.00	50.76	54.00	-3.24	53.00	-2.24	Average	288	133																																																																	
2	4000.00	55.76	74.00	-18.24	58.00	-2.24	Peak	288	133																																																																	
3	14230.00	45.68	68.20	-22.52	38.54	7.14	Average	100	231																																																																	
4	14230.00	59.51	88.20	-28.69	52.37	7.14	Peak	100	231																																																																	
5	21345.00	41.25	54.00	-12.75	37.77	3.48	Average	100	161																																																																	
6	21345.00	54.68	74.00	-19.32	51.20	3.48	Peak	100	161																																																																	
<div>Note 1: Emission Level (dBuV/m) = SA Reading (dBuV) + Factor* (dB/m) *Factor includes antenna factor , cable loss and amplifier gain Note 2: Margin (dB) = Emission level (dBuV/m) – Limit (dBuV/m).</div>																																																																										

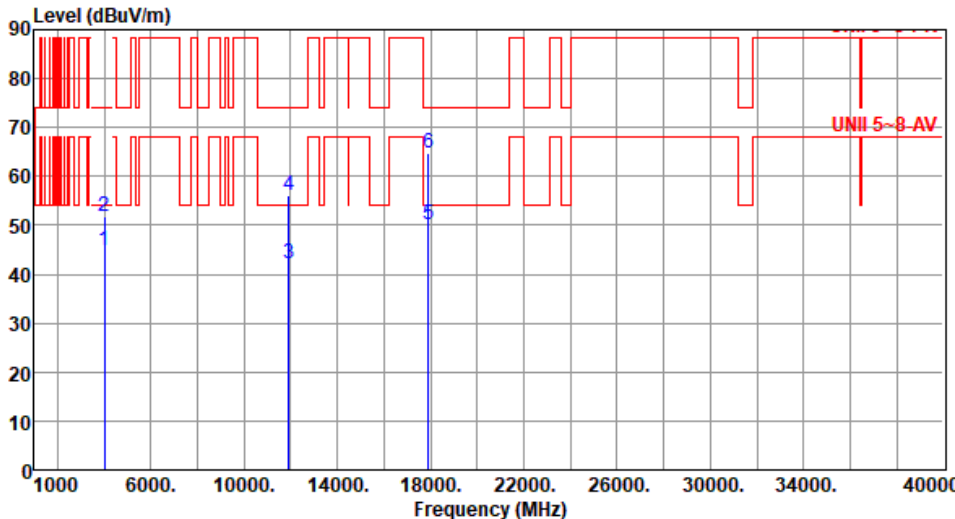


Modulation	ax HE20-OFDMA	Test Freq. (MHz)	7115																																																																						
Polarization	Vertical																																																																								
Test By :Sean Yu Temperature(°C):26 Humidity(%):61																																																																									
<div><div><div>Level (dBuV/m)</div><div></div><div>Frequency (MHz)</div></div></div> <table><thead><tr><th></th><th>Freq. MHz</th><th>Emission level dBuV/m</th><th>Limit dBuV/m</th><th>Margin dB</th><th>SA reading dBuV</th><th>Factor dB/m</th><th>Remark</th><th>ANT High cm</th><th>Turn Table deg</th></tr></thead><tbody><tr><td>1</td><td>4000.00</td><td>44.61</td><td>54.00</td><td>-9.39</td><td>46.85</td><td>-2.24</td><td>Average</td><td>306</td><td>207</td></tr><tr><td>2</td><td>4000.00</td><td>51.89</td><td>74.00</td><td>-22.11</td><td>54.13</td><td>-2.24</td><td>Peak</td><td>306</td><td>207</td></tr><tr><td>3</td><td>14230.00</td><td>45.67</td><td>68.20</td><td>-22.53</td><td>38.53</td><td>7.14</td><td>Average</td><td>100</td><td>152</td></tr><tr><td>4</td><td>14230.00</td><td>59.68</td><td>88.20</td><td>-28.52</td><td>52.54</td><td>7.14</td><td>Peak</td><td>100</td><td>152</td></tr><tr><td>5</td><td>21345.00</td><td>40.86</td><td>54.00</td><td>-13.14</td><td>37.38</td><td>3.48</td><td>Average</td><td>100</td><td>199</td></tr><tr><td>6</td><td>21345.00</td><td>54.66</td><td>74.00</td><td>-19.34</td><td>51.18</td><td>3.48</td><td>Peak</td><td>100</td><td>199</td></tr></tbody></table>					Freq. MHz	Emission level dBuV/m	Limit dBuV/m	Margin dB	SA reading dBuV	Factor dB/m	Remark	ANT High cm	Turn Table deg	1	4000.00	44.61	54.00	-9.39	46.85	-2.24	Average	306	207	2	4000.00	51.89	74.00	-22.11	54.13	-2.24	Peak	306	207	3	14230.00	45.67	68.20	-22.53	38.53	7.14	Average	100	152	4	14230.00	59.68	88.20	-28.52	52.54	7.14	Peak	100	152	5	21345.00	40.86	54.00	-13.14	37.38	3.48	Average	100	199	6	21345.00	54.66	74.00	-19.34	51.18	3.48	Peak	100	199
	Freq. MHz	Emission level dBuV/m	Limit dBuV/m	Margin dB	SA reading dBuV	Factor dB/m	Remark	ANT High cm	Turn Table deg																																																																
1	4000.00	44.61	54.00	-9.39	46.85	-2.24	Average	306	207																																																																
2	4000.00	51.89	74.00	-22.11	54.13	-2.24	Peak	306	207																																																																
3	14230.00	45.67	68.20	-22.53	38.53	7.14	Average	100	152																																																																
4	14230.00	59.68	88.20	-28.52	52.54	7.14	Peak	100	152																																																																
5	21345.00	40.86	54.00	-13.14	37.38	3.48	Average	100	199																																																																
6	21345.00	54.66	74.00	-19.34	51.18	3.48	Peak	100	199																																																																
Note 1: Emission Level (dBuV/m) = SA Reading (dBuV) + Factor* (dB/m) *Factor includes antenna factor , cable loss and amplifier gain Note 2: Margin (dB) = Emission level (dBuV/m) – Limit (dBuV/m).																																																																									

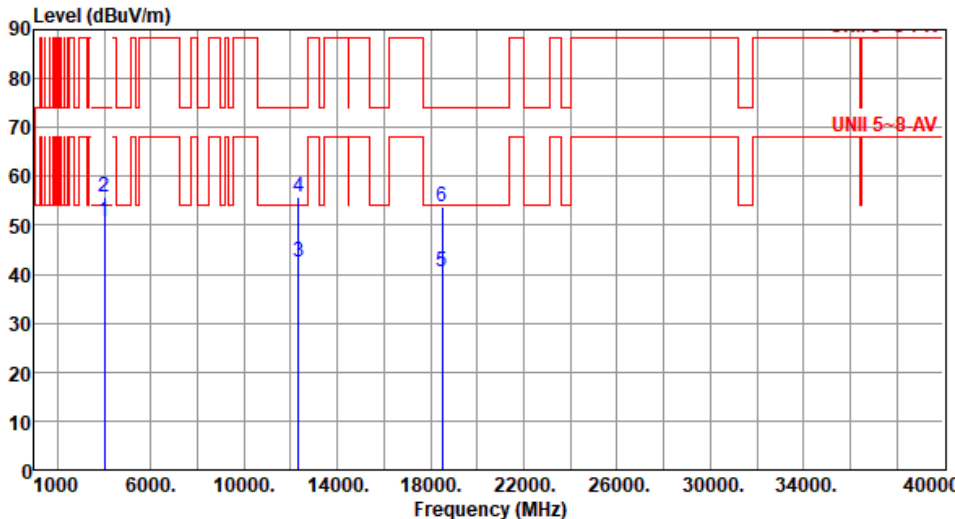
Unwanted Emissions (Above 1GHz) for ax HE40-OFDMA

Modulation	ax HE40-OFDMA		Test Freq. (MHz)	5965																																																																							
Polarization	Horizontal																																																																										
Test By :Paul Lin Temperature(°C):25 Humidity(%):62																																																																											
<div><div><div>Level (dBuV/m)</div><div></div><div>Frequency (MHz)</div></div></div> <table><thead><tr><th></th><th>Freq. MHz</th><th>Emission level dBuV/m</th><th>Limit dBuV/m</th><th>Margin dB</th><th>SA reading dBuV</th><th>Factor dB/m</th><th>Remark</th><th>ANT High cm</th><th>Turn Table deg</th></tr></thead><tbody><tr><td>1</td><td>4000.00</td><td>50.85</td><td>54.00</td><td>-3.15</td><td>53.09</td><td>-2.24</td><td>Average</td><td>288</td><td>136</td></tr><tr><td>2</td><td>4000.00</td><td>55.86</td><td>74.00</td><td>-18.14</td><td>58.10</td><td>-2.24</td><td>Peak</td><td>288</td><td>136</td></tr><tr><td>3</td><td>11930.00</td><td>42.33</td><td>54.00</td><td>-11.67</td><td>36.30</td><td>6.03</td><td>Average</td><td>100</td><td>158</td></tr><tr><td>4</td><td>11930.00</td><td>55.72</td><td>74.00</td><td>-18.28</td><td>49.69</td><td>6.03</td><td>Peak</td><td>100</td><td>158</td></tr><tr><td>5</td><td>17895.00</td><td>50.31</td><td>54.00</td><td>-3.69</td><td>40.25</td><td>10.06</td><td>Average</td><td>100</td><td>108</td></tr><tr><td>6</td><td>17895.00</td><td>64.59</td><td>74.00</td><td>-9.41</td><td>54.53</td><td>10.06</td><td>Peak</td><td>100</td><td>108</td></tr></tbody></table> <div>Note 1: Emission Level (dBuV/m) = SA Reading (dBuV) + Factor* (dB/m) *Factor includes antenna factor , cable loss and amplifier gain Note 2: Margin (dB) = Emission level (dBuV/m) – Limit (dBuV/m).</div>							Freq. MHz	Emission level dBuV/m	Limit dBuV/m	Margin dB	SA reading dBuV	Factor dB/m	Remark	ANT High cm	Turn Table deg	1	4000.00	50.85	54.00	-3.15	53.09	-2.24	Average	288	136	2	4000.00	55.86	74.00	-18.14	58.10	-2.24	Peak	288	136	3	11930.00	42.33	54.00	-11.67	36.30	6.03	Average	100	158	4	11930.00	55.72	74.00	-18.28	49.69	6.03	Peak	100	158	5	17895.00	50.31	54.00	-3.69	40.25	10.06	Average	100	108	6	17895.00	64.59	74.00	-9.41	54.53	10.06	Peak	100	108
	Freq. MHz	Emission level dBuV/m	Limit dBuV/m	Margin dB	SA reading dBuV	Factor dB/m	Remark	ANT High cm	Turn Table deg																																																																		
1	4000.00	50.85	54.00	-3.15	53.09	-2.24	Average	288	136																																																																		
2	4000.00	55.86	74.00	-18.14	58.10	-2.24	Peak	288	136																																																																		
3	11930.00	42.33	54.00	-11.67	36.30	6.03	Average	100	158																																																																		
4	11930.00	55.72	74.00	-18.28	49.69	6.03	Peak	100	158																																																																		
5	17895.00	50.31	54.00	-3.69	40.25	10.06	Average	100	108																																																																		
6	17895.00	64.59	74.00	-9.41	54.53	10.06	Peak	100	108																																																																		

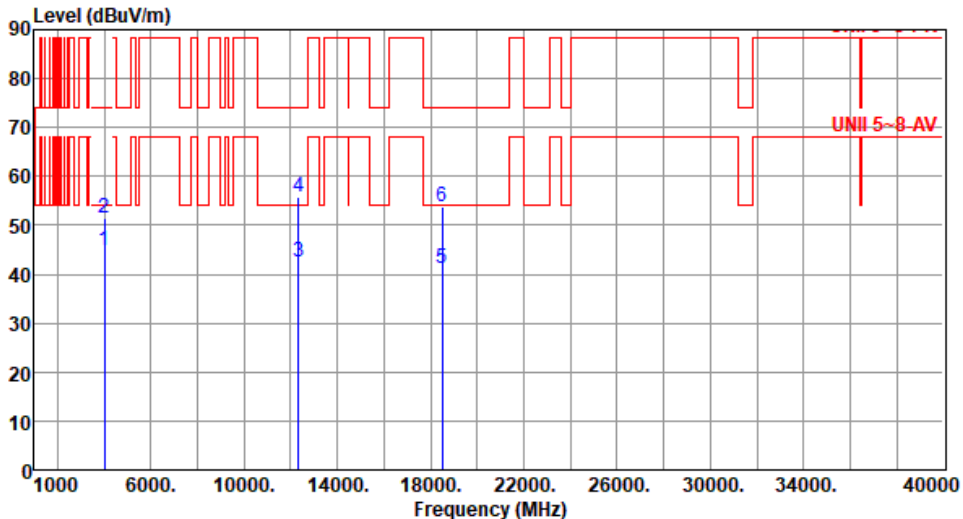


Modulation	ax HE40-OFDMA	Test Freq. (MHz)	5965																																																																						
Polarization	Vertical																																																																								
Test By :Paul Lin Temperature(°C):25 Humidity(%):62																																																																									
<div><div><div>Level (dBUV/m)</div><div></div></div><table><thead><tr><th></th><th>Freq. MHz</th><th>Emission level dBUV/m</th><th>Limit dBUV/m</th><th>Margin dB</th><th>SA reading dBUV</th><th>Factor dB/m</th><th>Remark</th><th>ANT High cm</th><th>Turn Table deg</th></tr></thead><tbody><tr><td>1</td><td>4000.00</td><td>44.67</td><td>54.00</td><td>-9.33</td><td>46.91</td><td>-2.24</td><td>Average</td><td>303</td><td>207</td></tr><tr><td>2</td><td>4000.00</td><td>51.78</td><td>74.00</td><td>-22.22</td><td>54.02</td><td>-2.24</td><td>Peak</td><td>303</td><td>207</td></tr><tr><td>3</td><td>11930.00</td><td>42.12</td><td>54.00</td><td>-11.88</td><td>36.09</td><td>6.03</td><td>Average</td><td>100</td><td>89</td></tr><tr><td>4</td><td>11930.00</td><td>55.96</td><td>74.00</td><td>-18.04</td><td>49.93</td><td>6.03</td><td>Peak</td><td>100</td><td>89</td></tr><tr><td>5</td><td>17895.00</td><td>50.09</td><td>54.00</td><td>-3.91</td><td>40.03</td><td>10.06</td><td>Average</td><td>100</td><td>182</td></tr><tr><td>6</td><td>17895.00</td><td>64.83</td><td>74.00</td><td>-9.17</td><td>54.77</td><td>10.06</td><td>Peak</td><td>100</td><td>182</td></tr></tbody></table></div>					Freq. MHz	Emission level dBUV/m	Limit dBUV/m	Margin dB	SA reading dBUV	Factor dB/m	Remark	ANT High cm	Turn Table deg	1	4000.00	44.67	54.00	-9.33	46.91	-2.24	Average	303	207	2	4000.00	51.78	74.00	-22.22	54.02	-2.24	Peak	303	207	3	11930.00	42.12	54.00	-11.88	36.09	6.03	Average	100	89	4	11930.00	55.96	74.00	-18.04	49.93	6.03	Peak	100	89	5	17895.00	50.09	54.00	-3.91	40.03	10.06	Average	100	182	6	17895.00	64.83	74.00	-9.17	54.77	10.06	Peak	100	182
	Freq. MHz	Emission level dBUV/m	Limit dBUV/m	Margin dB	SA reading dBUV	Factor dB/m	Remark	ANT High cm	Turn Table deg																																																																
1	4000.00	44.67	54.00	-9.33	46.91	-2.24	Average	303	207																																																																
2	4000.00	51.78	74.00	-22.22	54.02	-2.24	Peak	303	207																																																																
3	11930.00	42.12	54.00	-11.88	36.09	6.03	Average	100	89																																																																
4	11930.00	55.96	74.00	-18.04	49.93	6.03	Peak	100	89																																																																
5	17895.00	50.09	54.00	-3.91	40.03	10.06	Average	100	182																																																																
6	17895.00	64.83	74.00	-9.17	54.77	10.06	Peak	100	182																																																																
Note 1: Emission Level (dBUV/m) = SA Reading (dBUV) + Factor* (dB/m) *Factor includes antenna factor , cable loss and amplifier gain Note 2: Margin (dB) = Emission level (dBUV/m) – Limit (dBUV/m).																																																																									

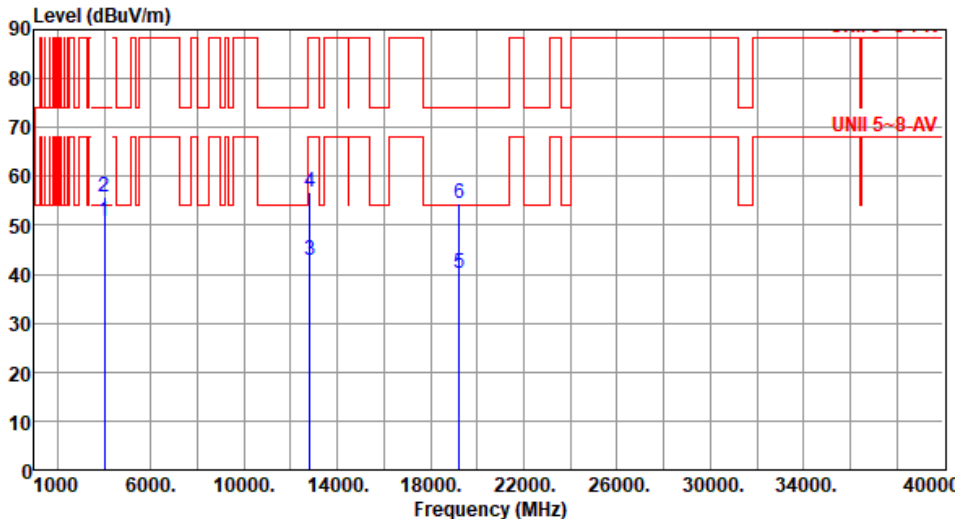


Modulation	ax HE40-OFDMA	Test Freq. (MHz)	6165																																																																						
Polarization	Horizontal																																																																								
Test By :Paul Lin Temperature(°C):25 Humidity(%):62																																																																									
<div><div><div>Level (dBUV/m)</div><div></div><div>Frequency (MHz)</div></div></div> <table><thead><tr><th></th><th>Freq. MHz</th><th>Emission level dBUV/m</th><th>Limit dBUV/m</th><th>Margin dB</th><th>SA reading dBUV</th><th>Factor dB/m</th><th>Remark</th><th>ANT High cm</th><th>Turn Table deg</th></tr></thead><tbody><tr><td>1</td><td>4000.00</td><td>50.92</td><td>54.00</td><td>-3.08</td><td>53.16</td><td>-2.24</td><td>Average</td><td>288</td><td>137</td></tr><tr><td>2</td><td>4000.00</td><td>55.69</td><td>74.00</td><td>-18.31</td><td>57.93</td><td>-2.24</td><td>Peak</td><td>288</td><td>137</td></tr><tr><td>3</td><td>12330.00</td><td>42.45</td><td>54.00</td><td>-11.55</td><td>36.33</td><td>6.12</td><td>Average</td><td>100</td><td>161</td></tr><tr><td>4</td><td>12330.00</td><td>55.67</td><td>74.00</td><td>-18.33</td><td>49.55</td><td>6.12</td><td>Peak</td><td>100</td><td>161</td></tr><tr><td>5</td><td>18495.00</td><td>40.43</td><td>54.00</td><td>-13.57</td><td>39.78</td><td>0.65</td><td>Average</td><td>100</td><td>178</td></tr><tr><td>6</td><td>18495.00</td><td>53.76</td><td>74.00</td><td>-20.24</td><td>53.11</td><td>0.65</td><td>Peak</td><td>100</td><td>178</td></tr></tbody></table> <div><div>Note 1: Emission Level (dBUV/m) = SA Reading (dBUV) + Factor* (dB/m)</div><div>*Factor includes antenna factor , cable loss and amplifier gain</div><div>Note 2: Margin (dB) = Emission level (dBUV/m) – Limit (dBUV/m).</div></div>					Freq. MHz	Emission level dBUV/m	Limit dBUV/m	Margin dB	SA reading dBUV	Factor dB/m	Remark	ANT High cm	Turn Table deg	1	4000.00	50.92	54.00	-3.08	53.16	-2.24	Average	288	137	2	4000.00	55.69	74.00	-18.31	57.93	-2.24	Peak	288	137	3	12330.00	42.45	54.00	-11.55	36.33	6.12	Average	100	161	4	12330.00	55.67	74.00	-18.33	49.55	6.12	Peak	100	161	5	18495.00	40.43	54.00	-13.57	39.78	0.65	Average	100	178	6	18495.00	53.76	74.00	-20.24	53.11	0.65	Peak	100	178
	Freq. MHz	Emission level dBUV/m	Limit dBUV/m	Margin dB	SA reading dBUV	Factor dB/m	Remark	ANT High cm	Turn Table deg																																																																
1	4000.00	50.92	54.00	-3.08	53.16	-2.24	Average	288	137																																																																
2	4000.00	55.69	74.00	-18.31	57.93	-2.24	Peak	288	137																																																																
3	12330.00	42.45	54.00	-11.55	36.33	6.12	Average	100	161																																																																
4	12330.00	55.67	74.00	-18.33	49.55	6.12	Peak	100	161																																																																
5	18495.00	40.43	54.00	-13.57	39.78	0.65	Average	100	178																																																																
6	18495.00	53.76	74.00	-20.24	53.11	0.65	Peak	100	178																																																																



Modulation	ax HE40-OFDMA	Test Freq. (MHz)	6165																																																																						
Polarization	Vertical																																																																								
Test By :Paul Lin Temperature(°C):25 Humidity(%):62																																																																									
<div></div>																																																																									
	<table><tr><th>Freq. MHz</th><th>Emission level dBuV/m</th><th>Limit dBuV/m</th><th>Margin dB</th><th>SA reading dBuV</th><th>Factor dB/m</th><th>Remark</th><th>ANT High cm</th><th>Turn Table deg</th></tr><tr><td>1</td><td>4000.00</td><td>44.83</td><td>54.00</td><td>-9.17</td><td>47.07</td><td>-2.24</td><td>Average</td><td>301</td><td>208</td></tr><tr><td>2</td><td>4000.00</td><td>51.59</td><td>74.00</td><td>-22.41</td><td>53.83</td><td>-2.24</td><td>Peak</td><td>301</td><td>208</td></tr><tr><td>3</td><td>12330.00</td><td>42.35</td><td>54.00</td><td>-11.65</td><td>36.23</td><td>6.12</td><td>Average</td><td>100</td><td>119</td></tr><tr><td>4</td><td>12330.00</td><td>55.73</td><td>74.00</td><td>-18.27</td><td>49.61</td><td>6.12</td><td>Peak</td><td>100</td><td>119</td></tr><tr><td>5</td><td>18495.00</td><td>41.29</td><td>54.00</td><td>-12.71</td><td>40.64</td><td>0.65</td><td>Average</td><td>100</td><td>180</td></tr><tr><td>6</td><td>18495.00</td><td>53.91</td><td>74.00</td><td>-20.09</td><td>53.26</td><td>0.65</td><td>Peak</td><td>100</td><td>180</td></tr></table>	Freq. MHz	Emission level dBuV/m	Limit dBuV/m	Margin dB	SA reading dBuV	Factor dB/m	Remark	ANT High cm	Turn Table deg	1	4000.00	44.83	54.00	-9.17	47.07	-2.24	Average	301	208	2	4000.00	51.59	74.00	-22.41	53.83	-2.24	Peak	301	208	3	12330.00	42.35	54.00	-11.65	36.23	6.12	Average	100	119	4	12330.00	55.73	74.00	-18.27	49.61	6.12	Peak	100	119	5	18495.00	41.29	54.00	-12.71	40.64	0.65	Average	100	180	6	18495.00	53.91	74.00	-20.09	53.26	0.65	Peak	100	180			
Freq. MHz	Emission level dBuV/m	Limit dBuV/m	Margin dB	SA reading dBuV	Factor dB/m	Remark	ANT High cm	Turn Table deg																																																																	
1	4000.00	44.83	54.00	-9.17	47.07	-2.24	Average	301	208																																																																
2	4000.00	51.59	74.00	-22.41	53.83	-2.24	Peak	301	208																																																																
3	12330.00	42.35	54.00	-11.65	36.23	6.12	Average	100	119																																																																
4	12330.00	55.73	74.00	-18.27	49.61	6.12	Peak	100	119																																																																
5	18495.00	41.29	54.00	-12.71	40.64	0.65	Average	100	180																																																																
6	18495.00	53.91	74.00	-20.09	53.26	0.65	Peak	100	180																																																																
Note 1: Emission Level (dBuV/m) = SA Reading (dBuV) + Factor* (dB/m) *Factor includes antenna factor , cable loss and amplifier gain Note 2: Margin (dB) = Emission level (dBuV/m) – Limit (dBuV/m).																																																																									



Modulation	ax HE40-OFDMA	Test Freq. (MHz)	6405																																																																						
Polarization	Horizontal																																																																								
Test By :Paul Lin Temperature(°C):25 Humidity(%):62																																																																									
<div><div><div>Level (dBUV/m)</div><div></div><div><table><tr><th></th><th>Freq. MHz</th><th>Emission level dBUV/m</th><th>Limit dBUV/m</th><th>Margin dB</th><th>SA reading dBUV</th><th>Factor dB/m</th><th>Remark</th><th>ANT High cm</th><th>Turn Table deg</th></tr><tr><td>1</td><td>4000.00</td><td>50.83</td><td>54.00</td><td>-3.17</td><td>53.07</td><td>-2.24</td><td>Average</td><td>288</td><td>134</td></tr><tr><td>2</td><td>4000.00</td><td>55.64</td><td>74.00</td><td>-18.36</td><td>57.88</td><td>-2.24</td><td>Peak</td><td>288</td><td>134</td></tr><tr><td>3</td><td>12810.00</td><td>42.93</td><td>68.20</td><td>-25.27</td><td>36.68</td><td>6.25</td><td>Average</td><td>100</td><td>176</td></tr><tr><td>4</td><td>12810.00</td><td>56.77</td><td>88.20</td><td>-31.43</td><td>50.52</td><td>6.25</td><td>Peak</td><td>100</td><td>176</td></tr><tr><td>5</td><td>19215.00</td><td>40.15</td><td>54.00</td><td>-13.85</td><td>39.18</td><td>0.97</td><td>Average</td><td>100</td><td>119</td></tr><tr><td>6</td><td>19215.00</td><td>54.62</td><td>74.00</td><td>-19.38</td><td>53.65</td><td>0.97</td><td>Peak</td><td>100</td><td>119</td></tr></table></div></div></div> <div><div>Note 1: Emission Level (dBUV/m) = SA Reading (dBUV) + Factor* (dB/m)</div><div>*Factor includes antenna factor , cable loss and amplifier gain</div><div>Note 2: Margin (dB) = Emission level (dBUV/m) – Limit (dBUV/m).</div></div>					Freq. MHz	Emission level dBUV/m	Limit dBUV/m	Margin dB	SA reading dBUV	Factor dB/m	Remark	ANT High cm	Turn Table deg	1	4000.00	50.83	54.00	-3.17	53.07	-2.24	Average	288	134	2	4000.00	55.64	74.00	-18.36	57.88	-2.24	Peak	288	134	3	12810.00	42.93	68.20	-25.27	36.68	6.25	Average	100	176	4	12810.00	56.77	88.20	-31.43	50.52	6.25	Peak	100	176	5	19215.00	40.15	54.00	-13.85	39.18	0.97	Average	100	119	6	19215.00	54.62	74.00	-19.38	53.65	0.97	Peak	100	119
	Freq. MHz	Emission level dBUV/m	Limit dBUV/m	Margin dB	SA reading dBUV	Factor dB/m	Remark	ANT High cm	Turn Table deg																																																																
1	4000.00	50.83	54.00	-3.17	53.07	-2.24	Average	288	134																																																																
2	4000.00	55.64	74.00	-18.36	57.88	-2.24	Peak	288	134																																																																
3	12810.00	42.93	68.20	-25.27	36.68	6.25	Average	100	176																																																																
4	12810.00	56.77	88.20	-31.43	50.52	6.25	Peak	100	176																																																																
5	19215.00	40.15	54.00	-13.85	39.18	0.97	Average	100	119																																																																
6	19215.00	54.62	74.00	-19.38	53.65	0.97	Peak	100	119																																																																



Modulation	ax HE40-OFDMA	Test Freq. (MHz)	6405																																																																					
Polarization	Vertical																																																																							
Test By :Paul Lin Temperature(°C):25 Humidity(%):62																																																																								
<div><table><thead><tr><th>Freq. MHz</th><th>Emission level dBUV/m</th><th>Limit dBUV/m</th><th>Margin dB</th><th>SA reading dBUV</th><th>Factor dB/m</th><th>Remark</th><th>ANT High cm</th><th>Turn Table deg</th></tr></thead><tbody><tr><td>1</td><td>4000.00</td><td>44.61</td><td>54.00</td><td>-9.39</td><td>46.85</td><td>-2.24</td><td>Average</td><td>307</td><td>208</td></tr><tr><td>2</td><td>4000.00</td><td>51.65</td><td>74.00</td><td>-22.35</td><td>53.89</td><td>-2.24</td><td>Peak</td><td>307</td><td>208</td></tr><tr><td>3</td><td>12810.00</td><td>42.88</td><td>68.20</td><td>-25.32</td><td>36.63</td><td>6.25</td><td>Average</td><td>100</td><td>203</td></tr><tr><td>4</td><td>12810.00</td><td>56.94</td><td>88.20</td><td>-31.26</td><td>50.69</td><td>6.25</td><td>Peak</td><td>100</td><td>203</td></tr><tr><td>5</td><td>19215.00</td><td>40.08</td><td>54.00</td><td>-13.92</td><td>39.11</td><td>0.97</td><td>Average</td><td>100</td><td>85</td></tr><tr><td>6</td><td>19215.00</td><td>54.39</td><td>74.00</td><td>-19.61</td><td>53.42</td><td>0.97</td><td>Peak</td><td>100</td><td>85</td></tr></tbody></table></div>				Freq. MHz	Emission level dBUV/m	Limit dBUV/m	Margin dB	SA reading dBUV	Factor dB/m	Remark	ANT High cm	Turn Table deg	1	4000.00	44.61	54.00	-9.39	46.85	-2.24	Average	307	208	2	4000.00	51.65	74.00	-22.35	53.89	-2.24	Peak	307	208	3	12810.00	42.88	68.20	-25.32	36.63	6.25	Average	100	203	4	12810.00	56.94	88.20	-31.26	50.69	6.25	Peak	100	203	5	19215.00	40.08	54.00	-13.92	39.11	0.97	Average	100	85	6	19215.00	54.39	74.00	-19.61	53.42	0.97	Peak	100	85
Freq. MHz	Emission level dBUV/m	Limit dBUV/m	Margin dB	SA reading dBUV	Factor dB/m	Remark	ANT High cm	Turn Table deg																																																																
1	4000.00	44.61	54.00	-9.39	46.85	-2.24	Average	307	208																																																															
2	4000.00	51.65	74.00	-22.35	53.89	-2.24	Peak	307	208																																																															
3	12810.00	42.88	68.20	-25.32	36.63	6.25	Average	100	203																																																															
4	12810.00	56.94	88.20	-31.26	50.69	6.25	Peak	100	203																																																															
5	19215.00	40.08	54.00	-13.92	39.11	0.97	Average	100	85																																																															
6	19215.00	54.39	74.00	-19.61	53.42	0.97	Peak	100	85																																																															
Note 1: Emission Level (dBUV/m) = SA Reading (dBUV) + Factor* (dB/m) *Factor includes antenna factor , cable loss and amplifier gain Note 2: Margin (dB) = Emission level (dBUV/m) – Limit (dBUV/m).																																																																								



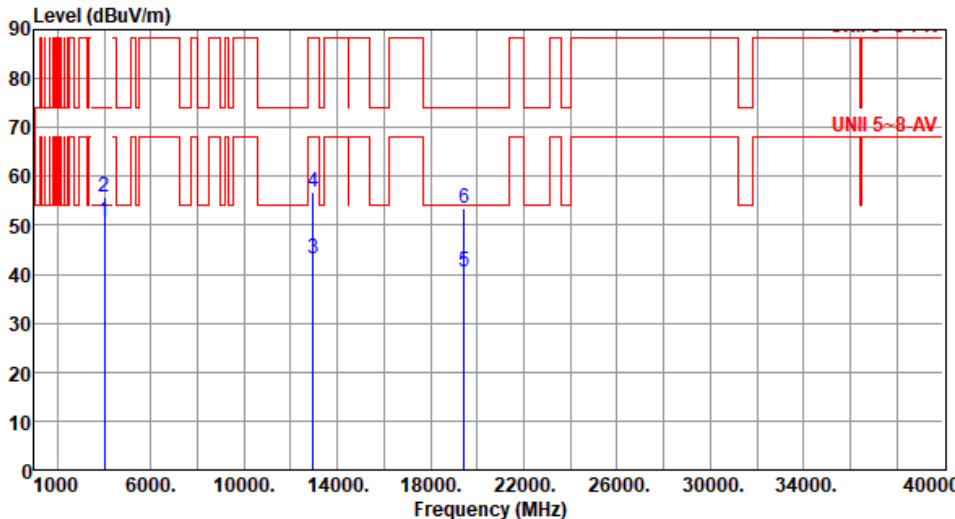
Modulation	ax HE40-OFDMA	Test Freq. (MHz)	6445						
Polarization	Horizontal								
Test By :Paul Lin Temperature(°C):25 Humidity(%):62									
<div><div><div>Level (dBuV/m)</div><div></div><div>Frequency (MHz)</div></div></div>									
	Freq. MHz	Emission level dBuV/m	Limit dBuV/m	Margin dB	SA reading dBuV	Factor dB/m	Remark	ANT High cm	Turn Table deg
1	4000.00	50.86	54.00	-3.14	53.10	-2.24	Average	288	139
2	4000.00	55.76	74.00	-18.24	58.00	-2.24	Peak	288	139
3	12890.00	43.37	68.20	-24.83	36.99	6.38	Average	100	245
4	12890.00	56.81	88.20	-31.39	50.43	6.38	Peak	100	245
5	19335.00	40.38	54.00	-13.62	39.35	1.03	Average	100	168
6	19335.00	54.38	74.00	-19.62	53.35	1.03	Peak	100	168

Note 1: Emission Level (dBuV/m) = SA Reading (dBuV) + Factor* (dB/m)
*Factor includes antenna factor , cable loss and amplifier gain
Note 2: Margin (dB) = Emission level (dBuV/m) – Limit (dBuV/m).



Modulation	ax HE40-OFDMA	Test Freq. (MHz)	6445																																																																						
Polarization	Vertical																																																																								
Test By :Paul Lin Temperature(°C):25 Humidity(%):62																																																																									
<div><table><tr><th></th><th>Freq. MHz</th><th>Emission level dBUV/m</th><th>Limit dBUV/m</th><th>Margin dB</th><th>SA reading dBUV</th><th>Factor dB/m</th><th>Remark</th><th>ANT High cm</th><th>Turn Table deg</th></tr><tr><td>1</td><td>4000.00</td><td>44.75</td><td>54.00</td><td>-9.25</td><td>46.99</td><td>-2.24</td><td>Average</td><td>302</td><td>206</td></tr><tr><td>2</td><td>4000.00</td><td>51.92</td><td>74.00</td><td>-22.08</td><td>54.16</td><td>-2.24</td><td>Peak</td><td>302</td><td>206</td></tr><tr><td>3</td><td>12890.00</td><td>43.35</td><td>68.20</td><td>-24.85</td><td>36.97</td><td>6.38</td><td>Average</td><td>100</td><td>157</td></tr><tr><td>4</td><td>12890.00</td><td>56.74</td><td>88.20</td><td>-31.46</td><td>50.36</td><td>6.38</td><td>Peak</td><td>100</td><td>157</td></tr><tr><td>5</td><td>19335.00</td><td>40.83</td><td>54.00</td><td>-13.17</td><td>39.80</td><td>1.03</td><td>Average</td><td>100</td><td>112</td></tr><tr><td>6</td><td>19335.00</td><td>54.63</td><td>74.00</td><td>-19.37</td><td>53.60</td><td>1.03</td><td>Peak</td><td>100</td><td>112</td></tr></table></div>					Freq. MHz	Emission level dBUV/m	Limit dBUV/m	Margin dB	SA reading dBUV	Factor dB/m	Remark	ANT High cm	Turn Table deg	1	4000.00	44.75	54.00	-9.25	46.99	-2.24	Average	302	206	2	4000.00	51.92	74.00	-22.08	54.16	-2.24	Peak	302	206	3	12890.00	43.35	68.20	-24.85	36.97	6.38	Average	100	157	4	12890.00	56.74	88.20	-31.46	50.36	6.38	Peak	100	157	5	19335.00	40.83	54.00	-13.17	39.80	1.03	Average	100	112	6	19335.00	54.63	74.00	-19.37	53.60	1.03	Peak	100	112
	Freq. MHz	Emission level dBUV/m	Limit dBUV/m	Margin dB	SA reading dBUV	Factor dB/m	Remark	ANT High cm	Turn Table deg																																																																
1	4000.00	44.75	54.00	-9.25	46.99	-2.24	Average	302	206																																																																
2	4000.00	51.92	74.00	-22.08	54.16	-2.24	Peak	302	206																																																																
3	12890.00	43.35	68.20	-24.85	36.97	6.38	Average	100	157																																																																
4	12890.00	56.74	88.20	-31.46	50.36	6.38	Peak	100	157																																																																
5	19335.00	40.83	54.00	-13.17	39.80	1.03	Average	100	112																																																																
6	19335.00	54.63	74.00	-19.37	53.60	1.03	Peak	100	112																																																																
Note 1: Emission Level (dBUV/m) = SA Reading (dBUV) + Factor* (dB/m) *Factor includes antenna factor , cable loss and amplifier gain Note 2: Margin (dB) = Emission level (dBUV/m) – Limit (dBUV/m).																																																																									

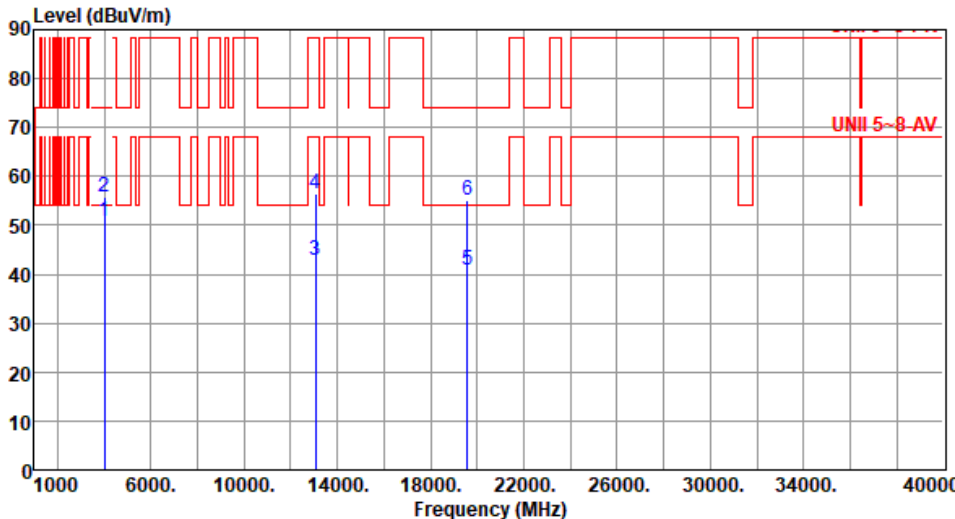


Modulation	ax HE40-OFDMA	Test Freq. (MHz)	6485																																																																						
Polarization	Horizontal																																																																								
Test By :Paul Lin Temperature(°C):25 Humidity(%):62																																																																									
<div><div><div>Level (dBUV/m)</div><div></div><div>Frequency (MHz)</div></div><table><tr><th></th><th>Freq. MHz</th><th>Emission level dBUV/m</th><th>Limit dBUV/m</th><th>Margin dB</th><th>SA reading dBUV</th><th>Factor dB/m</th><th>Remark</th><th>ANT High cm</th><th>Turn Table deg</th></tr><tr><td>1</td><td>4000.00</td><td>50.83</td><td>54.00</td><td>-3.17</td><td>53.07</td><td>-2.24</td><td>Average</td><td>287</td><td>135</td></tr><tr><td>2</td><td>4000.00</td><td>55.82</td><td>74.00</td><td>-18.18</td><td>58.06</td><td>-2.24</td><td>Peak</td><td>287</td><td>135</td></tr><tr><td>3</td><td>12970.00</td><td>43.14</td><td>68.20</td><td>-25.06</td><td>36.71</td><td>6.43</td><td>Average</td><td>100</td><td>225</td></tr><tr><td>4</td><td>12970.00</td><td>56.89</td><td>88.20</td><td>-31.31</td><td>50.46</td><td>6.43</td><td>Peak</td><td>100</td><td>225</td></tr><tr><td>5</td><td>19455.00</td><td>40.58</td><td>54.00</td><td>-13.42</td><td>39.43</td><td>1.15</td><td>Average</td><td>100</td><td>89</td></tr><tr><td>6</td><td>19455.00</td><td>53.56</td><td>74.00</td><td>-20.44</td><td>52.41</td><td>1.15</td><td>Peak</td><td>100</td><td>89</td></tr></table></div>					Freq. MHz	Emission level dBUV/m	Limit dBUV/m	Margin dB	SA reading dBUV	Factor dB/m	Remark	ANT High cm	Turn Table deg	1	4000.00	50.83	54.00	-3.17	53.07	-2.24	Average	287	135	2	4000.00	55.82	74.00	-18.18	58.06	-2.24	Peak	287	135	3	12970.00	43.14	68.20	-25.06	36.71	6.43	Average	100	225	4	12970.00	56.89	88.20	-31.31	50.46	6.43	Peak	100	225	5	19455.00	40.58	54.00	-13.42	39.43	1.15	Average	100	89	6	19455.00	53.56	74.00	-20.44	52.41	1.15	Peak	100	89
	Freq. MHz	Emission level dBUV/m	Limit dBUV/m	Margin dB	SA reading dBUV	Factor dB/m	Remark	ANT High cm	Turn Table deg																																																																
1	4000.00	50.83	54.00	-3.17	53.07	-2.24	Average	287	135																																																																
2	4000.00	55.82	74.00	-18.18	58.06	-2.24	Peak	287	135																																																																
3	12970.00	43.14	68.20	-25.06	36.71	6.43	Average	100	225																																																																
4	12970.00	56.89	88.20	-31.31	50.46	6.43	Peak	100	225																																																																
5	19455.00	40.58	54.00	-13.42	39.43	1.15	Average	100	89																																																																
6	19455.00	53.56	74.00	-20.44	52.41	1.15	Peak	100	89																																																																
Note 1: Emission Level (dBUV/m) = SA Reading (dBUV) + Factor* (dB/m) *Factor includes antenna factor , cable loss and amplifier gain Note 2: Margin (dB) = Emission level (dBUV/m) – Limit (dBUV/m).																																																																									

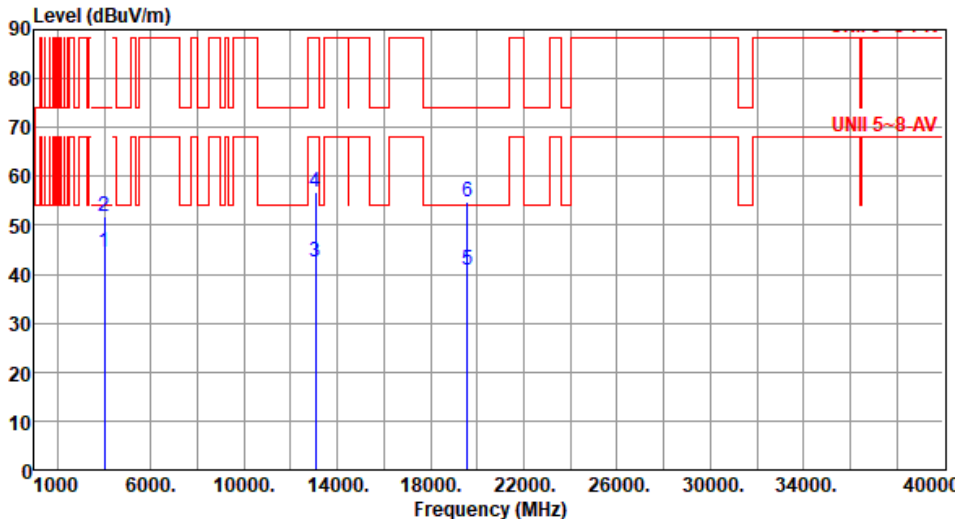


Modulation	ax HE40-OFDMA	Test Freq. (MHz)	6485																																																																						
Polarization	Vertical																																																																								
Test By :Paul Lin Temperature(°C):25 Humidity(%):62																																																																									
<div><table><tr><th></th><th>Freq. MHz</th><th>Emission level dBUV/m</th><th>Limit dBUV/m</th><th>Margin dB</th><th>SA reading dBUV</th><th>Factor dB/m</th><th>Remark</th><th>ANT High cm</th><th>Turn Table deg</th></tr><tr><td>1</td><td>4000.00</td><td>44.62</td><td>54.00</td><td>-9.38</td><td>46.86</td><td>-2.24</td><td>Average</td><td>305</td><td>205</td></tr><tr><td>2</td><td>4000.00</td><td>51.83</td><td>74.00</td><td>-22.17</td><td>54.07</td><td>-2.24</td><td>Peak</td><td>305</td><td>205</td></tr><tr><td>3</td><td>12970.00</td><td>43.15</td><td>68.20</td><td>-25.05</td><td>36.72</td><td>6.43</td><td>Average</td><td>100</td><td>175</td></tr><tr><td>4</td><td>12970.00</td><td>56.72</td><td>88.20</td><td>-31.48</td><td>50.29</td><td>6.43</td><td>Peak</td><td>100</td><td>175</td></tr><tr><td>5</td><td>19455.00</td><td>41.51</td><td>54.00</td><td>-12.49</td><td>40.36</td><td>1.15</td><td>Average</td><td>100</td><td>115</td></tr><tr><td>6</td><td>19455.00</td><td>53.59</td><td>74.00</td><td>-20.41</td><td>52.44</td><td>1.15</td><td>Peak</td><td>100</td><td>115</td></tr></table></div>					Freq. MHz	Emission level dBUV/m	Limit dBUV/m	Margin dB	SA reading dBUV	Factor dB/m	Remark	ANT High cm	Turn Table deg	1	4000.00	44.62	54.00	-9.38	46.86	-2.24	Average	305	205	2	4000.00	51.83	74.00	-22.17	54.07	-2.24	Peak	305	205	3	12970.00	43.15	68.20	-25.05	36.72	6.43	Average	100	175	4	12970.00	56.72	88.20	-31.48	50.29	6.43	Peak	100	175	5	19455.00	41.51	54.00	-12.49	40.36	1.15	Average	100	115	6	19455.00	53.59	74.00	-20.41	52.44	1.15	Peak	100	115
	Freq. MHz	Emission level dBUV/m	Limit dBUV/m	Margin dB	SA reading dBUV	Factor dB/m	Remark	ANT High cm	Turn Table deg																																																																
1	4000.00	44.62	54.00	-9.38	46.86	-2.24	Average	305	205																																																																
2	4000.00	51.83	74.00	-22.17	54.07	-2.24	Peak	305	205																																																																
3	12970.00	43.15	68.20	-25.05	36.72	6.43	Average	100	175																																																																
4	12970.00	56.72	88.20	-31.48	50.29	6.43	Peak	100	175																																																																
5	19455.00	41.51	54.00	-12.49	40.36	1.15	Average	100	115																																																																
6	19455.00	53.59	74.00	-20.41	52.44	1.15	Peak	100	115																																																																
Note 1: Emission Level (dBUV/m) = SA Reading (dBUV) + Factor* (dB/m) *Factor includes antenna factor , cable loss and amplifier gain Note 2: Margin (dB) = Emission level (dBUV/m) – Limit (dBUV/m).																																																																									

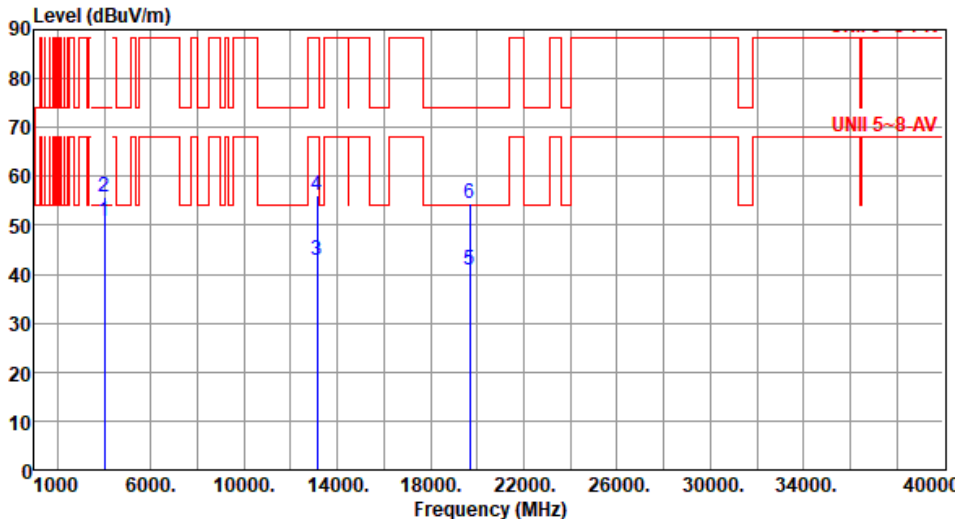


Modulation	ax HE40-OFDMA	Test Freq. (MHz)	6525																																																																						
Polarization	Horizontal																																																																								
Test By :Paul Lin Temperature(°C):25 Humidity(%):62																																																																									
<div><div><div>Level (dBUV/m)</div><div></div><div>Frequency (MHz)</div></div></div> <table><tr><th></th><th>Freq. MHz</th><th>Emission level dBUV/m</th><th>Limit dBUV/m</th><th>Margin dB</th><th>SA reading dBUV</th><th>Factor dB/m</th><th>Remark</th><th>ANT High cm</th><th>Turn Table deg</th></tr><tr><td>1</td><td>4000.00</td><td>50.91</td><td>54.00</td><td>-3.09</td><td>53.15</td><td>-2.24</td><td>Average</td><td>289</td><td>131</td></tr><tr><td>2</td><td>4000.00</td><td>55.83</td><td>74.00</td><td>-18.17</td><td>58.07</td><td>-2.24</td><td>Peak</td><td>289</td><td>131</td></tr><tr><td>3</td><td>13050.00</td><td>42.76</td><td>68.20</td><td>-25.44</td><td>36.59</td><td>6.17</td><td>Average</td><td>100</td><td>185</td></tr><tr><td>4</td><td>13050.00</td><td>56.34</td><td>88.20</td><td>-31.86</td><td>50.17</td><td>6.17</td><td>Peak</td><td>100</td><td>185</td></tr><tr><td>5</td><td>19575.00</td><td>41.01</td><td>54.00</td><td>-12.99</td><td>39.80</td><td>1.21</td><td>Average</td><td>100</td><td>242</td></tr><tr><td>6</td><td>19575.00</td><td>55.13</td><td>74.00</td><td>-18.87</td><td>53.92</td><td>1.21</td><td>Peak</td><td>100</td><td>242</td></tr></table>					Freq. MHz	Emission level dBUV/m	Limit dBUV/m	Margin dB	SA reading dBUV	Factor dB/m	Remark	ANT High cm	Turn Table deg	1	4000.00	50.91	54.00	-3.09	53.15	-2.24	Average	289	131	2	4000.00	55.83	74.00	-18.17	58.07	-2.24	Peak	289	131	3	13050.00	42.76	68.20	-25.44	36.59	6.17	Average	100	185	4	13050.00	56.34	88.20	-31.86	50.17	6.17	Peak	100	185	5	19575.00	41.01	54.00	-12.99	39.80	1.21	Average	100	242	6	19575.00	55.13	74.00	-18.87	53.92	1.21	Peak	100	242
	Freq. MHz	Emission level dBUV/m	Limit dBUV/m	Margin dB	SA reading dBUV	Factor dB/m	Remark	ANT High cm	Turn Table deg																																																																
1	4000.00	50.91	54.00	-3.09	53.15	-2.24	Average	289	131																																																																
2	4000.00	55.83	74.00	-18.17	58.07	-2.24	Peak	289	131																																																																
3	13050.00	42.76	68.20	-25.44	36.59	6.17	Average	100	185																																																																
4	13050.00	56.34	88.20	-31.86	50.17	6.17	Peak	100	185																																																																
5	19575.00	41.01	54.00	-12.99	39.80	1.21	Average	100	242																																																																
6	19575.00	55.13	74.00	-18.87	53.92	1.21	Peak	100	242																																																																
Note 1: Emission Level (dBUV/m) = SA Reading (dBUV) + Factor* (dB/m) *Factor includes antenna factor , cable loss and amplifier gain Note 2: Margin (dB) = Emission level (dBUV/m) – Limit (dBUV/m).																																																																									

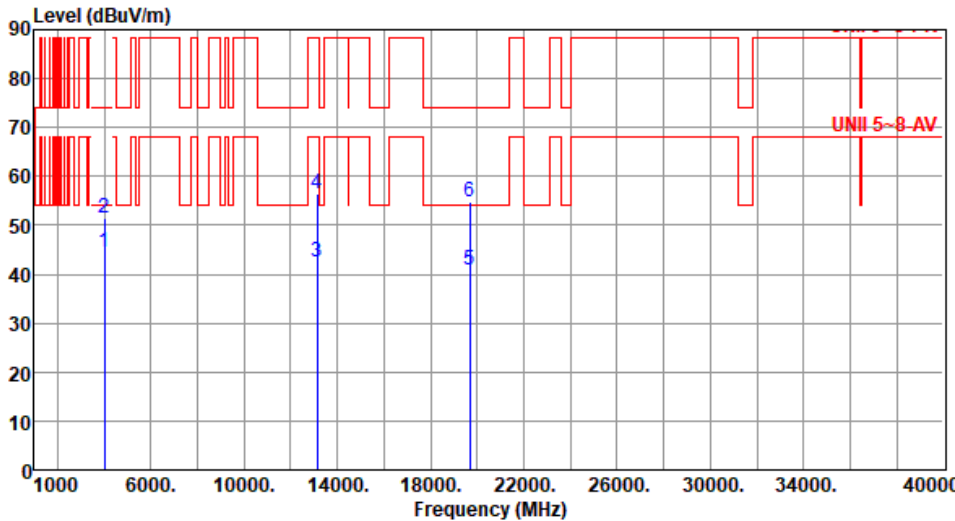


Modulation	ax HE40-OFDMA	Test Freq. (MHz)	6525																																																																						
Polarization	Vertical																																																																								
Test By :Paul Lin Temperature(°C):25 Humidity(%):62																																																																									
<div></div> <table><tr><th></th><th>Freq. MHz</th><th>Emission level dBuV/m</th><th>Limit dBuV/m</th><th>Margin dB</th><th>SA reading dBuV</th><th>Factor dB/m</th><th>Remark</th><th>ANT High cm</th><th>Turn Table deg</th></tr><tr><td>1</td><td>4000.00</td><td>44.60</td><td>54.00</td><td>-9.40</td><td>46.84</td><td>-2.24</td><td>Average</td><td>308</td><td>207</td></tr><tr><td>2</td><td>4000.00</td><td>51.72</td><td>74.00</td><td>-22.28</td><td>53.96</td><td>-2.24</td><td>Peak</td><td>308</td><td>207</td></tr><tr><td>3</td><td>13050.00</td><td>42.58</td><td>68.20</td><td>-25.62</td><td>36.41</td><td>6.17</td><td>Average</td><td>100</td><td>182</td></tr><tr><td>4</td><td>13050.00</td><td>56.93</td><td>88.20</td><td>-31.27</td><td>50.76</td><td>6.17</td><td>Peak</td><td>100</td><td>182</td></tr><tr><td>5</td><td>19575.00</td><td>40.82</td><td>54.00</td><td>-13.18</td><td>39.61</td><td>1.21</td><td>Average</td><td>100</td><td>134</td></tr><tr><td>6</td><td>19575.00</td><td>54.87</td><td>74.00</td><td>-19.13</td><td>53.66</td><td>1.21</td><td>Peak</td><td>100</td><td>134</td></tr></table>					Freq. MHz	Emission level dBuV/m	Limit dBuV/m	Margin dB	SA reading dBuV	Factor dB/m	Remark	ANT High cm	Turn Table deg	1	4000.00	44.60	54.00	-9.40	46.84	-2.24	Average	308	207	2	4000.00	51.72	74.00	-22.28	53.96	-2.24	Peak	308	207	3	13050.00	42.58	68.20	-25.62	36.41	6.17	Average	100	182	4	13050.00	56.93	88.20	-31.27	50.76	6.17	Peak	100	182	5	19575.00	40.82	54.00	-13.18	39.61	1.21	Average	100	134	6	19575.00	54.87	74.00	-19.13	53.66	1.21	Peak	100	134
	Freq. MHz	Emission level dBuV/m	Limit dBuV/m	Margin dB	SA reading dBuV	Factor dB/m	Remark	ANT High cm	Turn Table deg																																																																
1	4000.00	44.60	54.00	-9.40	46.84	-2.24	Average	308	207																																																																
2	4000.00	51.72	74.00	-22.28	53.96	-2.24	Peak	308	207																																																																
3	13050.00	42.58	68.20	-25.62	36.41	6.17	Average	100	182																																																																
4	13050.00	56.93	88.20	-31.27	50.76	6.17	Peak	100	182																																																																
5	19575.00	40.82	54.00	-13.18	39.61	1.21	Average	100	134																																																																
6	19575.00	54.87	74.00	-19.13	53.66	1.21	Peak	100	134																																																																
Note 1: Emission Level (dBuV/m) = SA Reading (dBuV) + Factor* (dB/m) *Factor includes antenna factor , cable loss and amplifier gain Note 2: Margin (dB) = Emission level (dBuV/m) – Limit (dBuV/m).																																																																									

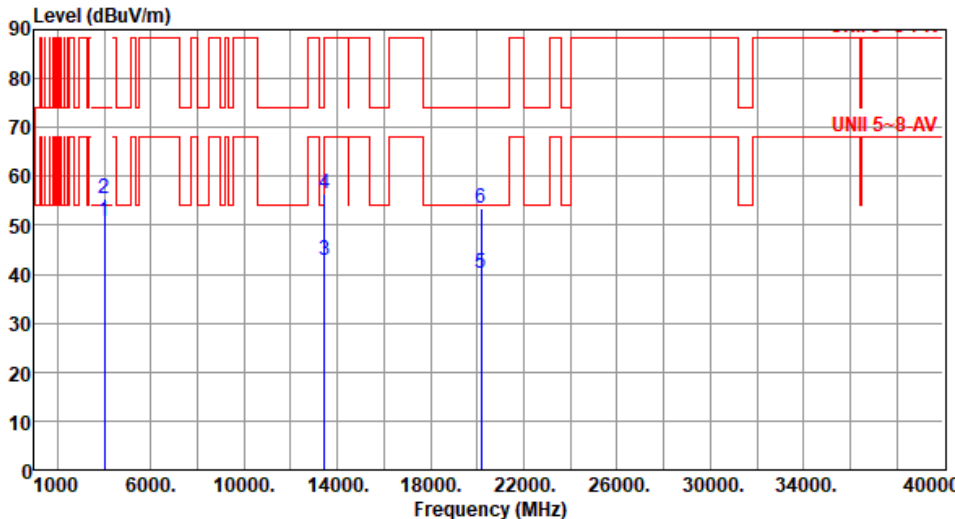


Modulation	ax HE40-OFDMA	Test Freq. (MHz)	6565																																																																						
Polarization	Horizontal																																																																								
Test By :Paul Lin Temperature(°C):25 Humidity(%):62																																																																									
<div><div><div>Level (dBUV/m)</div><div></div><div>Frequency (MHz)</div></div></div> <table><tr><th></th><th>Freq. MHz</th><th>Emission level dBUV/m</th><th>Limit dBUV/m</th><th>Margin dB</th><th>SA reading dBUV</th><th>Factor dB/m</th><th>Remark</th><th>ANT High cm</th><th>Turn Table deg</th></tr><tr><td>1</td><td>4000.00</td><td>50.82</td><td>54.00</td><td>-3.18</td><td>53.06</td><td>-2.24</td><td>Average</td><td>288</td><td>132</td></tr><tr><td>2</td><td>4000.00</td><td>55.83</td><td>74.00</td><td>-18.17</td><td>58.07</td><td>-2.24</td><td>Peak</td><td>288</td><td>132</td></tr><tr><td>3</td><td>13130.00</td><td>42.83</td><td>68.20</td><td>-25.37</td><td>36.92</td><td>5.91</td><td>Average</td><td>100</td><td>201</td></tr><tr><td>4</td><td>13130.00</td><td>55.96</td><td>88.20</td><td>-32.24</td><td>50.05</td><td>5.91</td><td>Peak</td><td>100</td><td>201</td></tr><tr><td>5</td><td>19695.00</td><td>40.83</td><td>54.00</td><td>-13.17</td><td>39.57</td><td>1.26</td><td>Average</td><td>100</td><td>147</td></tr><tr><td>6</td><td>19695.00</td><td>54.59</td><td>74.00</td><td>-19.41</td><td>53.33</td><td>1.26</td><td>Peak</td><td>100</td><td>147</td></tr></table>					Freq. MHz	Emission level dBUV/m	Limit dBUV/m	Margin dB	SA reading dBUV	Factor dB/m	Remark	ANT High cm	Turn Table deg	1	4000.00	50.82	54.00	-3.18	53.06	-2.24	Average	288	132	2	4000.00	55.83	74.00	-18.17	58.07	-2.24	Peak	288	132	3	13130.00	42.83	68.20	-25.37	36.92	5.91	Average	100	201	4	13130.00	55.96	88.20	-32.24	50.05	5.91	Peak	100	201	5	19695.00	40.83	54.00	-13.17	39.57	1.26	Average	100	147	6	19695.00	54.59	74.00	-19.41	53.33	1.26	Peak	100	147
	Freq. MHz	Emission level dBUV/m	Limit dBUV/m	Margin dB	SA reading dBUV	Factor dB/m	Remark	ANT High cm	Turn Table deg																																																																
1	4000.00	50.82	54.00	-3.18	53.06	-2.24	Average	288	132																																																																
2	4000.00	55.83	74.00	-18.17	58.07	-2.24	Peak	288	132																																																																
3	13130.00	42.83	68.20	-25.37	36.92	5.91	Average	100	201																																																																
4	13130.00	55.96	88.20	-32.24	50.05	5.91	Peak	100	201																																																																
5	19695.00	40.83	54.00	-13.17	39.57	1.26	Average	100	147																																																																
6	19695.00	54.59	74.00	-19.41	53.33	1.26	Peak	100	147																																																																
Note 1: Emission Level (dBUV/m) = SA Reading (dBUV) + Factor* (dB/m) *Factor includes antenna factor , cable loss and amplifier gain Note 2: Margin (dB) = Emission level (dBUV/m) – Limit (dBUV/m).																																																																									



Modulation	ax HE40-OFDMA	Test Freq. (MHz)	6565
Polarization	Vertical		
Test By :Paul Lin Temperature(°C):25 Humidity(%):62			
<div><div><div>Level (dBuV/m)</div><div></div><div>Freq. Emission Limit Margin SA Factor Remark ANT Turn level reading High Table MHz dBuV/m dBuV/m dB dBuV dB/m cm deg</div><div><div>1</div><div>4000.00</div><div>44.38</div><div>54.00</div><div>-9.62</div><div>46.62</div><div>-2.24</div><div>Average</div><div>307</div><div>202</div></div><div><div>2</div><div>4000.00</div><div>51.63</div><div>74.00</div><div>-22.37</div><div>53.87</div><div>-2.24</div><div>Peak</div><div>307</div><div>202</div></div><div><div>3</div><div>13130.00</div><div>42.45</div><div>68.20</div><div>-25.75</div><div>36.54</div><div>5.91</div><div>Average</div><div>100</div><div>172</div></div><div><div>4</div><div>13130.00</div><div>56.48</div><div>88.20</div><div>-31.72</div><div>50.57</div><div>5.91</div><div>Peak</div><div>100</div><div>172</div></div><div><div>5</div><div>19695.00</div><div>40.92</div><div>54.00</div><div>-13.08</div><div>39.66</div><div>1.26</div><div>Average</div><div>100</div><div>118</div></div><div><div>6</div><div>19695.00</div><div>54.87</div><div>74.00</div><div>-19.13</div><div>53.61</div><div>1.26</div><div>Peak</div><div>100</div><div>118</div></div></div></div>			
Note 1: Emission Level (dBuV/m) = SA Reading (dBuV) + Factor* (dB/m) *Factor includes antenna factor , cable loss and amplifier gain Note 2: Margin (dB) = Emission level (dBuV/m) – Limit (dBuV/m).			



Modulation	ax HE40-OFDMA	Test Freq. (MHz)	6725																																																																						
Polarization	Horizontal																																																																								
Test By :Paul Lin Temperature(°C):25 Humidity(%):62																																																																									
<div><div><div>Level (dBUV/m)</div><div></div><div>Frequency (MHz)</div></div></div> <table><tr><th></th><th>Freq. MHz</th><th>Emission level dBUV/m</th><th>Limit dBUV/m</th><th>Margin dB</th><th>SA reading dBUV</th><th>Factor dB/m</th><th>Remark</th><th>ANT High cm</th><th>Turn Table deg</th></tr><tr><td>1</td><td>4000.00</td><td>50.86</td><td>54.00</td><td>-3.14</td><td>53.10</td><td>-2.24</td><td>Average</td><td>288</td><td>132</td></tr><tr><td>2</td><td>4000.00</td><td>55.56</td><td>74.00</td><td>-18.44</td><td>57.80</td><td>-2.24</td><td>Peak</td><td>288</td><td>132</td></tr><tr><td>3</td><td>13450.00</td><td>42.88</td><td>68.20</td><td>-25.32</td><td>36.74</td><td>6.14</td><td>Average</td><td>100</td><td>149</td></tr><tr><td>4</td><td>13450.00</td><td>56.62</td><td>88.20</td><td>-31.58</td><td>50.48</td><td>6.14</td><td>Peak</td><td>100</td><td>149</td></tr><tr><td>5</td><td>20175.00</td><td>40.23</td><td>54.00</td><td>-13.77</td><td>38.63</td><td>1.60</td><td>Average</td><td>100</td><td>96</td></tr><tr><td>6</td><td>20175.00</td><td>53.34</td><td>74.00</td><td>-20.66</td><td>51.74</td><td>1.60</td><td>Peak</td><td>100</td><td>96</td></tr></table>					Freq. MHz	Emission level dBUV/m	Limit dBUV/m	Margin dB	SA reading dBUV	Factor dB/m	Remark	ANT High cm	Turn Table deg	1	4000.00	50.86	54.00	-3.14	53.10	-2.24	Average	288	132	2	4000.00	55.56	74.00	-18.44	57.80	-2.24	Peak	288	132	3	13450.00	42.88	68.20	-25.32	36.74	6.14	Average	100	149	4	13450.00	56.62	88.20	-31.58	50.48	6.14	Peak	100	149	5	20175.00	40.23	54.00	-13.77	38.63	1.60	Average	100	96	6	20175.00	53.34	74.00	-20.66	51.74	1.60	Peak	100	96
	Freq. MHz	Emission level dBUV/m	Limit dBUV/m	Margin dB	SA reading dBUV	Factor dB/m	Remark	ANT High cm	Turn Table deg																																																																
1	4000.00	50.86	54.00	-3.14	53.10	-2.24	Average	288	132																																																																
2	4000.00	55.56	74.00	-18.44	57.80	-2.24	Peak	288	132																																																																
3	13450.00	42.88	68.20	-25.32	36.74	6.14	Average	100	149																																																																
4	13450.00	56.62	88.20	-31.58	50.48	6.14	Peak	100	149																																																																
5	20175.00	40.23	54.00	-13.77	38.63	1.60	Average	100	96																																																																
6	20175.00	53.34	74.00	-20.66	51.74	1.60	Peak	100	96																																																																
Note 1: Emission Level (dBUV/m) = SA Reading (dBUV) + Factor* (dB/m) *Factor includes antenna factor , cable loss and amplifier gain Note 2: Margin (dB) = Emission level (dBUV/m) – Limit (dBUV/m).																																																																									



Modulation	ax HE40-OFDMA	Test Freq. (MHz)	6725																																																																						
Polarization	Vertical																																																																								
Test By :Paul Lin Temperature(°C):25 Humidity(%):62																																																																									
<div><table><tr><th></th><th>Freq. MHz</th><th>Emission level dBUV/m</th><th>Limit dBUV/m</th><th>Margin dB</th><th>SA reading dBUV</th><th>Factor dB/m</th><th>Remark</th><th>ANT High cm</th><th>Turn Table deg</th></tr><tr><td>1</td><td>4000.00</td><td>44.49</td><td>54.00</td><td>-9.51</td><td>46.73</td><td>-2.24</td><td>Average</td><td>305</td><td>207</td></tr><tr><td>2</td><td>4000.00</td><td>51.63</td><td>74.00</td><td>-22.37</td><td>53.87</td><td>-2.24</td><td>Peak</td><td>305</td><td>207</td></tr><tr><td>3</td><td>13450.00</td><td>42.98</td><td>68.20</td><td>-25.22</td><td>36.84</td><td>6.14</td><td>Average</td><td>100</td><td>125</td></tr><tr><td>4</td><td>13450.00</td><td>57.26</td><td>88.20</td><td>-30.94</td><td>51.12</td><td>6.14</td><td>Peak</td><td>100</td><td>125</td></tr><tr><td>5</td><td>20175.00</td><td>39.86</td><td>54.00</td><td>-14.14</td><td>38.26</td><td>1.60</td><td>Average</td><td>100</td><td>84</td></tr><tr><td>6</td><td>20175.00</td><td>53.41</td><td>74.00</td><td>-20.59</td><td>51.81</td><td>1.60</td><td>Peak</td><td>100</td><td>84</td></tr></table></div>					Freq. MHz	Emission level dBUV/m	Limit dBUV/m	Margin dB	SA reading dBUV	Factor dB/m	Remark	ANT High cm	Turn Table deg	1	4000.00	44.49	54.00	-9.51	46.73	-2.24	Average	305	207	2	4000.00	51.63	74.00	-22.37	53.87	-2.24	Peak	305	207	3	13450.00	42.98	68.20	-25.22	36.84	6.14	Average	100	125	4	13450.00	57.26	88.20	-30.94	51.12	6.14	Peak	100	125	5	20175.00	39.86	54.00	-14.14	38.26	1.60	Average	100	84	6	20175.00	53.41	74.00	-20.59	51.81	1.60	Peak	100	84
	Freq. MHz	Emission level dBUV/m	Limit dBUV/m	Margin dB	SA reading dBUV	Factor dB/m	Remark	ANT High cm	Turn Table deg																																																																
1	4000.00	44.49	54.00	-9.51	46.73	-2.24	Average	305	207																																																																
2	4000.00	51.63	74.00	-22.37	53.87	-2.24	Peak	305	207																																																																
3	13450.00	42.98	68.20	-25.22	36.84	6.14	Average	100	125																																																																
4	13450.00	57.26	88.20	-30.94	51.12	6.14	Peak	100	125																																																																
5	20175.00	39.86	54.00	-14.14	38.26	1.60	Average	100	84																																																																
6	20175.00	53.41	74.00	-20.59	51.81	1.60	Peak	100	84																																																																
Note 1: Emission Level (dBUV/m) = SA Reading (dBUV) + Factor* (dB/m) *Factor includes antenna factor , cable loss and amplifier gain Note 2: Margin (dB) = Emission level (dBUV/m) – Limit (dBUV/m).																																																																									

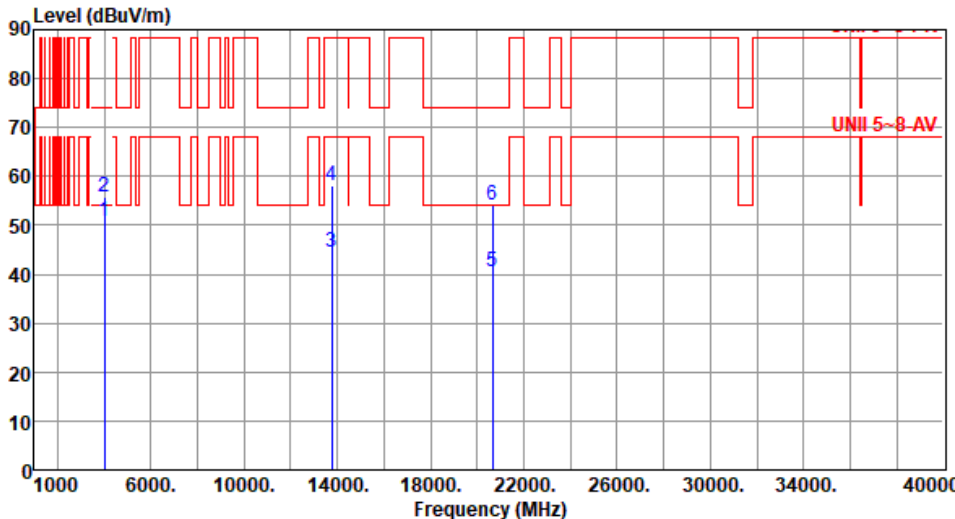


Modulation	ax HE40-OFDMA	Test Freq. (MHz)	6845																																																																						
Polarization	Horizontal																																																																								
Test By :Paul Lin Temperature(°C):25 Humidity(%):62																																																																									
<div><div><div>Level (dBUV/m)</div><div><div>UNII 5-8-AV</div></div><div>Frequency (MHz)</div></div></div> <table><tr><th></th><th>Freq. MHz</th><th>Emission level dBUV/m</th><th>Limit dBUV/m</th><th>Margin dB</th><th>SA reading dBUV</th><th>Factor dB/m</th><th>Remark</th><th>ANT High cm</th><th>Turn Table deg</th></tr><tr><td>1</td><td>4000.00</td><td>50.93</td><td>54.00</td><td>-3.07</td><td>53.17</td><td>-2.24</td><td>Average</td><td>289</td><td>133</td></tr><tr><td>2</td><td>4000.00</td><td>55.86</td><td>74.00</td><td>-18.14</td><td>58.10</td><td>-2.24</td><td>Peak</td><td>289</td><td>133</td></tr><tr><td>3</td><td>13690.00</td><td>43.98</td><td>68.20</td><td>-24.22</td><td>37.80</td><td>6.18</td><td>Average</td><td>100</td><td>207</td></tr><tr><td>4</td><td>13690.00</td><td>57.46</td><td>88.20</td><td>-30.74</td><td>51.28</td><td>6.18</td><td>Peak</td><td>100</td><td>207</td></tr><tr><td>5</td><td>20535.00</td><td>40.11</td><td>54.00</td><td>-13.89</td><td>38.00</td><td>2.11</td><td>Average</td><td>100</td><td>158</td></tr><tr><td>6</td><td>20535.00</td><td>54.02</td><td>74.00</td><td>-19.98</td><td>51.91</td><td>2.11</td><td>Peak</td><td>100</td><td>158</td></tr></table>					Freq. MHz	Emission level dBUV/m	Limit dBUV/m	Margin dB	SA reading dBUV	Factor dB/m	Remark	ANT High cm	Turn Table deg	1	4000.00	50.93	54.00	-3.07	53.17	-2.24	Average	289	133	2	4000.00	55.86	74.00	-18.14	58.10	-2.24	Peak	289	133	3	13690.00	43.98	68.20	-24.22	37.80	6.18	Average	100	207	4	13690.00	57.46	88.20	-30.74	51.28	6.18	Peak	100	207	5	20535.00	40.11	54.00	-13.89	38.00	2.11	Average	100	158	6	20535.00	54.02	74.00	-19.98	51.91	2.11	Peak	100	158
	Freq. MHz	Emission level dBUV/m	Limit dBUV/m	Margin dB	SA reading dBUV	Factor dB/m	Remark	ANT High cm	Turn Table deg																																																																
1	4000.00	50.93	54.00	-3.07	53.17	-2.24	Average	289	133																																																																
2	4000.00	55.86	74.00	-18.14	58.10	-2.24	Peak	289	133																																																																
3	13690.00	43.98	68.20	-24.22	37.80	6.18	Average	100	207																																																																
4	13690.00	57.46	88.20	-30.74	51.28	6.18	Peak	100	207																																																																
5	20535.00	40.11	54.00	-13.89	38.00	2.11	Average	100	158																																																																
6	20535.00	54.02	74.00	-19.98	51.91	2.11	Peak	100	158																																																																
Note 1: Emission Level (dBUV/m) = SA Reading (dBUV) + Factor* (dB/m) *Factor includes antenna factor , cable loss and amplifier gain Note 2: Margin (dB) = Emission level (dBUV/m) – Limit (dBUV/m).																																																																									



Modulation	ax HE40-OFDMA	Test Freq. (MHz)	6845																																																																						
Polarization	Vertical																																																																								
Test By :Paul Lin Temperature(°C):25 Humidity(%):62																																																																									
<div><div><div>Level (dBUV/m)</div><div><div>UNII 5-8-AV</div></div><div>Frequency (MHz)</div></div></div> <table><thead><tr><th></th><th>Freq. MHz</th><th>Emission level dBUV/m</th><th>Limit dBUV/m</th><th>Margin dB</th><th>SA reading dBUV</th><th>Factor dB/m</th><th>Remark</th><th>ANT High cm</th><th>Turn Table deg</th></tr></thead><tbody><tr><td>1</td><td>4000.00</td><td>44.51</td><td>54.00</td><td>-9.49</td><td>46.75</td><td>-2.24</td><td>Average</td><td>303</td><td>208</td></tr><tr><td>2</td><td>4000.00</td><td>51.59</td><td>74.00</td><td>-22.41</td><td>53.83</td><td>-2.24</td><td>Peak</td><td>303</td><td>208</td></tr><tr><td>3</td><td>13690.00</td><td>43.46</td><td>68.20</td><td>-24.74</td><td>37.28</td><td>6.18</td><td>Average</td><td>100</td><td>170</td></tr><tr><td>4</td><td>13690.00</td><td>57.52</td><td>88.20</td><td>-30.68</td><td>51.34</td><td>6.18</td><td>Peak</td><td>100</td><td>170</td></tr><tr><td>5</td><td>20535.00</td><td>40.26</td><td>54.00</td><td>-13.74</td><td>38.15</td><td>2.11</td><td>Average</td><td>100</td><td>205</td></tr><tr><td>6</td><td>20535.00</td><td>53.96</td><td>74.00</td><td>-20.04</td><td>51.85</td><td>2.11</td><td>Peak</td><td>100</td><td>205</td></tr></tbody></table> <div><div>Note 1: Emission Level (dBUV/m) = SA Reading (dBUV) + Factor* (dB/m)</div><div>*Factor includes antenna factor , cable loss and amplifier gain</div><div>Note 2: Margin (dB) = Emission level (dBUV/m) – Limit (dBUV/m).</div></div>					Freq. MHz	Emission level dBUV/m	Limit dBUV/m	Margin dB	SA reading dBUV	Factor dB/m	Remark	ANT High cm	Turn Table deg	1	4000.00	44.51	54.00	-9.49	46.75	-2.24	Average	303	208	2	4000.00	51.59	74.00	-22.41	53.83	-2.24	Peak	303	208	3	13690.00	43.46	68.20	-24.74	37.28	6.18	Average	100	170	4	13690.00	57.52	88.20	-30.68	51.34	6.18	Peak	100	170	5	20535.00	40.26	54.00	-13.74	38.15	2.11	Average	100	205	6	20535.00	53.96	74.00	-20.04	51.85	2.11	Peak	100	205
	Freq. MHz	Emission level dBUV/m	Limit dBUV/m	Margin dB	SA reading dBUV	Factor dB/m	Remark	ANT High cm	Turn Table deg																																																																
1	4000.00	44.51	54.00	-9.49	46.75	-2.24	Average	303	208																																																																
2	4000.00	51.59	74.00	-22.41	53.83	-2.24	Peak	303	208																																																																
3	13690.00	43.46	68.20	-24.74	37.28	6.18	Average	100	170																																																																
4	13690.00	57.52	88.20	-30.68	51.34	6.18	Peak	100	170																																																																
5	20535.00	40.26	54.00	-13.74	38.15	2.11	Average	100	205																																																																
6	20535.00	53.96	74.00	-20.04	51.85	2.11	Peak	100	205																																																																

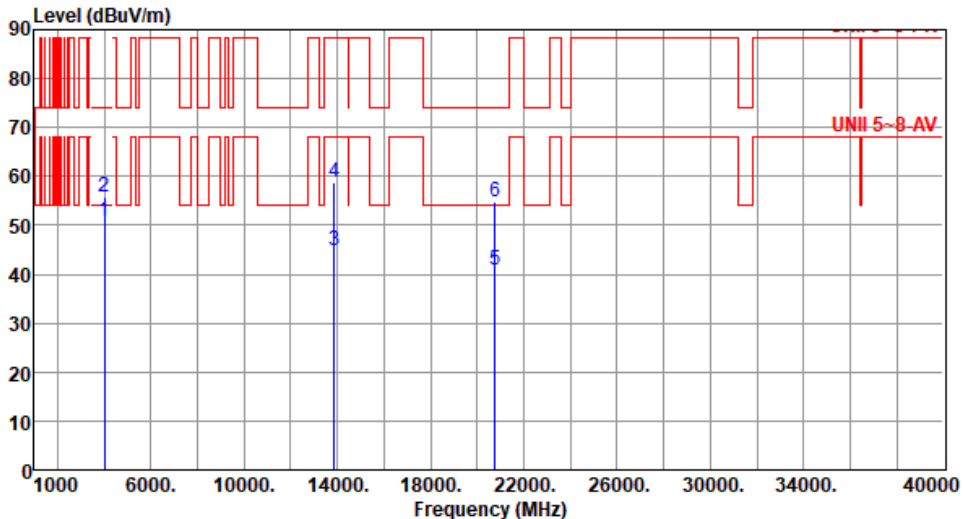


Modulation	ax HE40-OFDMA	Test Freq. (MHz)	6885																																																																						
Polarization	Horizontal																																																																								
Test By :Paul Lin Temperature(°C):25 Humidity(%):62																																																																									
<div><div><div>Level (dBUV/m)</div><div></div></div><table><thead><tr><th></th><th>Freq. MHz</th><th>Emission level dBUV/m</th><th>Limit dBUV/m</th><th>Margin dB</th><th>SA reading dBUV</th><th>Factor dB/m</th><th>Remark</th><th>ANT High cm</th><th>Turn Table deg</th></tr></thead><tbody><tr><td>1</td><td>4000.00</td><td>50.85</td><td>54.00</td><td>-3.15</td><td>53.09</td><td>-2.24</td><td>Average</td><td>286</td><td>132</td></tr><tr><td>2</td><td>4000.00</td><td>55.68</td><td>74.00</td><td>-18.32</td><td>57.92</td><td>-2.24</td><td>Peak</td><td>286</td><td>132</td></tr><tr><td>3</td><td>13770.00</td><td>44.38</td><td>68.20</td><td>-23.82</td><td>38.17</td><td>6.21</td><td>Average</td><td>100</td><td>212</td></tr><tr><td>4</td><td>13770.00</td><td>58.03</td><td>88.20</td><td>-30.17</td><td>51.82</td><td>6.21</td><td>Peak</td><td>100</td><td>212</td></tr><tr><td>5</td><td>20655.00</td><td>40.51</td><td>54.00</td><td>-13.49</td><td>38.24</td><td>2.27</td><td>Average</td><td>100</td><td>168</td></tr><tr><td>6</td><td>20655.00</td><td>54.23</td><td>74.00</td><td>-19.77</td><td>51.96</td><td>2.27</td><td>Peak</td><td>100</td><td>168</td></tr></tbody></table></div>					Freq. MHz	Emission level dBUV/m	Limit dBUV/m	Margin dB	SA reading dBUV	Factor dB/m	Remark	ANT High cm	Turn Table deg	1	4000.00	50.85	54.00	-3.15	53.09	-2.24	Average	286	132	2	4000.00	55.68	74.00	-18.32	57.92	-2.24	Peak	286	132	3	13770.00	44.38	68.20	-23.82	38.17	6.21	Average	100	212	4	13770.00	58.03	88.20	-30.17	51.82	6.21	Peak	100	212	5	20655.00	40.51	54.00	-13.49	38.24	2.27	Average	100	168	6	20655.00	54.23	74.00	-19.77	51.96	2.27	Peak	100	168
	Freq. MHz	Emission level dBUV/m	Limit dBUV/m	Margin dB	SA reading dBUV	Factor dB/m	Remark	ANT High cm	Turn Table deg																																																																
1	4000.00	50.85	54.00	-3.15	53.09	-2.24	Average	286	132																																																																
2	4000.00	55.68	74.00	-18.32	57.92	-2.24	Peak	286	132																																																																
3	13770.00	44.38	68.20	-23.82	38.17	6.21	Average	100	212																																																																
4	13770.00	58.03	88.20	-30.17	51.82	6.21	Peak	100	212																																																																
5	20655.00	40.51	54.00	-13.49	38.24	2.27	Average	100	168																																																																
6	20655.00	54.23	74.00	-19.77	51.96	2.27	Peak	100	168																																																																
<div>Note 1: Emission Level (dBUV/m) = SA Reading (dBUV) + Factor* (dB/m) *Factor includes antenna factor , cable loss and amplifier gain Note 2: Margin (dB) = Emission level (dBUV/m) – Limit (dBUV/m).</div>																																																																									



Modulation	ax HE40-OFDMA	Test Freq. (MHz)	6885																																																																						
Polarization	Vertical																																																																								
Test By :Paul Lin Temperature(°C):25 Humidity(%):62																																																																									
<div><table><tr><th></th><th>Freq. MHz</th><th>Emission level dBUV/m</th><th>Limit dBUV/m</th><th>Margin dB</th><th>SA reading dBUV</th><th>Factor dB/m</th><th>Remark</th><th>ANT High cm</th><th>Turn Table deg</th></tr><tr><td>1</td><td>4000.00</td><td>44.62</td><td>54.00</td><td>-9.38</td><td>46.86</td><td>-2.24</td><td>Average</td><td>305</td><td>204</td></tr><tr><td>2</td><td>4000.00</td><td>51.27</td><td>74.00</td><td>-22.73</td><td>53.51</td><td>-2.24</td><td>Peak</td><td>305</td><td>204</td></tr><tr><td>3</td><td>13770.00</td><td>44.25</td><td>68.20</td><td>-23.95</td><td>38.04</td><td>6.21</td><td>Average</td><td>100</td><td>135</td></tr><tr><td>4</td><td>13770.00</td><td>57.95</td><td>88.20</td><td>-30.25</td><td>51.74</td><td>6.21</td><td>Peak</td><td>100</td><td>135</td></tr><tr><td>5</td><td>20655.00</td><td>40.18</td><td>54.00</td><td>-13.82</td><td>37.91</td><td>2.27</td><td>Average</td><td>100</td><td>197</td></tr><tr><td>6</td><td>20655.00</td><td>54.84</td><td>74.00</td><td>-19.16</td><td>52.57</td><td>2.27</td><td>Peak</td><td>100</td><td>197</td></tr></table></div>					Freq. MHz	Emission level dBUV/m	Limit dBUV/m	Margin dB	SA reading dBUV	Factor dB/m	Remark	ANT High cm	Turn Table deg	1	4000.00	44.62	54.00	-9.38	46.86	-2.24	Average	305	204	2	4000.00	51.27	74.00	-22.73	53.51	-2.24	Peak	305	204	3	13770.00	44.25	68.20	-23.95	38.04	6.21	Average	100	135	4	13770.00	57.95	88.20	-30.25	51.74	6.21	Peak	100	135	5	20655.00	40.18	54.00	-13.82	37.91	2.27	Average	100	197	6	20655.00	54.84	74.00	-19.16	52.57	2.27	Peak	100	197
	Freq. MHz	Emission level dBUV/m	Limit dBUV/m	Margin dB	SA reading dBUV	Factor dB/m	Remark	ANT High cm	Turn Table deg																																																																
1	4000.00	44.62	54.00	-9.38	46.86	-2.24	Average	305	204																																																																
2	4000.00	51.27	74.00	-22.73	53.51	-2.24	Peak	305	204																																																																
3	13770.00	44.25	68.20	-23.95	38.04	6.21	Average	100	135																																																																
4	13770.00	57.95	88.20	-30.25	51.74	6.21	Peak	100	135																																																																
5	20655.00	40.18	54.00	-13.82	37.91	2.27	Average	100	197																																																																
6	20655.00	54.84	74.00	-19.16	52.57	2.27	Peak	100	197																																																																
Note 1: Emission Level (dBUV/m) = SA Reading (dBUV) + Factor* (dB/m) *Factor includes antenna factor , cable loss and amplifier gain Note 2: Margin (dB) = Emission level (dBUV/m) – Limit (dBUV/m).																																																																									

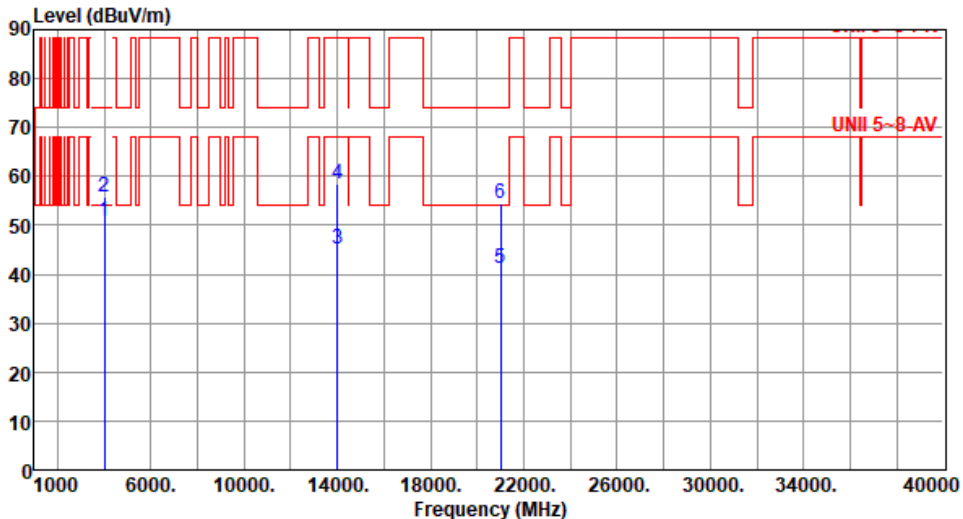


Modulation	ax HE40-OFDMA	Test Freq. (MHz)	6925																																																																						
Polarization	Horizontal																																																																								
Test By :Paul Lin Temperature(°C):25 Humidity(%):62																																																																									
<div><div><div>Level (dBUV/m)</div><div></div></div><table><tr><th></th><th>Freq. MHz</th><th>Emission level dBUV/m</th><th>Limit dBUV/m</th><th>Margin dB</th><th>SA reading dBUV</th><th>Factor dB/m</th><th>Remark</th><th>ANT High cm</th><th>Turn Table deg</th></tr><tr><td>1</td><td>4000.00</td><td>50.82</td><td>54.00</td><td>-3.18</td><td>53.06</td><td>-2.24</td><td>Average</td><td>289</td><td>137</td></tr><tr><td>2</td><td>4000.00</td><td>55.79</td><td>74.00</td><td>-18.21</td><td>58.03</td><td>-2.24</td><td>Peak</td><td>289</td><td>137</td></tr><tr><td>3</td><td>13850.00</td><td>44.68</td><td>68.20</td><td>-23.52</td><td>38.30</td><td>6.38</td><td>Average</td><td>100</td><td>260</td></tr><tr><td>4</td><td>13850.00</td><td>58.82</td><td>88.20</td><td>-29.38</td><td>52.44</td><td>6.38</td><td>Peak</td><td>100</td><td>260</td></tr><tr><td>5</td><td>20775.00</td><td>40.83</td><td>54.00</td><td>-13.17</td><td>38.37</td><td>2.46</td><td>Average</td><td>100</td><td>152</td></tr><tr><td>6</td><td>20775.00</td><td>54.76</td><td>74.00</td><td>-19.24</td><td>52.30</td><td>2.46</td><td>Peak</td><td>100</td><td>152</td></tr></table></div>					Freq. MHz	Emission level dBUV/m	Limit dBUV/m	Margin dB	SA reading dBUV	Factor dB/m	Remark	ANT High cm	Turn Table deg	1	4000.00	50.82	54.00	-3.18	53.06	-2.24	Average	289	137	2	4000.00	55.79	74.00	-18.21	58.03	-2.24	Peak	289	137	3	13850.00	44.68	68.20	-23.52	38.30	6.38	Average	100	260	4	13850.00	58.82	88.20	-29.38	52.44	6.38	Peak	100	260	5	20775.00	40.83	54.00	-13.17	38.37	2.46	Average	100	152	6	20775.00	54.76	74.00	-19.24	52.30	2.46	Peak	100	152
	Freq. MHz	Emission level dBUV/m	Limit dBUV/m	Margin dB	SA reading dBUV	Factor dB/m	Remark	ANT High cm	Turn Table deg																																																																
1	4000.00	50.82	54.00	-3.18	53.06	-2.24	Average	289	137																																																																
2	4000.00	55.79	74.00	-18.21	58.03	-2.24	Peak	289	137																																																																
3	13850.00	44.68	68.20	-23.52	38.30	6.38	Average	100	260																																																																
4	13850.00	58.82	88.20	-29.38	52.44	6.38	Peak	100	260																																																																
5	20775.00	40.83	54.00	-13.17	38.37	2.46	Average	100	152																																																																
6	20775.00	54.76	74.00	-19.24	52.30	2.46	Peak	100	152																																																																
<div>Note 1: Emission Level (dBUV/m) = SA Reading (dBUV) + Factor* (dB/m) *Factor includes antenna factor , cable loss and amplifier gain Note 2: Margin (dB) = Emission level (dBUV/m) – Limit (dBUV/m).</div>																																																																									



Modulation	ax HE40-OFDMA		Test Freq. (MHz)		6925																																																																																														
Polarization	Vertical																																																																																																		
Test By :Paul Lin			Temperature(°C):25			Humidity(%):62																																																																																													
<div><div><div>Level (dBuV/m)</div><div></div><div>Frequency (MHz)</div></div></div> <table><thead><tr><th></th><th>Freq.</th><th>Emission</th><th>Limit</th><th>Margin</th><th>SA</th><th>Factor</th><th>Remark</th><th>ANT</th><th>Turn</th></tr><tr><th></th><th>MHz</th><th>level</th><th></th><th></th><th>reading</th><th></th><th></th><th>High</th><th>Table</th></tr><tr><th></th><th></th><th>dBuV/m</th><th>dBuV/m</th><th>dB</th><th>dBuV</th><th>dB/m</th><th></th><th>cm</th><th>deg</th></tr></thead><tbody><tr><td>1</td><td>4000.00</td><td>44.67</td><td>54.00</td><td>-9.33</td><td>46.91</td><td>-2.24</td><td>Average</td><td>305</td><td>209</td></tr><tr><td>2</td><td>4000.00</td><td>51.75</td><td>74.00</td><td>-22.25</td><td>53.99</td><td>-2.24</td><td>Peak</td><td>305</td><td>209</td></tr><tr><td>3</td><td>13850.00</td><td>44.39</td><td>68.20</td><td>-23.81</td><td>38.01</td><td>6.38</td><td>Average</td><td>100</td><td>146</td></tr><tr><td>4</td><td>13850.00</td><td>58.37</td><td>88.20</td><td>-29.83</td><td>51.99</td><td>6.38</td><td>Peak</td><td>100</td><td>146</td></tr><tr><td>5</td><td>20775.00</td><td>40.38</td><td>54.00</td><td>-13.62</td><td>37.92</td><td>2.46</td><td>Average</td><td>100</td><td>223</td></tr><tr><td>6</td><td>20775.00</td><td>54.42</td><td>74.00</td><td>-19.58</td><td>51.96</td><td>2.46</td><td>Peak</td><td>100</td><td>223</td></tr></tbody></table> <div>Note 1: Emission Level (dBuV/m) = SA Reading (dBuV) + Factor* (dB/m) *Factor includes antenna factor , cable loss and amplifier gain Note 2: Margin (dB) = Emission level (dBuV/m) – Limit (dBuV/m).</div>											Freq.	Emission	Limit	Margin	SA	Factor	Remark	ANT	Turn		MHz	level			reading			High	Table			dBuV/m	dBuV/m	dB	dBuV	dB/m		cm	deg	1	4000.00	44.67	54.00	-9.33	46.91	-2.24	Average	305	209	2	4000.00	51.75	74.00	-22.25	53.99	-2.24	Peak	305	209	3	13850.00	44.39	68.20	-23.81	38.01	6.38	Average	100	146	4	13850.00	58.37	88.20	-29.83	51.99	6.38	Peak	100	146	5	20775.00	40.38	54.00	-13.62	37.92	2.46	Average	100	223	6	20775.00	54.42	74.00	-19.58	51.96	2.46	Peak	100	223
	Freq.	Emission	Limit	Margin	SA	Factor	Remark	ANT	Turn																																																																																										
	MHz	level			reading			High	Table																																																																																										
		dBuV/m	dBuV/m	dB	dBuV	dB/m		cm	deg																																																																																										
1	4000.00	44.67	54.00	-9.33	46.91	-2.24	Average	305	209																																																																																										
2	4000.00	51.75	74.00	-22.25	53.99	-2.24	Peak	305	209																																																																																										
3	13850.00	44.39	68.20	-23.81	38.01	6.38	Average	100	146																																																																																										
4	13850.00	58.37	88.20	-29.83	51.99	6.38	Peak	100	146																																																																																										
5	20775.00	40.38	54.00	-13.62	37.92	2.46	Average	100	223																																																																																										
6	20775.00	54.42	74.00	-19.58	51.96	2.46	Peak	100	223																																																																																										

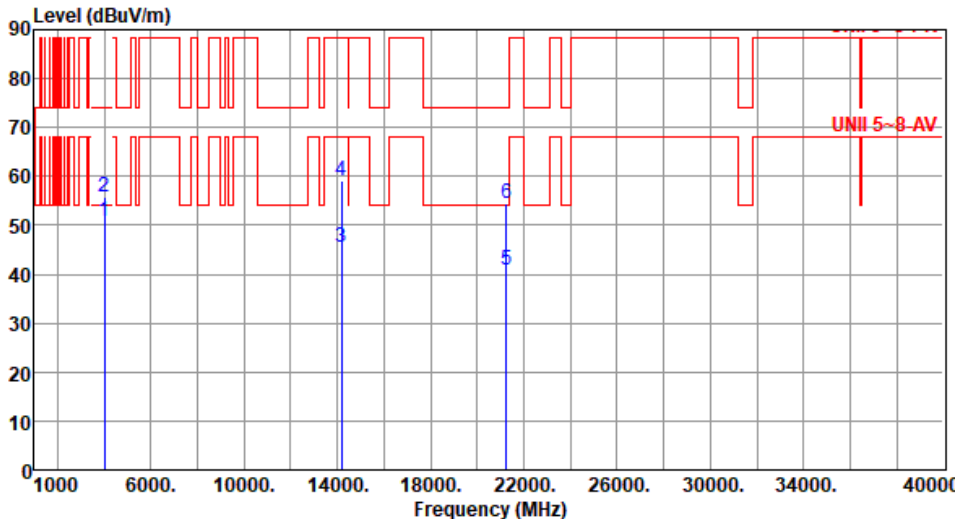


Modulation	ax HE40-OFDMA	Test Freq. (MHz)	7005																																																																						
Polarization	Horizontal																																																																								
Test By :Paul Lin Temperature(°C):25 Humidity(%):62																																																																									
<div><div><div>Level (dBUV/m)</div><div></div></div><table><tr><th></th><th>Freq. MHz</th><th>Emission level dBUV/m</th><th>Limit dBUV/m</th><th>Margin dB</th><th>SA reading dBUV</th><th>Factor dB/m</th><th>Remark</th><th>ANT High cm</th><th>Turn Table deg</th></tr><tr><td>1</td><td>4000.00</td><td>50.89</td><td>54.00</td><td>-3.11</td><td>53.13</td><td>-2.24</td><td>Average</td><td>290</td><td>134</td></tr><tr><td>2</td><td>4000.00</td><td>55.89</td><td>74.00</td><td>-18.11</td><td>58.13</td><td>-2.24</td><td>Peak</td><td>290</td><td>134</td></tr><tr><td>3</td><td>14010.00</td><td>45.15</td><td>68.20</td><td>-23.05</td><td>38.44</td><td>6.71</td><td>Average</td><td>100</td><td>172</td></tr><tr><td>4</td><td>14010.00</td><td>58.52</td><td>88.20</td><td>-29.68</td><td>51.81</td><td>6.71</td><td>Peak</td><td>100</td><td>172</td></tr><tr><td>5</td><td>21015.00</td><td>41.16</td><td>54.00</td><td>-12.84</td><td>38.11</td><td>3.05</td><td>Average</td><td>100</td><td>194</td></tr><tr><td>6</td><td>21015.00</td><td>54.56</td><td>74.00</td><td>-19.44</td><td>51.51</td><td>3.05</td><td>Peak</td><td>100</td><td>194</td></tr></table></div>					Freq. MHz	Emission level dBUV/m	Limit dBUV/m	Margin dB	SA reading dBUV	Factor dB/m	Remark	ANT High cm	Turn Table deg	1	4000.00	50.89	54.00	-3.11	53.13	-2.24	Average	290	134	2	4000.00	55.89	74.00	-18.11	58.13	-2.24	Peak	290	134	3	14010.00	45.15	68.20	-23.05	38.44	6.71	Average	100	172	4	14010.00	58.52	88.20	-29.68	51.81	6.71	Peak	100	172	5	21015.00	41.16	54.00	-12.84	38.11	3.05	Average	100	194	6	21015.00	54.56	74.00	-19.44	51.51	3.05	Peak	100	194
	Freq. MHz	Emission level dBUV/m	Limit dBUV/m	Margin dB	SA reading dBUV	Factor dB/m	Remark	ANT High cm	Turn Table deg																																																																
1	4000.00	50.89	54.00	-3.11	53.13	-2.24	Average	290	134																																																																
2	4000.00	55.89	74.00	-18.11	58.13	-2.24	Peak	290	134																																																																
3	14010.00	45.15	68.20	-23.05	38.44	6.71	Average	100	172																																																																
4	14010.00	58.52	88.20	-29.68	51.81	6.71	Peak	100	172																																																																
5	21015.00	41.16	54.00	-12.84	38.11	3.05	Average	100	194																																																																
6	21015.00	54.56	74.00	-19.44	51.51	3.05	Peak	100	194																																																																
Note 1: Emission Level (dBUV/m) = SA Reading (dBUV) + Factor* (dB/m) *Factor includes antenna factor , cable loss and amplifier gain Note 2: Margin (dB) = Emission level (dBUV/m) – Limit (dBUV/m).																																																																									

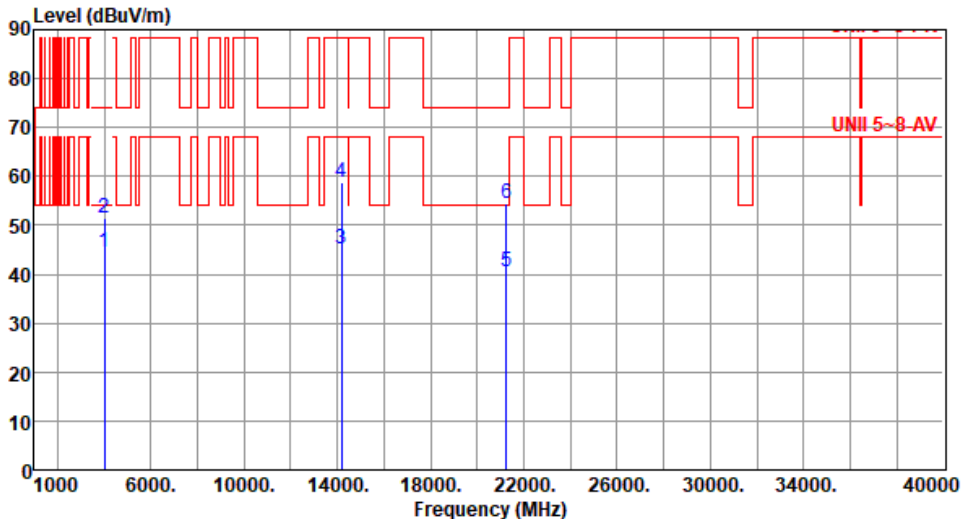


Modulation	ax HE40-OFDMA	Test Freq. (MHz)	7005																																																																						
Polarization	Vertical																																																																								
Test By :Paul Lin Temperature(°C):25 Humidity(%):62																																																																									
<div><table><tr><th></th><th>Freq. MHz</th><th>Emission level dBuV/m</th><th>Limit dBuV/m</th><th>Margin dB</th><th>SA reading dBuV</th><th>Factor dB/m</th><th>Remark</th><th>ANT High cm</th><th>Turn Table deg</th></tr><tr><td>1</td><td>4000.00</td><td>44.67</td><td>54.00</td><td>-9.33</td><td>46.91</td><td>-2.24</td><td>Average</td><td>304</td><td>209</td></tr><tr><td>2</td><td>4000.00</td><td>51.76</td><td>74.00</td><td>-22.24</td><td>54.00</td><td>-2.24</td><td>Peak</td><td>304</td><td>209</td></tr><tr><td>3</td><td>14010.00</td><td>45.18</td><td>68.20</td><td>-23.02</td><td>38.47</td><td>6.71</td><td>Average</td><td>100</td><td>98</td></tr><tr><td>4</td><td>14010.00</td><td>58.53</td><td>88.20</td><td>-29.67</td><td>51.82</td><td>6.71</td><td>Peak</td><td>100</td><td>98</td></tr><tr><td>5</td><td>21015.00</td><td>41.26</td><td>54.00</td><td>-12.74</td><td>38.21</td><td>3.05</td><td>Average</td><td>100</td><td>168</td></tr><tr><td>6</td><td>21015.00</td><td>54.11</td><td>74.00</td><td>-19.89</td><td>51.06</td><td>3.05</td><td>Peak</td><td>100</td><td>168</td></tr></table></div>					Freq. MHz	Emission level dBuV/m	Limit dBuV/m	Margin dB	SA reading dBuV	Factor dB/m	Remark	ANT High cm	Turn Table deg	1	4000.00	44.67	54.00	-9.33	46.91	-2.24	Average	304	209	2	4000.00	51.76	74.00	-22.24	54.00	-2.24	Peak	304	209	3	14010.00	45.18	68.20	-23.02	38.47	6.71	Average	100	98	4	14010.00	58.53	88.20	-29.67	51.82	6.71	Peak	100	98	5	21015.00	41.26	54.00	-12.74	38.21	3.05	Average	100	168	6	21015.00	54.11	74.00	-19.89	51.06	3.05	Peak	100	168
	Freq. MHz	Emission level dBuV/m	Limit dBuV/m	Margin dB	SA reading dBuV	Factor dB/m	Remark	ANT High cm	Turn Table deg																																																																
1	4000.00	44.67	54.00	-9.33	46.91	-2.24	Average	304	209																																																																
2	4000.00	51.76	74.00	-22.24	54.00	-2.24	Peak	304	209																																																																
3	14010.00	45.18	68.20	-23.02	38.47	6.71	Average	100	98																																																																
4	14010.00	58.53	88.20	-29.67	51.82	6.71	Peak	100	98																																																																
5	21015.00	41.26	54.00	-12.74	38.21	3.05	Average	100	168																																																																
6	21015.00	54.11	74.00	-19.89	51.06	3.05	Peak	100	168																																																																
Note 1: Emission Level (dBuV/m) = SA Reading (dBuV) + Factor* (dB/m) *Factor includes antenna factor , cable loss and amplifier gain Note 2: Margin (dB) = Emission level (dBuV/m) – Limit (dBuV/m).																																																																									

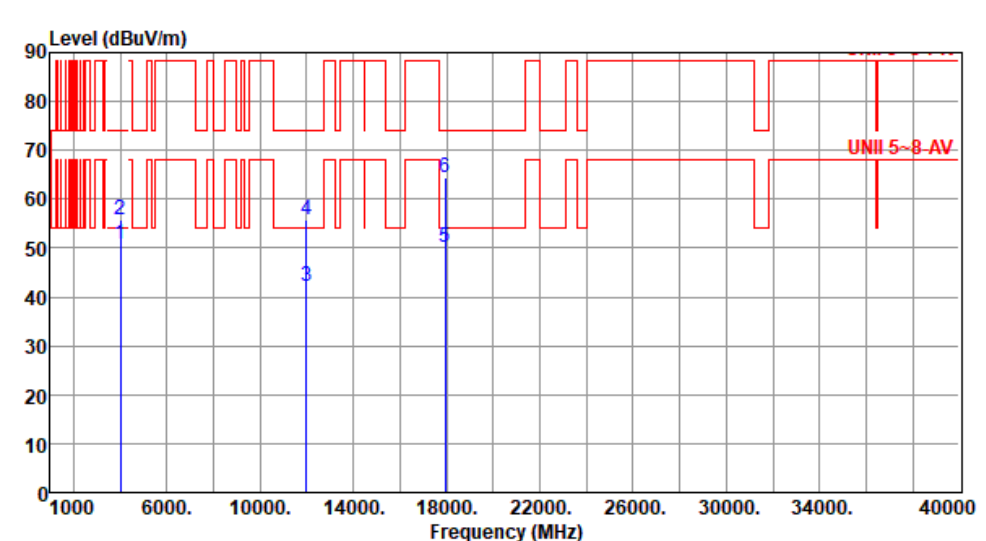


Modulation	ax HE40-OFDMA	Test Freq. (MHz)	7085																																																																						
Polarization	Horizontal																																																																								
Test By :Paul Lin Temperature(°C):25 Humidity(%):62																																																																									
<div></div> <table><tr><th></th><th>Freq. MHz</th><th>Emission level dBuV/m</th><th>Limit dBuV/m</th><th>Margin dB</th><th>SA reading dBuV</th><th>Factor dB/m</th><th>Remark</th><th>ANT High cm</th><th>Turn Table deg</th></tr><tr><td>1</td><td>4000.00</td><td>50.96</td><td>54.00</td><td>-3.04</td><td>53.20</td><td>-2.24</td><td>Average</td><td>288</td><td>135</td></tr><tr><td>2</td><td>4000.00</td><td>55.93</td><td>74.00</td><td>-18.07</td><td>58.17</td><td>-2.24</td><td>Peak</td><td>288</td><td>135</td></tr><tr><td>3</td><td>14170.00</td><td>45.52</td><td>68.20</td><td>-22.68</td><td>38.45</td><td>7.07</td><td>Average</td><td>100</td><td>249</td></tr><tr><td>4</td><td>14170.00</td><td>59.06</td><td>88.20</td><td>-29.14</td><td>51.99</td><td>7.07</td><td>Peak</td><td>100</td><td>249</td></tr><tr><td>5</td><td>21255.00</td><td>40.86</td><td>54.00</td><td>-13.14</td><td>37.50</td><td>3.36</td><td>Average</td><td>100</td><td>162</td></tr><tr><td>6</td><td>21255.00</td><td>54.59</td><td>74.00</td><td>-19.41</td><td>51.23</td><td>3.36</td><td>Peak</td><td>100</td><td>162</td></tr></table>					Freq. MHz	Emission level dBuV/m	Limit dBuV/m	Margin dB	SA reading dBuV	Factor dB/m	Remark	ANT High cm	Turn Table deg	1	4000.00	50.96	54.00	-3.04	53.20	-2.24	Average	288	135	2	4000.00	55.93	74.00	-18.07	58.17	-2.24	Peak	288	135	3	14170.00	45.52	68.20	-22.68	38.45	7.07	Average	100	249	4	14170.00	59.06	88.20	-29.14	51.99	7.07	Peak	100	249	5	21255.00	40.86	54.00	-13.14	37.50	3.36	Average	100	162	6	21255.00	54.59	74.00	-19.41	51.23	3.36	Peak	100	162
	Freq. MHz	Emission level dBuV/m	Limit dBuV/m	Margin dB	SA reading dBuV	Factor dB/m	Remark	ANT High cm	Turn Table deg																																																																
1	4000.00	50.96	54.00	-3.04	53.20	-2.24	Average	288	135																																																																
2	4000.00	55.93	74.00	-18.07	58.17	-2.24	Peak	288	135																																																																
3	14170.00	45.52	68.20	-22.68	38.45	7.07	Average	100	249																																																																
4	14170.00	59.06	88.20	-29.14	51.99	7.07	Peak	100	249																																																																
5	21255.00	40.86	54.00	-13.14	37.50	3.36	Average	100	162																																																																
6	21255.00	54.59	74.00	-19.41	51.23	3.36	Peak	100	162																																																																
Note 1: Emission Level (dBuV/m) = SA Reading (dBuV) + Factor* (dB/m) *Factor includes antenna factor , cable loss and amplifier gain Note 2: Margin (dB) = Emission level (dBuV/m) – Limit (dBuV/m).																																																																									



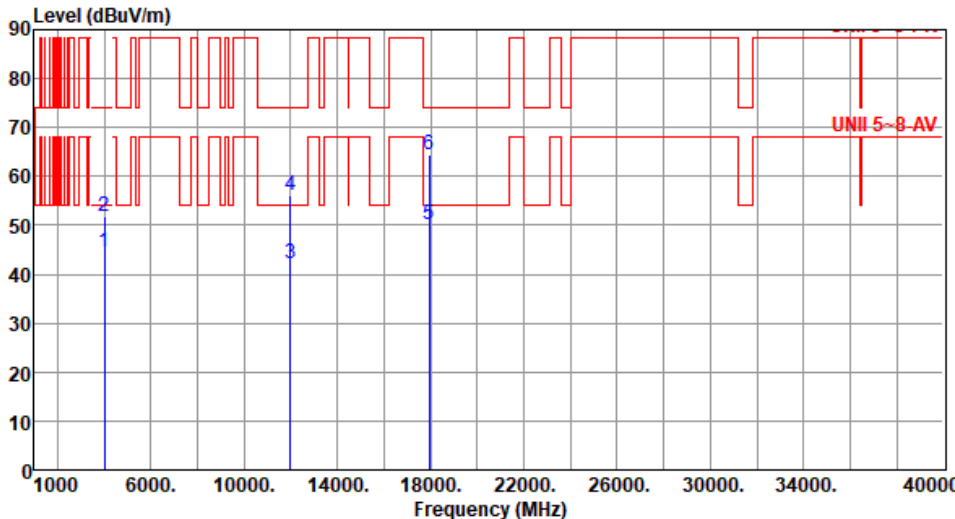
Modulation	ax HE40-OFDMA	Test Freq. (MHz)	7085																																																																							
Polarization	Vertical																																																																									
Test By :Paul Lin Temperature(°C):25 Humidity(%):62																																																																										
<div></div>																																																																										
	<table><tr><th></th><th>Freq. MHz</th><th>Emission level dBuV/m</th><th>Limit dBuV/m</th><th>Margin dB</th><th>SA reading dBuV</th><th>Factor dB/m</th><th>Remark</th><th>ANT High cm</th><th>Turn Table deg</th></tr><tr><td>1</td><td>4000.00</td><td>44.38</td><td>54.00</td><td>-9.62</td><td>46.62</td><td>-2.24</td><td>Average</td><td>304</td><td>209</td></tr><tr><td>2</td><td>4000.00</td><td>51.48</td><td>74.00</td><td>-22.52</td><td>53.72</td><td>-2.24</td><td>Peak</td><td>304</td><td>209</td></tr><tr><td>3</td><td>14170.00</td><td>45.32</td><td>68.20</td><td>-22.88</td><td>38.25</td><td>7.07</td><td>Average</td><td>100</td><td>149</td></tr><tr><td>4</td><td>14170.00</td><td>58.72</td><td>88.20</td><td>-29.48</td><td>51.65</td><td>7.07</td><td>Peak</td><td>100</td><td>149</td></tr><tr><td>5</td><td>21255.00</td><td>40.51</td><td>54.00</td><td>-13.49</td><td>37.15</td><td>3.36</td><td>Average</td><td>100</td><td>188</td></tr><tr><td>6</td><td>21255.00</td><td>54.49</td><td>74.00</td><td>-19.51</td><td>51.13</td><td>3.36</td><td>Peak</td><td>100</td><td>188</td></tr></table>		Freq. MHz	Emission level dBuV/m	Limit dBuV/m	Margin dB	SA reading dBuV	Factor dB/m	Remark	ANT High cm	Turn Table deg	1	4000.00	44.38	54.00	-9.62	46.62	-2.24	Average	304	209	2	4000.00	51.48	74.00	-22.52	53.72	-2.24	Peak	304	209	3	14170.00	45.32	68.20	-22.88	38.25	7.07	Average	100	149	4	14170.00	58.72	88.20	-29.48	51.65	7.07	Peak	100	149	5	21255.00	40.51	54.00	-13.49	37.15	3.36	Average	100	188	6	21255.00	54.49	74.00	-19.51	51.13	3.36	Peak	100	188			
	Freq. MHz	Emission level dBuV/m	Limit dBuV/m	Margin dB	SA reading dBuV	Factor dB/m	Remark	ANT High cm	Turn Table deg																																																																	
1	4000.00	44.38	54.00	-9.62	46.62	-2.24	Average	304	209																																																																	
2	4000.00	51.48	74.00	-22.52	53.72	-2.24	Peak	304	209																																																																	
3	14170.00	45.32	68.20	-22.88	38.25	7.07	Average	100	149																																																																	
4	14170.00	58.72	88.20	-29.48	51.65	7.07	Peak	100	149																																																																	
5	21255.00	40.51	54.00	-13.49	37.15	3.36	Average	100	188																																																																	
6	21255.00	54.49	74.00	-19.51	51.13	3.36	Peak	100	188																																																																	
Note 1: Emission Level (dBuV/m) = SA Reading (dBuV) + Factor* (dB/m) *Factor includes antenna factor , cable loss and amplifier gain Note 2: Margin (dB) = Emission level (dBuV/m) – Limit (dBuV/m).																																																																										

Unwanted Emissions (Above 1GHz) for ax HE80-OFDMA

Modulation	ax HE80-OFDMA	Test Freq. (MHz)	5985						
Polarization	Horizontal								
Test By :Paul Lin Temperature(°C):25 Humidity(%):62									
<div><div><div>Level (dBUV/m)</div><div></div><div>Frequency (MHz)</div></div></div>									
	Freq. MHz	Emission level dBUV/m	Limit dBUV/m	Margin dB	SA reading dBUV	Factor dB/m	Remark	ANT High cm	Turn Table deg
1	4000.00	50.88	54.00	-3.12	53.12	-2.24	Average	287	135
2	4000.00	55.81	74.00	-18.19	58.05	-2.24	Peak	287	135
3	11970.00	42.33	54.00	-11.67	36.26	6.07	Average	100	153
4	11970.00	55.76	74.00	-18.24	49.69	6.07	Peak	100	153
5	17955.00	50.18	54.00	-3.82	39.03	11.15	Average	100	110
6	17955.00	64.37	74.00	-9.63	53.22	11.15	Peak	100	110

Note 1: Emission Level (dBUV/m) = SA Reading (dBUV) + Factor* (dB/m)
*Factor includes antenna factor , cable loss and amplifier gain
Note 2: Margin (dB) = Emission level (dBUV/m) – Limit (dBUV/m).

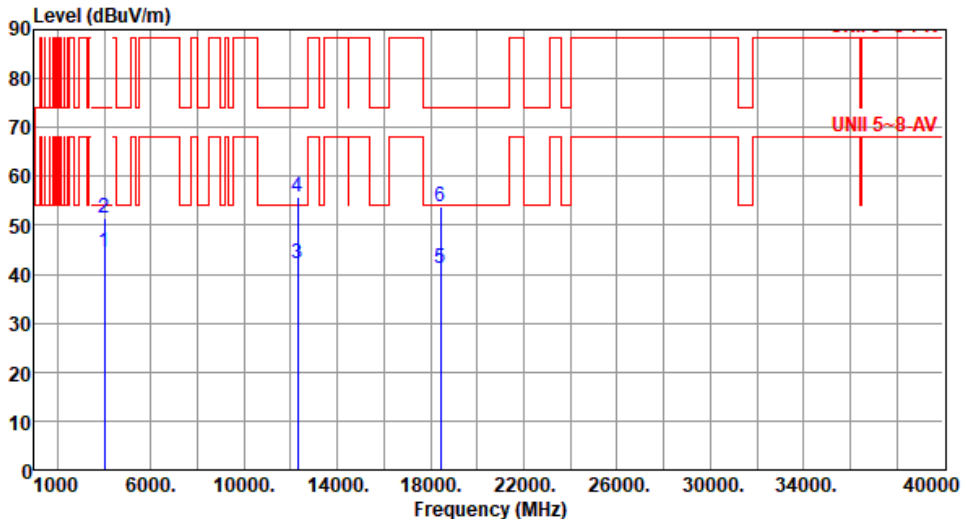


Modulation	ax HE80-OFDMA	Test Freq. (MHz)	5985																																																																						
Polarization	Vertical																																																																								
Test By :Paul Lin Temperature(°C):25 Humidity(%):62																																																																									
<div></div>																																																																									
	<table><tr><th>Freq. MHz</th><th>Emission level dBUV/m</th><th>Limit dBUV/m</th><th>Margin dB</th><th>SA reading dBUV</th><th>Factor dB/m</th><th>Remark</th><th>ANT High cm</th><th>Turn Table deg</th></tr><tr><td>1</td><td>4000.00</td><td>44.62</td><td>54.00</td><td>-9.38</td><td>46.86</td><td>-2.24</td><td>Average</td><td>304</td><td>207</td></tr><tr><td>2</td><td>4000.00</td><td>51.68</td><td>74.00</td><td>-22.32</td><td>53.92</td><td>-2.24</td><td>Peak</td><td>304</td><td>207</td></tr><tr><td>3</td><td>11970.00</td><td>42.15</td><td>54.00</td><td>-11.85</td><td>36.08</td><td>6.07</td><td>Average</td><td>100</td><td>106</td></tr><tr><td>4</td><td>11970.00</td><td>55.98</td><td>74.00</td><td>-18.02</td><td>49.91</td><td>6.07</td><td>Peak</td><td>100</td><td>106</td></tr><tr><td>5</td><td>17955.00</td><td>50.21</td><td>54.00</td><td>-3.79</td><td>39.06</td><td>11.15</td><td>Average</td><td>100</td><td>181</td></tr><tr><td>6</td><td>17955.00</td><td>64.47</td><td>74.00</td><td>-9.53</td><td>53.32</td><td>11.15</td><td>Peak</td><td>100</td><td>181</td></tr></table>	Freq. MHz	Emission level dBUV/m	Limit dBUV/m	Margin dB	SA reading dBUV	Factor dB/m	Remark	ANT High cm	Turn Table deg	1	4000.00	44.62	54.00	-9.38	46.86	-2.24	Average	304	207	2	4000.00	51.68	74.00	-22.32	53.92	-2.24	Peak	304	207	3	11970.00	42.15	54.00	-11.85	36.08	6.07	Average	100	106	4	11970.00	55.98	74.00	-18.02	49.91	6.07	Peak	100	106	5	17955.00	50.21	54.00	-3.79	39.06	11.15	Average	100	181	6	17955.00	64.47	74.00	-9.53	53.32	11.15	Peak	100	181			
Freq. MHz	Emission level dBUV/m	Limit dBUV/m	Margin dB	SA reading dBUV	Factor dB/m	Remark	ANT High cm	Turn Table deg																																																																	
1	4000.00	44.62	54.00	-9.38	46.86	-2.24	Average	304	207																																																																
2	4000.00	51.68	74.00	-22.32	53.92	-2.24	Peak	304	207																																																																
3	11970.00	42.15	54.00	-11.85	36.08	6.07	Average	100	106																																																																
4	11970.00	55.98	74.00	-18.02	49.91	6.07	Peak	100	106																																																																
5	17955.00	50.21	54.00	-3.79	39.06	11.15	Average	100	181																																																																
6	17955.00	64.47	74.00	-9.53	53.32	11.15	Peak	100	181																																																																
Note 1: Emission Level (dBUV/m) = SA Reading (dBUV) + Factor* (dB/m) *Factor includes antenna factor , cable loss and amplifier gain Note 2: Margin (dB) = Emission level (dBUV/m) – Limit (dBUV/m).																																																																									

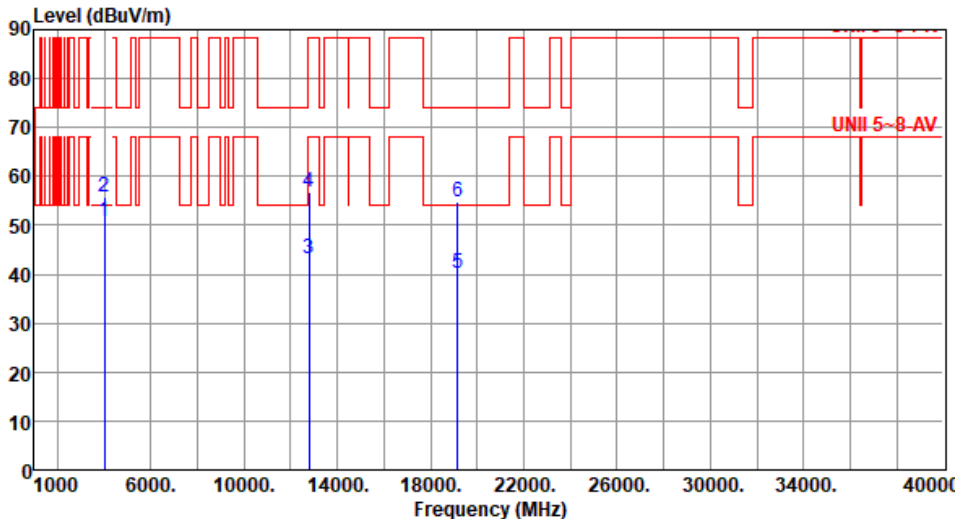


Modulation	ax HE80-OFDMA	Test Freq. (MHz)	6145																																																																																																																																												
Polarization	Horizontal																																																																																																																																														
Test By :Paul Lin Temperature(°C):25 Humidity(%):62																																																																																																																																															
<div><div><div>Level (dBuV/m)</div><div><table><tr><th></th><th>Freq. MHz</th><th>Emission level dBuV/m</th><th>Limit dBuV/m</th><th>Margin dB</th><th>SA reading dBuV</th><th>Factor dB/m</th><th>Remark</th><th>ANT High cm</th><th>Turn Table deg</th></tr><tr><td>1</td><td>4000.00</td><td>50.84</td><td>54.00</td><td>-3.16</td><td>53.08</td><td>-2.24</td><td>Average</td><td>287</td><td>136</td></tr><tr><td>2</td><td>4000.00</td><td>55.54</td><td>74.00</td><td>-18.46</td><td>57.78</td><td>-2.24</td><td>Peak</td><td>287</td><td>136</td></tr><tr><td>3</td><td>12290.00</td><td>42.56</td><td>54.00</td><td>-11.44</td><td>36.42</td><td>6.14</td><td>Average</td><td>100</td><td>163</td></tr><tr><td>4</td><td>12290.00</td><td>55.72</td><td>74.00</td><td>-18.28</td><td>49.58</td><td>6.14</td><td>Peak</td><td>100</td><td>163</td></tr><tr><td>5</td><td>18435.00</td><td>40.56</td><td>54.00</td><td>-13.44</td><td>39.93</td><td>0.63</td><td>Average</td><td>100</td><td>179</td></tr><tr><td>6</td><td>18435.00</td><td>53.67</td><td>74.00</td><td>-20.33</td><td>53.04</td><td>0.63</td><td>Peak</td><td>100</td><td>179</td></tr></table></div></div></div> <table><tr><th></th><th>Freq. MHz</th><th>Emission level dBuV/m</th><th>Limit dBuV/m</th><th>Margin dB</th><th>SA reading dBuV</th><th>Factor dB/m</th><th>Remark</th><th>ANT High cm</th><th>Turn Table deg</th></tr><tr><td>1</td><td>4000.00</td><td>50.84</td><td>54.00</td><td>-3.16</td><td>53.08</td><td>-2.24</td><td>Average</td><td>287</td><td>136</td></tr><tr><td>2</td><td>4000.00</td><td>55.54</td><td>74.00</td><td>-18.46</td><td>57.78</td><td>-2.24</td><td>Peak</td><td>287</td><td>136</td></tr><tr><td>3</td><td>12290.00</td><td>42.56</td><td>54.00</td><td>-11.44</td><td>36.42</td><td>6.14</td><td>Average</td><td>100</td><td>163</td></tr><tr><td>4</td><td>12290.00</td><td>55.72</td><td>74.00</td><td>-18.28</td><td>49.58</td><td>6.14</td><td>Peak</td><td>100</td><td>163</td></tr><tr><td>5</td><td>18435.00</td><td>40.56</td><td>54.00</td><td>-13.44</td><td>39.93</td><td>0.63</td><td>Average</td><td>100</td><td>179</td></tr><tr><td>6</td><td>18435.00</td><td>53.67</td><td>74.00</td><td>-20.33</td><td>53.04</td><td>0.63</td><td>Peak</td><td>100</td><td>179</td></tr></table>					Freq. MHz	Emission level dBuV/m	Limit dBuV/m	Margin dB	SA reading dBuV	Factor dB/m	Remark	ANT High cm	Turn Table deg	1	4000.00	50.84	54.00	-3.16	53.08	-2.24	Average	287	136	2	4000.00	55.54	74.00	-18.46	57.78	-2.24	Peak	287	136	3	12290.00	42.56	54.00	-11.44	36.42	6.14	Average	100	163	4	12290.00	55.72	74.00	-18.28	49.58	6.14	Peak	100	163	5	18435.00	40.56	54.00	-13.44	39.93	0.63	Average	100	179	6	18435.00	53.67	74.00	-20.33	53.04	0.63	Peak	100	179		Freq. MHz	Emission level dBuV/m	Limit dBuV/m	Margin dB	SA reading dBuV	Factor dB/m	Remark	ANT High cm	Turn Table deg	1	4000.00	50.84	54.00	-3.16	53.08	-2.24	Average	287	136	2	4000.00	55.54	74.00	-18.46	57.78	-2.24	Peak	287	136	3	12290.00	42.56	54.00	-11.44	36.42	6.14	Average	100	163	4	12290.00	55.72	74.00	-18.28	49.58	6.14	Peak	100	163	5	18435.00	40.56	54.00	-13.44	39.93	0.63	Average	100	179	6	18435.00	53.67	74.00	-20.33	53.04	0.63	Peak	100	179
	Freq. MHz	Emission level dBuV/m	Limit dBuV/m	Margin dB	SA reading dBuV	Factor dB/m	Remark	ANT High cm	Turn Table deg																																																																																																																																						
1	4000.00	50.84	54.00	-3.16	53.08	-2.24	Average	287	136																																																																																																																																						
2	4000.00	55.54	74.00	-18.46	57.78	-2.24	Peak	287	136																																																																																																																																						
3	12290.00	42.56	54.00	-11.44	36.42	6.14	Average	100	163																																																																																																																																						
4	12290.00	55.72	74.00	-18.28	49.58	6.14	Peak	100	163																																																																																																																																						
5	18435.00	40.56	54.00	-13.44	39.93	0.63	Average	100	179																																																																																																																																						
6	18435.00	53.67	74.00	-20.33	53.04	0.63	Peak	100	179																																																																																																																																						
	Freq. MHz	Emission level dBuV/m	Limit dBuV/m	Margin dB	SA reading dBuV	Factor dB/m	Remark	ANT High cm	Turn Table deg																																																																																																																																						
1	4000.00	50.84	54.00	-3.16	53.08	-2.24	Average	287	136																																																																																																																																						
2	4000.00	55.54	74.00	-18.46	57.78	-2.24	Peak	287	136																																																																																																																																						
3	12290.00	42.56	54.00	-11.44	36.42	6.14	Average	100	163																																																																																																																																						
4	12290.00	55.72	74.00	-18.28	49.58	6.14	Peak	100	163																																																																																																																																						
5	18435.00	40.56	54.00	-13.44	39.93	0.63	Average	100	179																																																																																																																																						
6	18435.00	53.67	74.00	-20.33	53.04	0.63	Peak	100	179																																																																																																																																						
Note 1: Emission Level (dBuV/m) = SA Reading (dBuV) + Factor* (dB/m) *Factor includes antenna factor , cable loss and amplifier gain Note 2: Margin (dB) = Emission level (dBuV/m) – Limit (dBuV/m).																																																																																																																																															



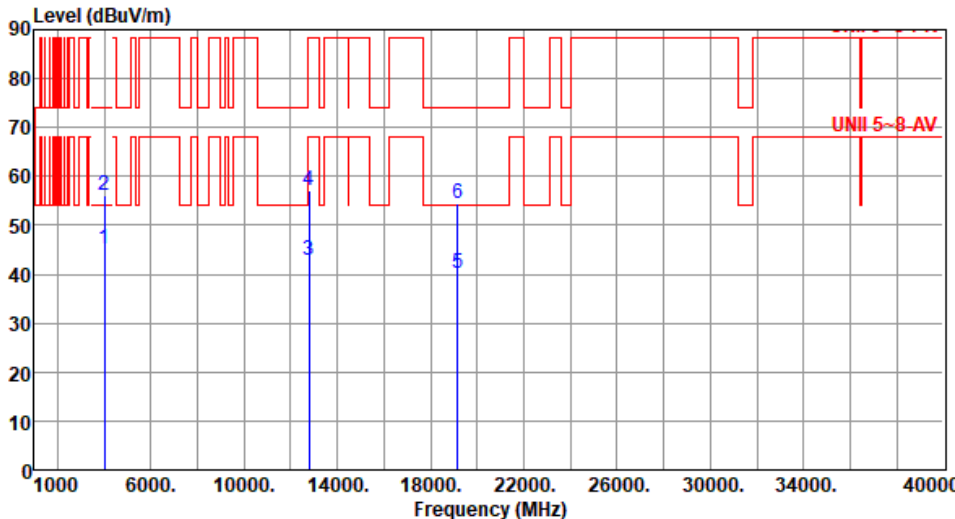
Modulation	ax HE80-OFDMA	Test Freq. (MHz)	6145																																																																						
Polarization	Vertical																																																																								
Test By :Paul Lin Temperature(°C):25 Humidity(%):62																																																																									
<div></div> <table><tr><th></th><th>Freq. MHz</th><th>Emission level dBuV/m</th><th>Limit dBuV/m</th><th>Margin dB</th><th>SA reading dBuV</th><th>Factor dB/m</th><th>Remark</th><th>ANT High cm</th><th>Turn Table deg</th></tr><tr><td>1</td><td>4000.00</td><td>44.48</td><td>54.00</td><td>-9.52</td><td>46.72</td><td>-2.24</td><td>Average</td><td>305</td><td>208</td></tr><tr><td>2</td><td>4000.00</td><td>51.61</td><td>74.00</td><td>-22.39</td><td>53.85</td><td>-2.24</td><td>Peak</td><td>305</td><td>208</td></tr><tr><td>3</td><td>12290.00</td><td>42.34</td><td>54.00</td><td>-11.66</td><td>36.20</td><td>6.14</td><td>Average</td><td>100</td><td>107</td></tr><tr><td>4</td><td>12290.00</td><td>55.69</td><td>74.00</td><td>-18.31</td><td>49.55</td><td>6.14</td><td>Peak</td><td>100</td><td>107</td></tr><tr><td>5</td><td>18435.00</td><td>41.22</td><td>54.00</td><td>-12.78</td><td>40.59</td><td>0.63</td><td>Average</td><td>100</td><td>183</td></tr><tr><td>6</td><td>18435.00</td><td>53.96</td><td>74.00</td><td>-20.04</td><td>53.33</td><td>0.63</td><td>Peak</td><td>100</td><td>183</td></tr></table>					Freq. MHz	Emission level dBuV/m	Limit dBuV/m	Margin dB	SA reading dBuV	Factor dB/m	Remark	ANT High cm	Turn Table deg	1	4000.00	44.48	54.00	-9.52	46.72	-2.24	Average	305	208	2	4000.00	51.61	74.00	-22.39	53.85	-2.24	Peak	305	208	3	12290.00	42.34	54.00	-11.66	36.20	6.14	Average	100	107	4	12290.00	55.69	74.00	-18.31	49.55	6.14	Peak	100	107	5	18435.00	41.22	54.00	-12.78	40.59	0.63	Average	100	183	6	18435.00	53.96	74.00	-20.04	53.33	0.63	Peak	100	183
	Freq. MHz	Emission level dBuV/m	Limit dBuV/m	Margin dB	SA reading dBuV	Factor dB/m	Remark	ANT High cm	Turn Table deg																																																																
1	4000.00	44.48	54.00	-9.52	46.72	-2.24	Average	305	208																																																																
2	4000.00	51.61	74.00	-22.39	53.85	-2.24	Peak	305	208																																																																
3	12290.00	42.34	54.00	-11.66	36.20	6.14	Average	100	107																																																																
4	12290.00	55.69	74.00	-18.31	49.55	6.14	Peak	100	107																																																																
5	18435.00	41.22	54.00	-12.78	40.59	0.63	Average	100	183																																																																
6	18435.00	53.96	74.00	-20.04	53.33	0.63	Peak	100	183																																																																
Note 1: Emission Level (dBuV/m) = SA Reading (dBuV) + Factor* (dB/m) *Factor includes antenna factor , cable loss and amplifier gain Note 2: Margin (dB) = Emission level (dBuV/m) – Limit (dBuV/m).																																																																									



Modulation	ax HE80-OFDMA	Test Freq. (MHz)	6385						
Polarization	Horizontal								
Test By :Paul Lin Temperature(°C):25 Humidity(%):62									
<div></div>									
	Freq. MHz	Emission level dBUV/m	Limit dBUV/m	Margin dB	SA reading dBUV	Factor dB/m	Remark	ANT High cm	Turn Table deg
1	4000.00	50.85	54.00	-3.15	53.09	-2.24	Average	286	135
2	4000.00	55.64	74.00	-18.36	57.88	-2.24	Peak	286	135
3	12770.00	43.12	68.20	-25.08	36.92	6.20	Average	100	196
4	12770.00	56.94	88.20	-31.26	50.74	6.20	Peak	100	196
5	19155.00	40.23	54.00	-13.77	39.24	0.99	Average	100	117
6	19155.00	54.82	74.00	-19.18	53.83	0.99	Peak	100	117

Note 1: Emission Level (dBUV/m) = SA Reading (dBUV) + Factor* (dB/m)
*Factor includes antenna factor , cable loss and amplifier gain
Note 2: Margin (dB) = Emission level (dBUV/m) – Limit (dBUV/m).



Modulation	ax HE80-OFDMA	Test Freq. (MHz)	6385																																																																						
Polarization	Vertical																																																																								
Test By :Paul Lin Temperature(°C):25 Humidity(%):62																																																																									
<div></div> <table><tr><th></th><th>Freq. MHz</th><th>Emission level dBuV/m</th><th>Limit dBuV/m</th><th>Margin dB</th><th>SA reading dBuV</th><th>Factor dB/m</th><th>Remark</th><th>ANT High cm</th><th>Turn Table deg</th></tr><tr><td>1</td><td>4000.00</td><td>45.13</td><td>54.00</td><td>-8.87</td><td>47.37</td><td>-2.24</td><td>Average</td><td>308</td><td>205</td></tr><tr><td>2</td><td>4000.00</td><td>56.18</td><td>74.00</td><td>-17.82</td><td>58.42</td><td>-2.24</td><td>Peak</td><td>308</td><td>205</td></tr><tr><td>3</td><td>12770.00</td><td>42.97</td><td>68.20</td><td>-25.23</td><td>36.77</td><td>6.20</td><td>Average</td><td>100</td><td>203</td></tr><tr><td>4</td><td>12770.00</td><td>57.03</td><td>88.20</td><td>-31.17</td><td>50.83</td><td>6.20</td><td>Peak</td><td>100</td><td>203</td></tr><tr><td>5</td><td>19155.00</td><td>40.23</td><td>54.00</td><td>-13.77</td><td>39.24</td><td>0.99</td><td>Average</td><td>100</td><td>102</td></tr><tr><td>6</td><td>19155.00</td><td>54.43</td><td>74.00</td><td>-19.57</td><td>53.44</td><td>0.99</td><td>Peak</td><td>100</td><td>102</td></tr></table>					Freq. MHz	Emission level dBuV/m	Limit dBuV/m	Margin dB	SA reading dBuV	Factor dB/m	Remark	ANT High cm	Turn Table deg	1	4000.00	45.13	54.00	-8.87	47.37	-2.24	Average	308	205	2	4000.00	56.18	74.00	-17.82	58.42	-2.24	Peak	308	205	3	12770.00	42.97	68.20	-25.23	36.77	6.20	Average	100	203	4	12770.00	57.03	88.20	-31.17	50.83	6.20	Peak	100	203	5	19155.00	40.23	54.00	-13.77	39.24	0.99	Average	100	102	6	19155.00	54.43	74.00	-19.57	53.44	0.99	Peak	100	102
	Freq. MHz	Emission level dBuV/m	Limit dBuV/m	Margin dB	SA reading dBuV	Factor dB/m	Remark	ANT High cm	Turn Table deg																																																																
1	4000.00	45.13	54.00	-8.87	47.37	-2.24	Average	308	205																																																																
2	4000.00	56.18	74.00	-17.82	58.42	-2.24	Peak	308	205																																																																
3	12770.00	42.97	68.20	-25.23	36.77	6.20	Average	100	203																																																																
4	12770.00	57.03	88.20	-31.17	50.83	6.20	Peak	100	203																																																																
5	19155.00	40.23	54.00	-13.77	39.24	0.99	Average	100	102																																																																
6	19155.00	54.43	74.00	-19.57	53.44	0.99	Peak	100	102																																																																
Note 1: Emission Level (dBUV/m) = SA Reading (dBUV) + Factor* (dB/m) *Factor includes antenna factor , cable loss and amplifier gain Note 2: Margin (dB) = Emission level (dBUV/m) – Limit (dBUV/m).																																																																									

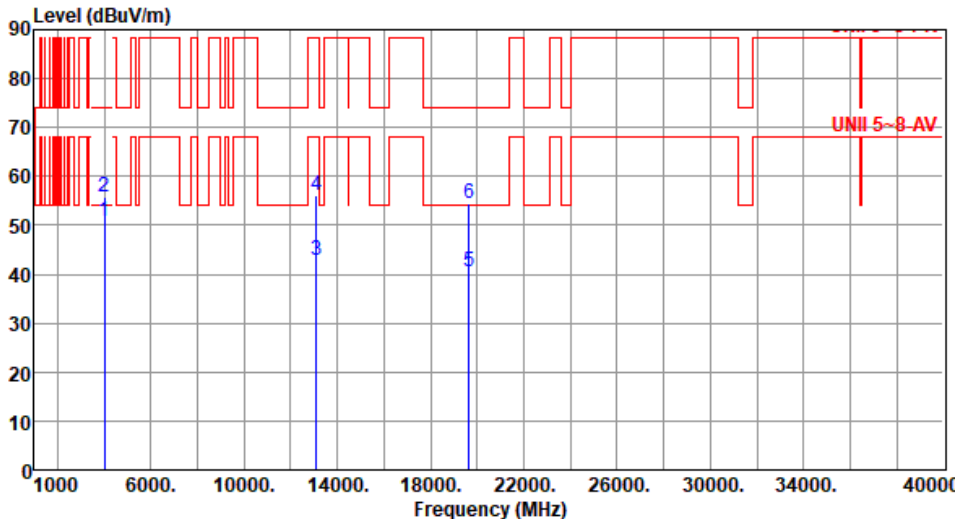


Modulation	ax HE80-OFDMA	Test Freq. (MHz)	6465
Polarization	Horizontal		
Test By :Paul Lin Temperature(°C):25 Humidity(%):62			
<div><div><div>Level (dBUV/m)</div><div><div><div><div><div><div></div><div></div><div></div><div></div><div></div><div></div><div></div><div></div><div></div><div></div><div></div><div></div><div></div><div></div><div></div><div></div><div></div><div></div><div></div><div></div><div></div><div></div><div></div><div></div><div></div><div></div><div></div><div></div><div></div><div></div><div></div><div></div><div></div><div></div><div></div><div></div><div></div><div></div><div></div><div></div><div></div><div></div><div></div><div></div><div></div><div></div><div></div><div></div><div></div><div></div><div></div><div></div><div></div><div></div><div></div><div></div><div></div><div></div><div></div><div></div><div></div><div></div><div></div><div></div><div></div><div></div><div></div><div></div><div></div><div></div><div></div><div></div><div></div><div></div><div></div><div></div><div></div><div></div><div></div><div></div><div></div><div></div><div></div><div></div><div></div><div></div><div></div><div></div><div></div><div></div><div></div><div></div><div></div><div></div><div></div><div></div><div></div><div></div><div></div><div></div><div></div><div></div><div></div><div></div><div></div><div></div><div></div><div></div><div></div><div></div><div></div><div></div><div></div><div></div><div></div><div></div><div></div><div></div><div></div><div></div><div></div><div></div><div></div><div></div><div></div><div></div><div></div><div></div><div></div><div></div><div></div><div></div><div></div><div></div><div></div><div></div><div></div><div></div><div></div><div></div><div></div><div></div><div></div><div></div><div></div><div></div><div></div><div></div><div></div><div></div><div></div><div></div><div></div><div></div><div></div><div></div><div></div><div></div><div></div><div></div><div></div><div></div><div></div><div></div><div></div><div></div><div></div><div></div><div></div><div></div><div></div><div></div><div></div><div></div><div></div><div></div><div></div><div></div><div></div><div></div><div></div><div></div><div></div><div></div><div></div><div></div><div></div><div></div><div></div><div></div><div></div><div></div><div></div><div></div><div></div><div></div><div></div><div></div><div></div><div></div><div></div><div></div><div></div><div></div><div></div><div></div><div></div><div></div><div></div><div></div><div></div><div></div><div></div><div></div><div></div><div></div><div></div><div></div><div></div><div></div><div></div><div></div><div></div><div></div><div></div><div></div><div></div><div></div><div></div><div></div><div></div><div></div><div></div><div></div><div></div><div></div><div></div><div></div><div></div><div></div><div></div><div></div><div></div><div></div><div></div><div></div><div></div><div></div><div></div><div></div><div></div><div></div><div></div><div></div><div></div><div></div><div></div><div></div><div></div><div></div><div></div><div></div><div></div><div></div><div></div><div></div><div></div><div></div><div></div><div></div><div></div><div></div><div></div><div></div><div></div><div></div><div></div><div></div><div></div><div></div><div></div><div></div><div></div><div></div><div></div><div></div><div></div><div></div><div></div><div></div><div></div><div></div><div></div><div></div><div></div><div></div><div></div><div></div><div></div><div></div><div></div><div></div><div></div><div></div><div></div><div></div><div></div><div></div><div></div><div></div><div></div><div></div><div></div><div></div><div></div><div></div><div></div><div></div><div></div><div></div><div></div><div></div><div></div><div></div><div></div><div></div><div></div><div></div><div></div><div></div><div></div><div></div><div></div><div></div><div></div><div></div><div></div><div></div><div></div><div></div><div></div><div></div><div></div><div></div><div></div><div></div><div></div><div></div><div></div><div></div><div></div><div></div><div></div><div></div><div></div><div></div><div></div><div></div><div></div><div></div><div></div><div></div><div></div><div></div><div></div><div></div><div></div><div></div><div></div><div></div><div></div><div></div><div></div><div></div><div></div><div></div><div></div><div></div><div></div><div></div><div></div><div></div><div></div><div></div><div></div><div></div><div></div><div></div><div></div><div></div><div></div><div></div><div></div><div></div><div></div><div></div><div></div><div></div><div></div><div></div><div></div><div></div><div></div><div></div><div></div><div></div><div></div><div></div><div></div><div></div><div></div><div></div><div></div><div></div><div></div><div></div><div></div><div></div><div></div><div></div><div></div><div></div><div></div><div></div><div></div><div></div><div></div><div></div><div></div><div></div><div></div><div></div><div></div><div></div><div></div><div></div><div></div><div></div><div></div><div></div><div></div><div></div><div></div><div></div><div></div><div></div><div></div><div></div><div></div><div></div><div></div><div></div><div></div><div></div><div></div><div></div><div></div><div></div><div></div><div></div><div></div><div></div><div></div><div></div><div></div><div></div><div></div><div></div><div></div><div></div><div></div><div></div><div></div><div></div><div></div><div></div><div></div><div></div><div></div><div></div><div></div><div></div><div></div><div></div><div></div><div></div><div></div><div></div><div></div><div></div><div></div><div></div><div></div><div></div><div></div><div></div><div></div><div></div><div></div><div></div><div></div><div></div><div></div><div></div><div></div><div></div><div></div><div></div><div></div><div></div><div></div><div></div><div></div><div></div><div></div><div></div><div></div><div></div><div></div><div></div><div></div><div></div><div></div><div></div><div></div><div></div><div></div><div></div><div></div><div></div><div></div><div></div><div></div><div></div><div></div><div></div><div></div><div></div><div></div><div></div><div></div><div></div><div></div><div></div><div></div><div></div><div></div><div></div><div></div><div></div><div></div><div></div><div></div><div></div><div></div><div></div><div></div><div></div><div></div><div></div><div></div><div></div><div></div><div></div><div></div><div></div><div></div><div></div><div></div><div></div><div></div><div></div><div></div><div></div><div></div><div></div><div></div><div></div><div></div><div></div><div></div><div></div><div></div><div></div><div></div><div></div><div></div><div></div><div></div><div></div><div></div><div></div><div></div><div></div><div></div><div></div><div></div><div></div><div></div><div></div><div></div><div></div><div></div><div></div><div></div><div></div><div></div><div></div><div></div><div></div><div></div><div></div><div></div><div></div><div></div><div></div><div></div><div></div><div></div><div></div><div></div><div></div><div></div><div></div><div></div><div></div><div></div><div></div><div></div><div></div><div></div><div></div><div></div><div></div><div></div><div></div><div></div><div></div><div></div><div></div><div></div><div></div><div></div><div></div><div></div><div></div><div></div><div></div><div></div><div></div><div></div><div></div><div></div><div></div><div></div><div></div><div></div><div></div><div></div><div></div><div></div><div></div><div></div><div></div><div></div><div></div><div></div><div></div><div></div><div></div><div></div><div></div><div></div><div></div><div></div><div></div><div></div><div></div><div></div><div></div><div></div><div></div><div></div><div></div><div></div><div></div><div></div><div></div><div></div><div></div><div></div><div></div><div></div><div></div><div></div><div></div><div></div><div></div><div></div><div></div><div></div><div></div><div></div><div></div><div></div><div></div><div></div><div></div><div></div><div></div><div></div><div></div><div></div><div></div><div></div><div></div><div></div><div></div><div></div><div></div><div></div><div></div><div></div><div></div><div></div><div></div><div></div><div></div><div></div><div></div><div></div><div></div><div></div><div></div><div></div><div></div><div></div><div></div><div></div><div></div><div></div><div></div><div></div><div></div><div></div><div></div><div></div><div></div><div></div><div></div><div></div><div></div><div></div><div></div><div></div><div></div><div></div><div></div><div></div><div></div><div></div><div></div><div></div><div></div><div></div><div></div><div></div><div></div><div></div><div></div><div></div><div></div><div></div><div></div><div></div><div></div><div></div><div></div><div></div><div></div><div></div><div></div><div></div><div></div><div></div><div></div><div></div><div></div><div></div><div></div><div></div><div></div><div></div><div></div><div></div><div></div><div></div><div></div><div></div><div></div><div></div><div></div><div></div><div></div><div></div><div></div><div></div><div></div><div></div><div></div><div></div><div></div><div></div><div></div><div></div><div></div><div></div><div></div><div></div><div></div><div></div><div></div><div></div><div></div><div></div><div></div><div></div><div></div><div></div><div></div><div></div><div></div><div></div><div></div><div></div><div></div><div></div><div></div><div></div><div></div><div></div><div></div><div></div><div></div><div></div><div></div><div></div><div></div><div></div><div></div><div></div><div></div><div></div><div></div><div></div><div></div><div></div><div></div><div></div><div></div><div></div><div></div><div></div><div></div><div></div><div></div><div></div><div></div><div></div><div></div><div></div><div></div><div></div><div></div><div></div><div></div><div></div><div></div><div></div><div></div><div></div><div></div><div></div><div></div><div></div><div></div><div></div><div></div><div></div><div></div><div></div><div></div><div></div><div></div><div></div><div></div><div></div><div></div><div></div><div></div><div></div><div></div><div></div><div></div><div></div><div></div><div></div><div></div><div></div><div></div><div></div><div></div><div></div><div></div><div></div><div></div><div></div><div></div><div></div><div></div><div></div><div></div><div></div><div></div><div></div><div></div><div></div><div></div><div></div><div></div><div></div><div></div><div></div><div></div><div></div><div></div><div></div><div></div><div></div><div></div><div></div><div></div><div></div><div></div><div></div><div></div><div></div><div></div><div></div><div></div><div></div><div></div><div></div><div></div><div></div><div></div><div></div><div></div><div></div><div></div><div></div><div></div><div></div><div></div><div></div><div></div><div></div><div></div><div></div><div></div><div></div><div></div><div></div><div></div><div></div><div></div><div></div><div></div><div></div><div></div><div></div><div></div><div></div><div></div><div></div><div></div><div></div><div></div><div></div><div></div><div></div><div></div><div></div><div></div><div></div><div></div><div></div><div></div><div></div><div></div><div></div><div></div><div></div><div></div><div></div><div></div><div></div><div></div><div></div><div></div><div></div><div></div><div></div><div></div><div></div><div></div><div></div><div></div><div></div><div></div><div></div><div></div><div></div><div></div><div></div><div></div><div></div><div></div><div></div><div></div><div></div><div></div><div></div><div></div><div></div><div></div><div></div><div></div><div></div><div></div><div></div><div></div><div></div><div></div><div></div><div></div><div></div><div></div><div></div><div></div><div></div><div></div><div></div><div></div><div></div><div></div><div></div><div></div><div></div><div></div><div></div><div></div><div></div><div></div><div></div><div></div><div></div><div></div><div></div><div></div><div></div><div></div><div></div><div></div><div></div><div></div><div></div><div></div><div></div><div></div><div></div><div></div><div></div><div></div><div></div><div></div><div></div><div></div><div></div><div></div><div></div><div></div><div></div><div></div><div></div><div></div><div></div><div></div><div></div><div></div><div></div><div></div><div></div><div></div><div></div><div></div><div></div><div></div><div></div><div></div><div></div><div></div><div></div><div></div><div></div><div></div><div></div><div></div><div></div><div></div><div></div><div></div><div></div><div></div><div></div><div></div><div></div><div></div><div></div><div></div><div></div><div></div><div></div><div></div><div></div><div></div><div></div><div></div><div></div><div></div><div></div><div></div><div></div><div></div><div></div><div></div><div></div><div></div><div></div><div></div><div></div><div></div><div></div><div></div><div></div><div></div><div></div><div></div><div></div><div></div><div></div><div></div><div></div><div></div><div></div><div></div><div></div><div></div><div></div><div></div><div></div><div></div><div></div><div></div><div></div><div></div><div></div><div></div><div></div></div></div></div></div></div></div></div>			

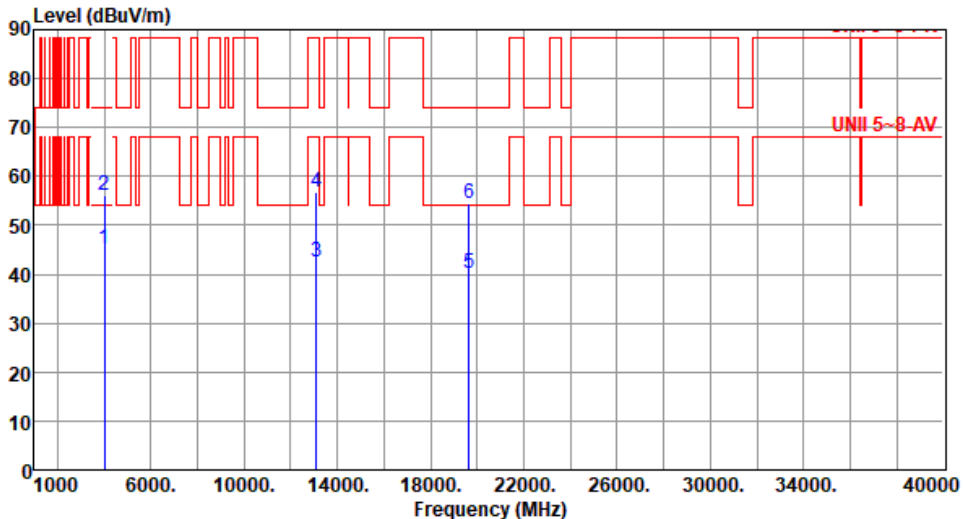


Modulation	ax HE80-OFDMA	Test Freq. (MHz)	6465																																																																						
Polarization	Vertical																																																																								
Test By :Paul Lin Temperature(°C):25 Humidity(%):62																																																																									
<div><table><tr><th></th><th>Freq. MHz</th><th>Emission level dBUV/m</th><th>Limit dBUV/m</th><th>Margin dB</th><th>SA reading dBUV</th><th>Factor dB/m</th><th>Remark</th><th>ANT High cm</th><th>Turn Table deg</th></tr><tr><td>1</td><td>4000.00</td><td>44.86</td><td>54.00</td><td>-9.14</td><td>47.10</td><td>-2.24</td><td>Average</td><td>305</td><td>201</td></tr><tr><td>2</td><td>4000.00</td><td>51.53</td><td>74.00</td><td>-22.47</td><td>53.77</td><td>-2.24</td><td>Peak</td><td>305</td><td>201</td></tr><tr><td>3</td><td>12930.00</td><td>42.88</td><td>68.20</td><td>-25.32</td><td>36.48</td><td>6.40</td><td>Average</td><td>100</td><td>186</td></tr><tr><td>4</td><td>12930.00</td><td>56.71</td><td>88.20</td><td>-31.49</td><td>50.31</td><td>6.40</td><td>Peak</td><td>100</td><td>186</td></tr><tr><td>5</td><td>19395.00</td><td>41.37</td><td>54.00</td><td>-12.63</td><td>40.28</td><td>1.09</td><td>Average</td><td>100</td><td>122</td></tr><tr><td>6</td><td>19395.00</td><td>53.72</td><td>74.00</td><td>-20.28</td><td>52.63</td><td>1.09</td><td>Peak</td><td>100</td><td>122</td></tr></table></div>					Freq. MHz	Emission level dBUV/m	Limit dBUV/m	Margin dB	SA reading dBUV	Factor dB/m	Remark	ANT High cm	Turn Table deg	1	4000.00	44.86	54.00	-9.14	47.10	-2.24	Average	305	201	2	4000.00	51.53	74.00	-22.47	53.77	-2.24	Peak	305	201	3	12930.00	42.88	68.20	-25.32	36.48	6.40	Average	100	186	4	12930.00	56.71	88.20	-31.49	50.31	6.40	Peak	100	186	5	19395.00	41.37	54.00	-12.63	40.28	1.09	Average	100	122	6	19395.00	53.72	74.00	-20.28	52.63	1.09	Peak	100	122
	Freq. MHz	Emission level dBUV/m	Limit dBUV/m	Margin dB	SA reading dBUV	Factor dB/m	Remark	ANT High cm	Turn Table deg																																																																
1	4000.00	44.86	54.00	-9.14	47.10	-2.24	Average	305	201																																																																
2	4000.00	51.53	74.00	-22.47	53.77	-2.24	Peak	305	201																																																																
3	12930.00	42.88	68.20	-25.32	36.48	6.40	Average	100	186																																																																
4	12930.00	56.71	88.20	-31.49	50.31	6.40	Peak	100	186																																																																
5	19395.00	41.37	54.00	-12.63	40.28	1.09	Average	100	122																																																																
6	19395.00	53.72	74.00	-20.28	52.63	1.09	Peak	100	122																																																																
Note 1: Emission Level (dBUV/m) = SA Reading (dBUV) + Factor* (dB/m) *Factor includes antenna factor , cable loss and amplifier gain Note 2: Margin (dB) = Emission level (dBUV/m) – Limit (dBUV/m).																																																																									



Modulation	ax HE80-OFDMA	Test Freq. (MHz)	6545																																																																						
Polarization	Horizontal																																																																								
Test By :Paul Lin Temperature(°C):25 Humidity(%):62																																																																									
<div><div><div>Level (dBuV/m)</div><div></div><div>Frequency (MHz)</div></div><table><thead><tr><th></th><th>Freq. MHz</th><th>Emission level dBuV/m</th><th>Limit dBuV/m</th><th>Margin dB</th><th>SA reading dBuV</th><th>Factor dB/m</th><th>Remark</th><th>ANT High cm</th><th>Turn Table deg</th></tr></thead><tbody><tr><td>1</td><td>4000.00</td><td>50.93</td><td>54.00</td><td>-3.07</td><td>53.17</td><td>-2.24</td><td>Average</td><td>287</td><td>133</td></tr><tr><td>2</td><td>4000.00</td><td>55.63</td><td>74.00</td><td>-18.37</td><td>57.87</td><td>-2.24</td><td>Peak</td><td>287</td><td>133</td></tr><tr><td>3</td><td>13090.00</td><td>42.71</td><td>68.20</td><td>-25.49</td><td>36.74</td><td>5.97</td><td>Average</td><td>100</td><td>182</td></tr><tr><td>4</td><td>13090.00</td><td>56.27</td><td>88.20</td><td>-31.93</td><td>50.30</td><td>5.97</td><td>Peak</td><td>100</td><td>182</td></tr><tr><td>5</td><td>19635.00</td><td>40.49</td><td>54.00</td><td>-13.51</td><td>39.24</td><td>1.25</td><td>Average</td><td>100</td><td>224</td></tr><tr><td>6</td><td>19635.00</td><td>54.50</td><td>74.00</td><td>-19.50</td><td>53.25</td><td>1.25</td><td>Peak</td><td>100</td><td>224</td></tr></tbody></table></div>					Freq. MHz	Emission level dBuV/m	Limit dBuV/m	Margin dB	SA reading dBuV	Factor dB/m	Remark	ANT High cm	Turn Table deg	1	4000.00	50.93	54.00	-3.07	53.17	-2.24	Average	287	133	2	4000.00	55.63	74.00	-18.37	57.87	-2.24	Peak	287	133	3	13090.00	42.71	68.20	-25.49	36.74	5.97	Average	100	182	4	13090.00	56.27	88.20	-31.93	50.30	5.97	Peak	100	182	5	19635.00	40.49	54.00	-13.51	39.24	1.25	Average	100	224	6	19635.00	54.50	74.00	-19.50	53.25	1.25	Peak	100	224
	Freq. MHz	Emission level dBuV/m	Limit dBuV/m	Margin dB	SA reading dBuV	Factor dB/m	Remark	ANT High cm	Turn Table deg																																																																
1	4000.00	50.93	54.00	-3.07	53.17	-2.24	Average	287	133																																																																
2	4000.00	55.63	74.00	-18.37	57.87	-2.24	Peak	287	133																																																																
3	13090.00	42.71	68.20	-25.49	36.74	5.97	Average	100	182																																																																
4	13090.00	56.27	88.20	-31.93	50.30	5.97	Peak	100	182																																																																
5	19635.00	40.49	54.00	-13.51	39.24	1.25	Average	100	224																																																																
6	19635.00	54.50	74.00	-19.50	53.25	1.25	Peak	100	224																																																																
Note 1: Emission Level (dBuV/m) = SA Reading (dBuV) + Factor* (dB/m) *Factor includes antenna factor , cable loss and amplifier gain Note 2: Margin (dB) = Emission level (dBuV/m) – Limit (dBuV/m).																																																																									

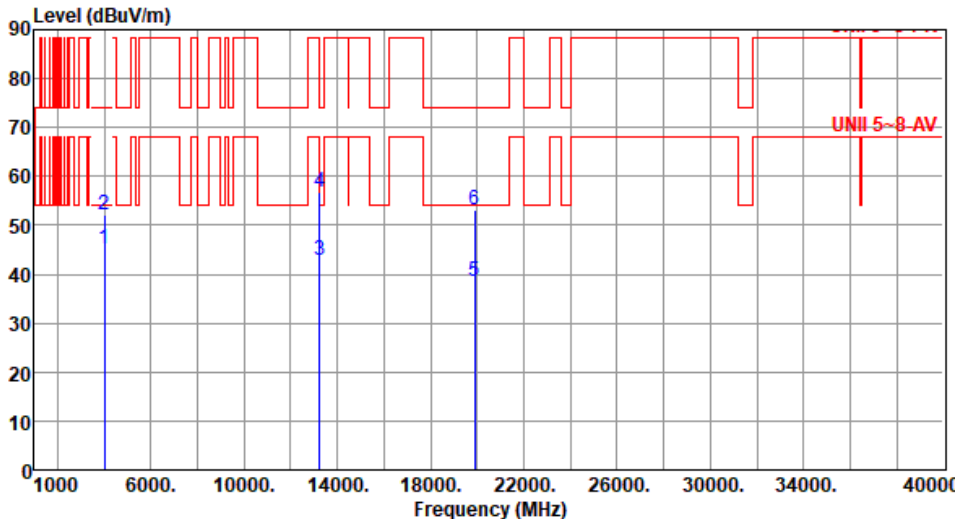


Modulation	ax HE80-OFDMA	Test Freq. (MHz)	6545																																																																							
Polarization	Vertical																																																																									
Test By :Paul Lin Temperature(°C):25 Humidity(%):62																																																																										
<div></div>																																																																										
	<table><tr><th></th><th>Freq. MHz</th><th>Emission level dBuV/m</th><th>Limit dBuV/m</th><th>Margin dB</th><th>SA reading dBuV</th><th>Factor dB/m</th><th>Remark</th><th>ANT High cm</th><th>Turn Table deg</th></tr><tr><td>1</td><td>4000.00</td><td>45.03</td><td>54.00</td><td>-8.97</td><td>47.27</td><td>-2.24</td><td>Average</td><td>308</td><td>206</td></tr><tr><td>2</td><td>4000.00</td><td>56.13</td><td>74.00</td><td>-17.87</td><td>58.37</td><td>-2.24</td><td>Peak</td><td>308</td><td>206</td></tr><tr><td>3</td><td>13090.00</td><td>42.47</td><td>68.20</td><td>-25.73</td><td>36.50</td><td>5.97</td><td>Average</td><td>100</td><td>188</td></tr><tr><td>4</td><td>13090.00</td><td>56.77</td><td>88.20</td><td>-31.43</td><td>50.80</td><td>5.97</td><td>Peak</td><td>100</td><td>188</td></tr><tr><td>5</td><td>19635.00</td><td>40.32</td><td>54.00</td><td>-13.68</td><td>39.07</td><td>1.25</td><td>Average</td><td>100</td><td>116</td></tr><tr><td>6</td><td>19635.00</td><td>54.53</td><td>74.00</td><td>-19.47</td><td>53.28</td><td>1.25</td><td>Peak</td><td>100</td><td>116</td></tr></table>		Freq. MHz	Emission level dBuV/m	Limit dBuV/m	Margin dB	SA reading dBuV	Factor dB/m	Remark	ANT High cm	Turn Table deg	1	4000.00	45.03	54.00	-8.97	47.27	-2.24	Average	308	206	2	4000.00	56.13	74.00	-17.87	58.37	-2.24	Peak	308	206	3	13090.00	42.47	68.20	-25.73	36.50	5.97	Average	100	188	4	13090.00	56.77	88.20	-31.43	50.80	5.97	Peak	100	188	5	19635.00	40.32	54.00	-13.68	39.07	1.25	Average	100	116	6	19635.00	54.53	74.00	-19.47	53.28	1.25	Peak	100	116			
	Freq. MHz	Emission level dBuV/m	Limit dBuV/m	Margin dB	SA reading dBuV	Factor dB/m	Remark	ANT High cm	Turn Table deg																																																																	
1	4000.00	45.03	54.00	-8.97	47.27	-2.24	Average	308	206																																																																	
2	4000.00	56.13	74.00	-17.87	58.37	-2.24	Peak	308	206																																																																	
3	13090.00	42.47	68.20	-25.73	36.50	5.97	Average	100	188																																																																	
4	13090.00	56.77	88.20	-31.43	50.80	5.97	Peak	100	188																																																																	
5	19635.00	40.32	54.00	-13.68	39.07	1.25	Average	100	116																																																																	
6	19635.00	54.53	74.00	-19.47	53.28	1.25	Peak	100	116																																																																	
Note 1: Emission Level (dBuV/m) = SA Reading (dBuV) + Factor* (dB/m) *Factor includes antenna factor , cable loss and amplifier gain Note 2: Margin (dB) = Emission level (dBuV/m) – Limit (dBuV/m).																																																																										

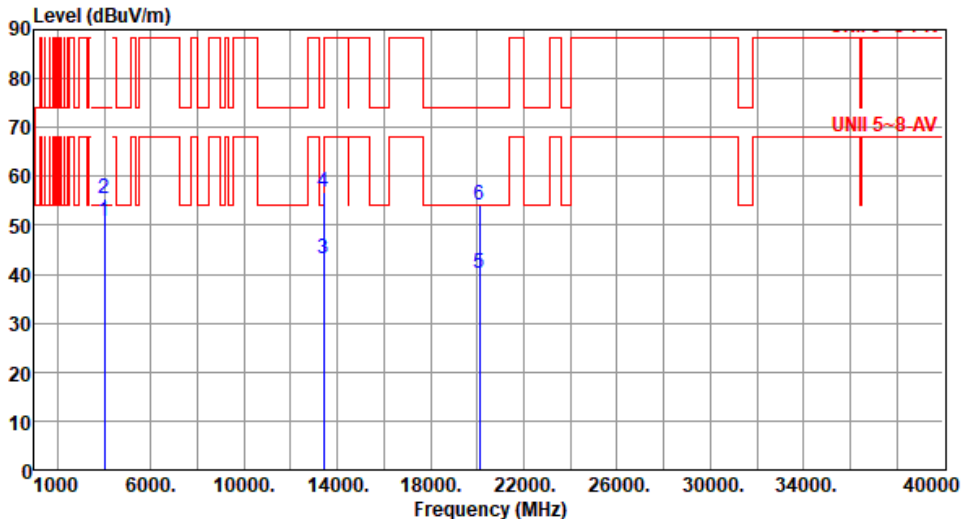


Modulation	ax HE80-OFDMA	Test Freq. (MHz)	6625																																																																						
Polarization	Horizontal																																																																								
Test By :Paul Lin Temperature(°C):25 Humidity(%):62																																																																									
<div><div><div>Level (dBUV/m)</div><div><div>UNII 5-8-AV</div></div></div><table><tr><th></th><th>Freq. MHz</th><th>Emission level dBUV/m</th><th>Limit dBUV/m</th><th>Margin dB</th><th>SA reading dBUV</th><th>Factor dB/m</th><th>Remark</th><th>ANT High cm</th><th>Turn Table deg</th></tr><tr><td>1</td><td>4000.00</td><td>50.86</td><td>54.00</td><td>-3.14</td><td>53.10</td><td>-2.24</td><td>Average</td><td>289</td><td>135</td></tr><tr><td>2</td><td>4000.00</td><td>55.82</td><td>74.00</td><td>-18.18</td><td>58.06</td><td>-2.24</td><td>Peak</td><td>289</td><td>135</td></tr><tr><td>3</td><td>13250.00</td><td>42.93</td><td>54.00</td><td>-11.07</td><td>37.14</td><td>5.79</td><td>Average</td><td>100</td><td>162</td></tr><tr><td>4</td><td>13250.00</td><td>56.61</td><td>74.00</td><td>-17.39</td><td>50.82</td><td>5.79</td><td>Peak</td><td>100</td><td>162</td></tr><tr><td>5</td><td>19875.00</td><td>40.60</td><td>54.00</td><td>-13.40</td><td>39.23</td><td>1.37</td><td>Average</td><td>100</td><td>98</td></tr><tr><td>6</td><td>19875.00</td><td>54.49</td><td>74.00</td><td>-19.51</td><td>53.12</td><td>1.37</td><td>Peak</td><td>100</td><td>98</td></tr></table></div>					Freq. MHz	Emission level dBUV/m	Limit dBUV/m	Margin dB	SA reading dBUV	Factor dB/m	Remark	ANT High cm	Turn Table deg	1	4000.00	50.86	54.00	-3.14	53.10	-2.24	Average	289	135	2	4000.00	55.82	74.00	-18.18	58.06	-2.24	Peak	289	135	3	13250.00	42.93	54.00	-11.07	37.14	5.79	Average	100	162	4	13250.00	56.61	74.00	-17.39	50.82	5.79	Peak	100	162	5	19875.00	40.60	54.00	-13.40	39.23	1.37	Average	100	98	6	19875.00	54.49	74.00	-19.51	53.12	1.37	Peak	100	98
	Freq. MHz	Emission level dBUV/m	Limit dBUV/m	Margin dB	SA reading dBUV	Factor dB/m	Remark	ANT High cm	Turn Table deg																																																																
1	4000.00	50.86	54.00	-3.14	53.10	-2.24	Average	289	135																																																																
2	4000.00	55.82	74.00	-18.18	58.06	-2.24	Peak	289	135																																																																
3	13250.00	42.93	54.00	-11.07	37.14	5.79	Average	100	162																																																																
4	13250.00	56.61	74.00	-17.39	50.82	5.79	Peak	100	162																																																																
5	19875.00	40.60	54.00	-13.40	39.23	1.37	Average	100	98																																																																
6	19875.00	54.49	74.00	-19.51	53.12	1.37	Peak	100	98																																																																
Note 1: Emission Level (dBUV/m) = SA Reading (dBUV) + Factor* (dB/m) *Factor includes antenna factor , cable loss and amplifier gain Note 2: Margin (dB) = Emission level (dBUV/m) – Limit (dBUV/m).																																																																									



Modulation	ax HE80-OFDMA	Test Freq. (MHz)	6625																																																																						
Polarization	Vertical																																																																								
Test By :Paul Lin Temperature(°C):25 Humidity(%):62																																																																									
<div><div><div>Level (dBuV/m)</div><div></div></div><table><thead><tr><th></th><th>Freq. MHz</th><th>Emission level dBuV/m</th><th>Limit dBuV/m</th><th>Margin dB</th><th>SA reading dBuV</th><th>Factor dB/m</th><th>Remark</th><th>ANT High cm</th><th>Turn Table deg</th></tr></thead><tbody><tr><td>1</td><td>4000.00</td><td>45.02</td><td>54.00</td><td>-8.98</td><td>47.26</td><td>-2.24</td><td>Average</td><td>305</td><td>209</td></tr><tr><td>2</td><td>4000.00</td><td>52.00</td><td>74.00</td><td>-22.00</td><td>54.24</td><td>-2.24</td><td>Peak</td><td>305</td><td>209</td></tr><tr><td>3</td><td>13250.00</td><td>42.68</td><td>54.00</td><td>-11.32</td><td>36.89</td><td>5.79</td><td>Average</td><td>100</td><td>133</td></tr><tr><td>4</td><td>13250.00</td><td>56.86</td><td>74.00</td><td>-17.14</td><td>51.07</td><td>5.79</td><td>Peak</td><td>100</td><td>133</td></tr><tr><td>5</td><td>19875.00</td><td>38.57</td><td>54.00</td><td>-15.43</td><td>37.20</td><td>1.37</td><td>Average</td><td>100</td><td>113</td></tr><tr><td>6</td><td>19875.00</td><td>53.15</td><td>74.00</td><td>-20.85</td><td>51.78</td><td>1.37</td><td>Peak</td><td>100</td><td>113</td></tr></tbody></table></div>					Freq. MHz	Emission level dBuV/m	Limit dBuV/m	Margin dB	SA reading dBuV	Factor dB/m	Remark	ANT High cm	Turn Table deg	1	4000.00	45.02	54.00	-8.98	47.26	-2.24	Average	305	209	2	4000.00	52.00	74.00	-22.00	54.24	-2.24	Peak	305	209	3	13250.00	42.68	54.00	-11.32	36.89	5.79	Average	100	133	4	13250.00	56.86	74.00	-17.14	51.07	5.79	Peak	100	133	5	19875.00	38.57	54.00	-15.43	37.20	1.37	Average	100	113	6	19875.00	53.15	74.00	-20.85	51.78	1.37	Peak	100	113
	Freq. MHz	Emission level dBuV/m	Limit dBuV/m	Margin dB	SA reading dBuV	Factor dB/m	Remark	ANT High cm	Turn Table deg																																																																
1	4000.00	45.02	54.00	-8.98	47.26	-2.24	Average	305	209																																																																
2	4000.00	52.00	74.00	-22.00	54.24	-2.24	Peak	305	209																																																																
3	13250.00	42.68	54.00	-11.32	36.89	5.79	Average	100	133																																																																
4	13250.00	56.86	74.00	-17.14	51.07	5.79	Peak	100	133																																																																
5	19875.00	38.57	54.00	-15.43	37.20	1.37	Average	100	113																																																																
6	19875.00	53.15	74.00	-20.85	51.78	1.37	Peak	100	113																																																																
Note 1: Emission Level (dBuV/m) = SA Reading (dBuV) + Factor* (dB/m) *Factor includes antenna factor , cable loss and amplifier gain Note 2: Margin (dB) = Emission level (dBuV/m) – Limit (dBuV/m).																																																																									

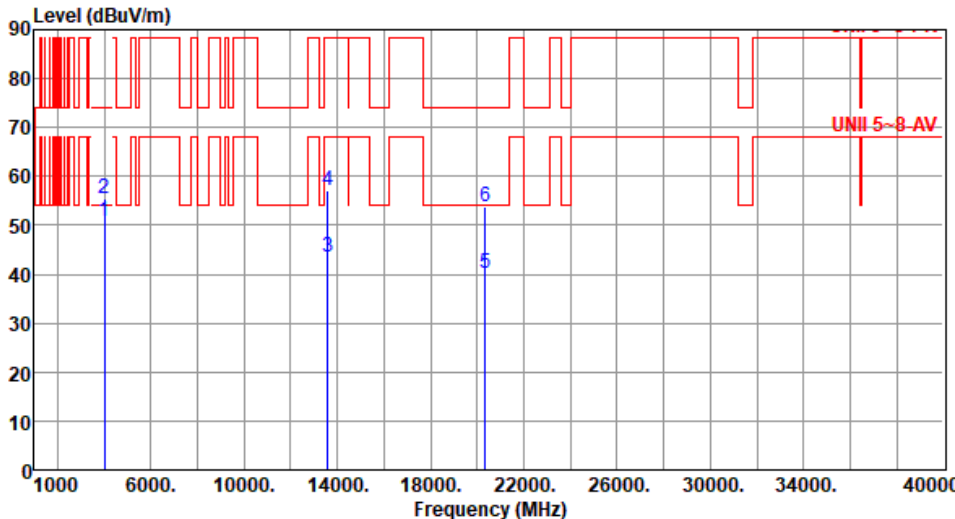


Modulation	ax HE80-OFDMA	Test Freq. (MHz)	6705																																																																						
Polarization	Horizontal																																																																								
Test By :Paul Lin Temperature(°C):25 Humidity(%):62																																																																									
<div><div><div>Level (dBUV/m)</div><div></div></div><table><tr><th></th><th>Freq. MHz</th><th>Emission level dBUV/m</th><th>Limit dBUV/m</th><th>Margin dB</th><th>SA reading dBUV</th><th>Factor dB/m</th><th>Remark</th><th>ANT High cm</th><th>Turn Table deg</th></tr><tr><td>1</td><td>4000.00</td><td>50.83</td><td>54.00</td><td>-3.17</td><td>53.07</td><td>-2.24</td><td>Average</td><td>285</td><td>137</td></tr><tr><td>2</td><td>4000.00</td><td>55.45</td><td>74.00</td><td>-18.55</td><td>57.69</td><td>-2.24</td><td>Peak</td><td>285</td><td>137</td></tr><tr><td>3</td><td>13410.00</td><td>43.25</td><td>68.20</td><td>-24.95</td><td>37.10</td><td>6.15</td><td>Average</td><td>100</td><td>203</td></tr><tr><td>4</td><td>13410.00</td><td>56.68</td><td>88.20</td><td>-31.52</td><td>50.53</td><td>6.15</td><td>Peak</td><td>100</td><td>203</td></tr><tr><td>5</td><td>20115.00</td><td>40.14</td><td>54.00</td><td>-13.86</td><td>38.58</td><td>1.56</td><td>Average</td><td>100</td><td>156</td></tr><tr><td>6</td><td>20115.00</td><td>53.97</td><td>74.00</td><td>-20.03</td><td>52.41</td><td>1.56</td><td>Peak</td><td>100</td><td>156</td></tr></table></div>					Freq. MHz	Emission level dBUV/m	Limit dBUV/m	Margin dB	SA reading dBUV	Factor dB/m	Remark	ANT High cm	Turn Table deg	1	4000.00	50.83	54.00	-3.17	53.07	-2.24	Average	285	137	2	4000.00	55.45	74.00	-18.55	57.69	-2.24	Peak	285	137	3	13410.00	43.25	68.20	-24.95	37.10	6.15	Average	100	203	4	13410.00	56.68	88.20	-31.52	50.53	6.15	Peak	100	203	5	20115.00	40.14	54.00	-13.86	38.58	1.56	Average	100	156	6	20115.00	53.97	74.00	-20.03	52.41	1.56	Peak	100	156
	Freq. MHz	Emission level dBUV/m	Limit dBUV/m	Margin dB	SA reading dBUV	Factor dB/m	Remark	ANT High cm	Turn Table deg																																																																
1	4000.00	50.83	54.00	-3.17	53.07	-2.24	Average	285	137																																																																
2	4000.00	55.45	74.00	-18.55	57.69	-2.24	Peak	285	137																																																																
3	13410.00	43.25	68.20	-24.95	37.10	6.15	Average	100	203																																																																
4	13410.00	56.68	88.20	-31.52	50.53	6.15	Peak	100	203																																																																
5	20115.00	40.14	54.00	-13.86	38.58	1.56	Average	100	156																																																																
6	20115.00	53.97	74.00	-20.03	52.41	1.56	Peak	100	156																																																																
Note 1: Emission Level (dBUV/m) = SA Reading (dBUV) + Factor* (dB/m) *Factor includes antenna factor , cable loss and amplifier gain Note 2: Margin (dB) = Emission level (dBUV/m) – Limit (dBUV/m).																																																																									

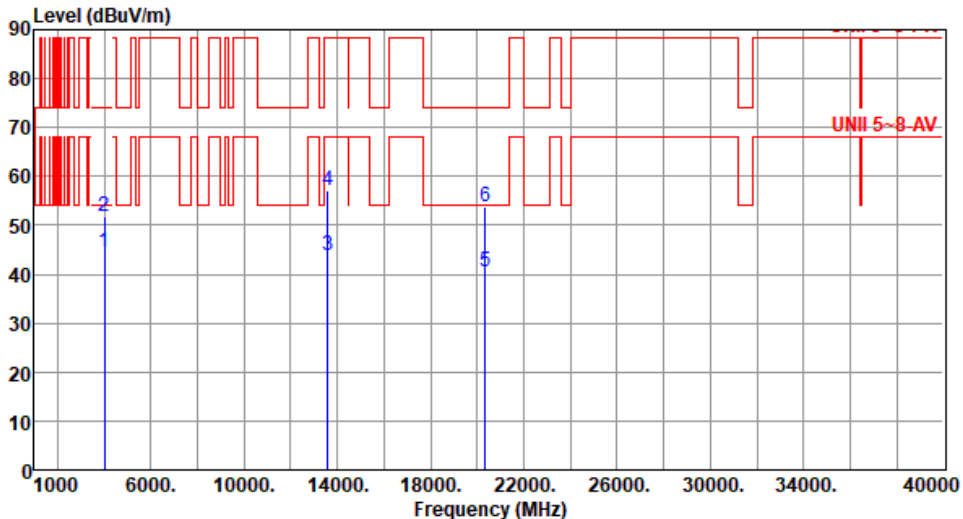


Modulation	ax HE80-OFDMA	Test Freq. (MHz)	6705																																																																						
Polarization	Vertical																																																																								
Test By :Paul Lin Temperature(°C):25 Humidity(%):62																																																																									
<div><div><div>Level (dBUV/m)</div><div></div><div>Frequency (MHz)</div></div></div> <table><thead><tr><th></th><th>Freq. MHz</th><th>Emission level dBUV/m</th><th>Limit dBUV/m</th><th>Margin dB</th><th>SA reading dBUV</th><th>Factor dB/m</th><th>Remark</th><th>ANT High cm</th><th>Turn Table deg</th></tr></thead><tbody><tr><td>1</td><td>4000.00</td><td>44.52</td><td>54.00</td><td>-9.48</td><td>46.76</td><td>-2.24</td><td>Average</td><td>308</td><td>205</td></tr><tr><td>2</td><td>4000.00</td><td>52.09</td><td>74.00</td><td>-21.91</td><td>54.33</td><td>-2.24</td><td>Peak</td><td>308</td><td>205</td></tr><tr><td>3</td><td>13410.00</td><td>43.47</td><td>68.20</td><td>-24.73</td><td>37.32</td><td>6.15</td><td>Average</td><td>100</td><td>157</td></tr><tr><td>4</td><td>13410.00</td><td>56.96</td><td>88.20</td><td>-31.24</td><td>50.81</td><td>6.15</td><td>Peak</td><td>100</td><td>157</td></tr><tr><td>5</td><td>20115.00</td><td>38.36</td><td>54.00</td><td>-15.64</td><td>36.80</td><td>1.56</td><td>Average</td><td>100</td><td>202</td></tr><tr><td>6</td><td>20115.00</td><td>52.48</td><td>74.00</td><td>-21.52</td><td>50.92</td><td>1.56</td><td>Peak</td><td>100</td><td>202</td></tr></tbody></table>					Freq. MHz	Emission level dBUV/m	Limit dBUV/m	Margin dB	SA reading dBUV	Factor dB/m	Remark	ANT High cm	Turn Table deg	1	4000.00	44.52	54.00	-9.48	46.76	-2.24	Average	308	205	2	4000.00	52.09	74.00	-21.91	54.33	-2.24	Peak	308	205	3	13410.00	43.47	68.20	-24.73	37.32	6.15	Average	100	157	4	13410.00	56.96	88.20	-31.24	50.81	6.15	Peak	100	157	5	20115.00	38.36	54.00	-15.64	36.80	1.56	Average	100	202	6	20115.00	52.48	74.00	-21.52	50.92	1.56	Peak	100	202
	Freq. MHz	Emission level dBUV/m	Limit dBUV/m	Margin dB	SA reading dBUV	Factor dB/m	Remark	ANT High cm	Turn Table deg																																																																
1	4000.00	44.52	54.00	-9.48	46.76	-2.24	Average	308	205																																																																
2	4000.00	52.09	74.00	-21.91	54.33	-2.24	Peak	308	205																																																																
3	13410.00	43.47	68.20	-24.73	37.32	6.15	Average	100	157																																																																
4	13410.00	56.96	88.20	-31.24	50.81	6.15	Peak	100	157																																																																
5	20115.00	38.36	54.00	-15.64	36.80	1.56	Average	100	202																																																																
6	20115.00	52.48	74.00	-21.52	50.92	1.56	Peak	100	202																																																																
Note 1: Emission Level (dBUV/m) = SA Reading (dBUV) + Factor* (dB/m) *Factor includes antenna factor , cable loss and amplifier gain Note 2: Margin (dB) = Emission level (dBUV/m) – Limit (dBUV/m).																																																																									

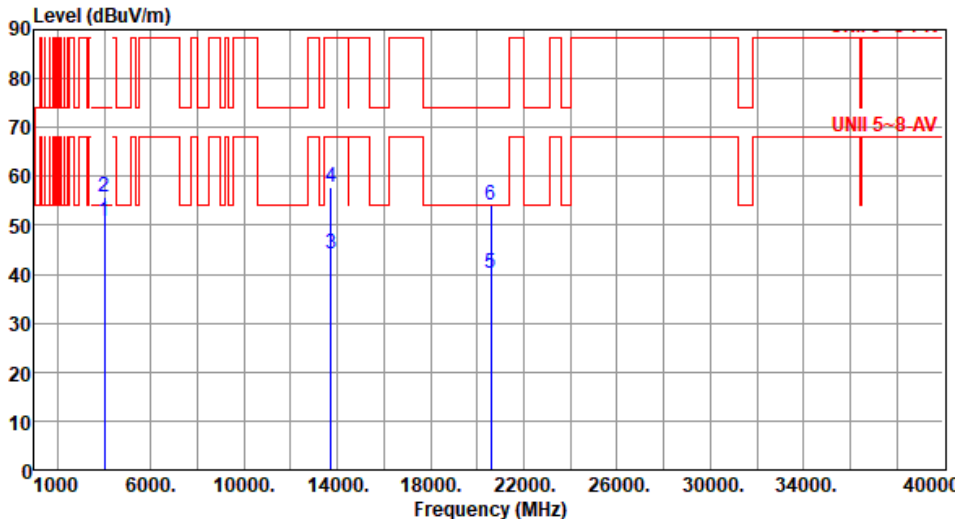


Modulation	ax HE80-OFDMA	Test Freq. (MHz)	6785						
Polarization	Horizontal								
Test By :Paul Lin Temperature(°C):25 Humidity(%):62									
<div><div>Level (dBUV/m)</div><div></div><div>Frequency (MHz)</div></div>									
	Freq. MHz	Emission level dBUV/m	Limit dBUV/m	Margin dB	SA reading dBUV	Factor dB/m	Remark	ANT High cm	Turn Table deg
1	4000.00	50.85	54.00	-3.15	53.09	-2.24	Average	286	136
2	4000.00	55.62	74.00	-18.38	57.86	-2.24	Peak	286	136
3	13570.00	43.66	68.20	-24.54	37.51	6.15	Average	100	209
4	13570.00	56.98	88.20	-31.22	50.83	6.15	Peak	100	209
5	20355.00	40.30	54.00	-13.70	38.48	1.82	Average	100	159
6	20355.00	53.80	74.00	-20.20	51.98	1.82	Peak	100	159
Note 1: Emission Level (dBUV/m) = SA Reading (dBUV) + Factor* (dB/m) *Factor includes antenna factor , cable loss and amplifier gain Note 2: Margin (dB) = Emission level (dBUV/m) – Limit (dBUV/m).									

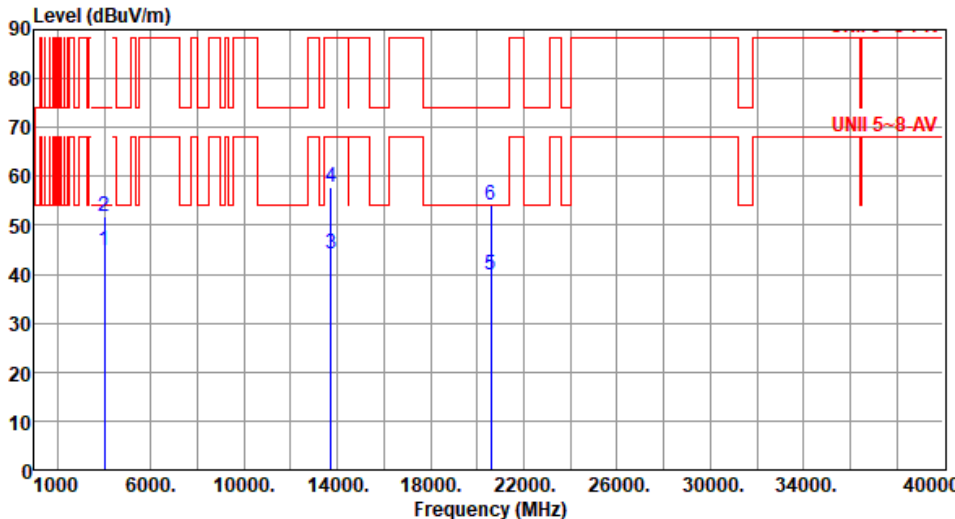


Modulation	ax HE80-OFDMA	Test Freq. (MHz)	6785																																																																						
Polarization	Vertical																																																																								
Test By :Paul Lin Temperature(°C):25 Humidity(%):62																																																																									
<div></div> <table><tr><th></th><th>Freq. MHz</th><th>Emission level dBuV/m</th><th>Limit dBuV/m</th><th>Margin dB</th><th>SA reading dBuV</th><th>Factor dB/m</th><th>Remark</th><th>ANT High cm</th><th>Turn Table deg</th></tr><tr><td>1</td><td>4000.00</td><td>44.64</td><td>54.00</td><td>-9.36</td><td>46.88</td><td>-2.24</td><td>Average</td><td>304</td><td>206</td></tr><tr><td>2</td><td>4000.00</td><td>51.77</td><td>74.00</td><td>-22.23</td><td>54.01</td><td>-2.24</td><td>Peak</td><td>304</td><td>206</td></tr><tr><td>3</td><td>13570.00</td><td>43.72</td><td>68.20</td><td>-24.48</td><td>37.57</td><td>6.15</td><td>Average</td><td>100</td><td>172</td></tr><tr><td>4</td><td>13570.00</td><td>57.02</td><td>88.20</td><td>-31.18</td><td>50.87</td><td>6.15</td><td>Peak</td><td>100</td><td>172</td></tr><tr><td>5</td><td>20355.00</td><td>40.45</td><td>54.00</td><td>-13.55</td><td>38.63</td><td>1.82</td><td>Average</td><td>100</td><td>201</td></tr><tr><td>6</td><td>20355.00</td><td>53.79</td><td>74.00</td><td>-20.21</td><td>51.97</td><td>1.82</td><td>Peak</td><td>100</td><td>201</td></tr></table>					Freq. MHz	Emission level dBuV/m	Limit dBuV/m	Margin dB	SA reading dBuV	Factor dB/m	Remark	ANT High cm	Turn Table deg	1	4000.00	44.64	54.00	-9.36	46.88	-2.24	Average	304	206	2	4000.00	51.77	74.00	-22.23	54.01	-2.24	Peak	304	206	3	13570.00	43.72	68.20	-24.48	37.57	6.15	Average	100	172	4	13570.00	57.02	88.20	-31.18	50.87	6.15	Peak	100	172	5	20355.00	40.45	54.00	-13.55	38.63	1.82	Average	100	201	6	20355.00	53.79	74.00	-20.21	51.97	1.82	Peak	100	201
	Freq. MHz	Emission level dBuV/m	Limit dBuV/m	Margin dB	SA reading dBuV	Factor dB/m	Remark	ANT High cm	Turn Table deg																																																																
1	4000.00	44.64	54.00	-9.36	46.88	-2.24	Average	304	206																																																																
2	4000.00	51.77	74.00	-22.23	54.01	-2.24	Peak	304	206																																																																
3	13570.00	43.72	68.20	-24.48	37.57	6.15	Average	100	172																																																																
4	13570.00	57.02	88.20	-31.18	50.87	6.15	Peak	100	172																																																																
5	20355.00	40.45	54.00	-13.55	38.63	1.82	Average	100	201																																																																
6	20355.00	53.79	74.00	-20.21	51.97	1.82	Peak	100	201																																																																
Note 1: Emission Level (dBuV/m) = SA Reading (dBuV) + Factor* (dB/m) *Factor includes antenna factor , cable loss and amplifier gain Note 2: Margin (dB) = Emission level (dBuV/m) – Limit (dBuV/m).																																																																									

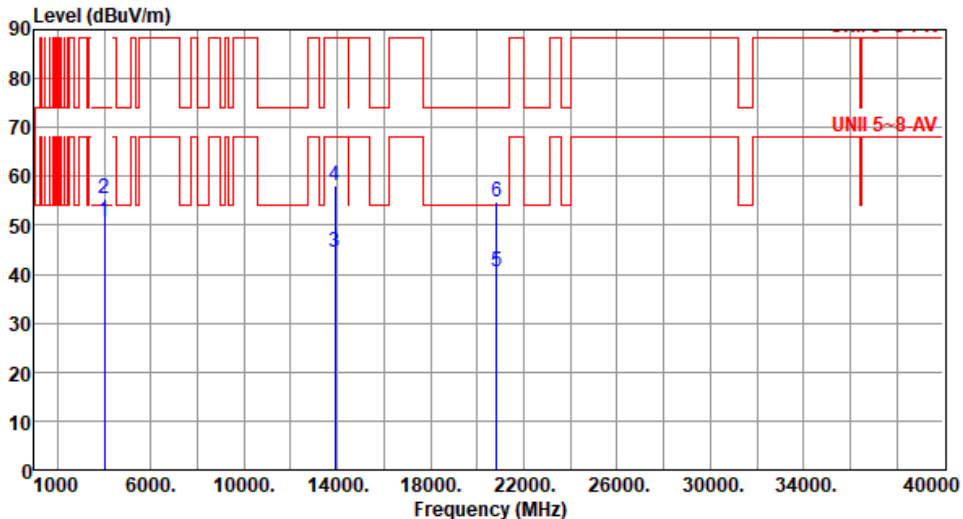


Modulation	ax HE80-OFDMA	Test Freq. (MHz)	6865																																																																						
Polarization	Horizontal																																																																								
Test By :Paul Lin Temperature(°C):25 Humidity(%):62																																																																									
<div><div><div>Level (dBUV/m)</div><div></div><div>Frequency (MHz)</div></div><table><tr><th></th><th>Freq. MHz</th><th>Emission level dBUV/m</th><th>Limit dBUV/m</th><th>Margin dB</th><th>SA reading dBUV</th><th>Factor dB/m</th><th>Remark</th><th>ANT High cm</th><th>Turn Table deg</th></tr><tr><td>1</td><td>4000.00</td><td>50.93</td><td>54.00</td><td>-3.07</td><td>53.17</td><td>-2.24</td><td>Average</td><td>286</td><td>136</td></tr><tr><td>2</td><td>4000.00</td><td>55.73</td><td>74.00</td><td>-18.27</td><td>57.97</td><td>-2.24</td><td>Peak</td><td>286</td><td>136</td></tr><tr><td>3</td><td>13730.00</td><td>44.25</td><td>68.20</td><td>-23.95</td><td>38.05</td><td>6.20</td><td>Average</td><td>100</td><td>215</td></tr><tr><td>4</td><td>13730.00</td><td>57.76</td><td>88.20</td><td>-30.44</td><td>51.56</td><td>6.20</td><td>Peak</td><td>100</td><td>215</td></tr><tr><td>5</td><td>20595.00</td><td>40.18</td><td>54.00</td><td>-13.82</td><td>37.99</td><td>2.19</td><td>Average</td><td>100</td><td>183</td></tr><tr><td>6</td><td>20595.00</td><td>53.97</td><td>74.00</td><td>-20.03</td><td>51.78</td><td>2.19</td><td>Peak</td><td>100</td><td>183</td></tr></table></div>					Freq. MHz	Emission level dBUV/m	Limit dBUV/m	Margin dB	SA reading dBUV	Factor dB/m	Remark	ANT High cm	Turn Table deg	1	4000.00	50.93	54.00	-3.07	53.17	-2.24	Average	286	136	2	4000.00	55.73	74.00	-18.27	57.97	-2.24	Peak	286	136	3	13730.00	44.25	68.20	-23.95	38.05	6.20	Average	100	215	4	13730.00	57.76	88.20	-30.44	51.56	6.20	Peak	100	215	5	20595.00	40.18	54.00	-13.82	37.99	2.19	Average	100	183	6	20595.00	53.97	74.00	-20.03	51.78	2.19	Peak	100	183
	Freq. MHz	Emission level dBUV/m	Limit dBUV/m	Margin dB	SA reading dBUV	Factor dB/m	Remark	ANT High cm	Turn Table deg																																																																
1	4000.00	50.93	54.00	-3.07	53.17	-2.24	Average	286	136																																																																
2	4000.00	55.73	74.00	-18.27	57.97	-2.24	Peak	286	136																																																																
3	13730.00	44.25	68.20	-23.95	38.05	6.20	Average	100	215																																																																
4	13730.00	57.76	88.20	-30.44	51.56	6.20	Peak	100	215																																																																
5	20595.00	40.18	54.00	-13.82	37.99	2.19	Average	100	183																																																																
6	20595.00	53.97	74.00	-20.03	51.78	2.19	Peak	100	183																																																																
Note 1: Emission Level (dBUV/m) = SA Reading (dBUV) + Factor* (dB/m) *Factor includes antenna factor , cable loss and amplifier gain Note 2: Margin (dB) = Emission level (dBUV/m) – Limit (dBUV/m).																																																																									



Modulation	ax HE80-OFDMA	Test Freq. (MHz)	6865																																																																						
Polarization	Vertical																																																																								
Test By :Paul Lin Temperature(°C):25 Humidity(%):62																																																																									
<div></div> <table><tr><th></th><th>Freq. MHz</th><th>Emission level dBuV/m</th><th>Limit dBuV/m</th><th>Margin dB</th><th>SA reading dBuV</th><th>Factor dB/m</th><th>Remark</th><th>ANT High cm</th><th>Turn Table deg</th></tr><tr><td>1</td><td>4000.00</td><td>44.68</td><td>54.00</td><td>-9.32</td><td>46.92</td><td>-2.24</td><td>Average</td><td>305</td><td>206</td></tr><tr><td>2</td><td>4000.00</td><td>51.89</td><td>74.00</td><td>-22.11</td><td>54.13</td><td>-2.24</td><td>Peak</td><td>305</td><td>206</td></tr><tr><td>3</td><td>13730.00</td><td>44.03</td><td>68.20</td><td>-24.17</td><td>37.83</td><td>6.20</td><td>Average</td><td>100</td><td>127</td></tr><tr><td>4</td><td>13730.00</td><td>57.62</td><td>88.20</td><td>-30.58</td><td>51.42</td><td>6.20</td><td>Peak</td><td>100</td><td>127</td></tr><tr><td>5</td><td>20595.00</td><td>39.88</td><td>54.00</td><td>-14.12</td><td>37.69</td><td>2.19</td><td>Average</td><td>100</td><td>197</td></tr><tr><td>6</td><td>20595.00</td><td>54.28</td><td>74.00</td><td>-19.72</td><td>52.09</td><td>2.19</td><td>Peak</td><td>100</td><td>197</td></tr></table>					Freq. MHz	Emission level dBuV/m	Limit dBuV/m	Margin dB	SA reading dBuV	Factor dB/m	Remark	ANT High cm	Turn Table deg	1	4000.00	44.68	54.00	-9.32	46.92	-2.24	Average	305	206	2	4000.00	51.89	74.00	-22.11	54.13	-2.24	Peak	305	206	3	13730.00	44.03	68.20	-24.17	37.83	6.20	Average	100	127	4	13730.00	57.62	88.20	-30.58	51.42	6.20	Peak	100	127	5	20595.00	39.88	54.00	-14.12	37.69	2.19	Average	100	197	6	20595.00	54.28	74.00	-19.72	52.09	2.19	Peak	100	197
	Freq. MHz	Emission level dBuV/m	Limit dBuV/m	Margin dB	SA reading dBuV	Factor dB/m	Remark	ANT High cm	Turn Table deg																																																																
1	4000.00	44.68	54.00	-9.32	46.92	-2.24	Average	305	206																																																																
2	4000.00	51.89	74.00	-22.11	54.13	-2.24	Peak	305	206																																																																
3	13730.00	44.03	68.20	-24.17	37.83	6.20	Average	100	127																																																																
4	13730.00	57.62	88.20	-30.58	51.42	6.20	Peak	100	127																																																																
5	20595.00	39.88	54.00	-14.12	37.69	2.19	Average	100	197																																																																
6	20595.00	54.28	74.00	-19.72	52.09	2.19	Peak	100	197																																																																
Note 1: Emission Level (dBuV/m) = SA Reading (dBuV) + Factor* (dB/m) *Factor includes antenna factor , cable loss and amplifier gain Note 2: Margin (dB) = Emission level (dBuV/m) – Limit (dBuV/m).																																																																									

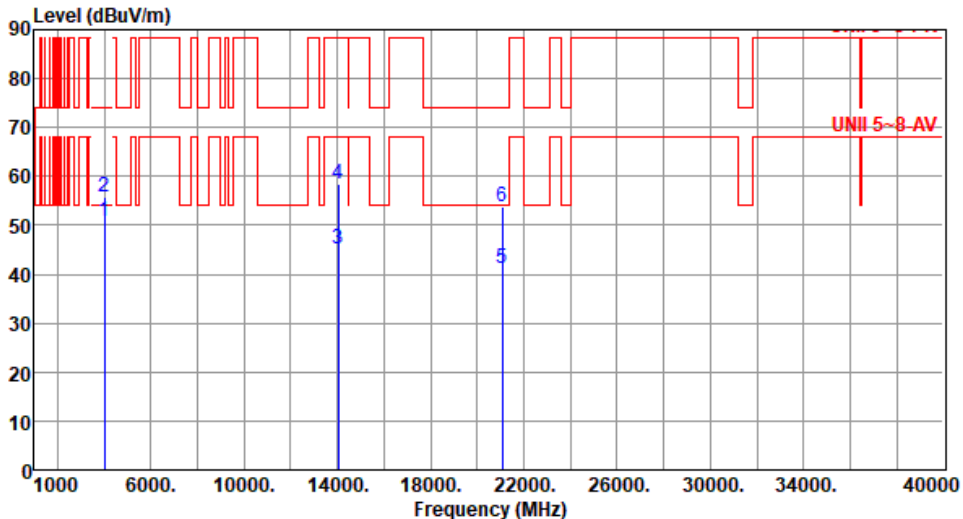


Modulation	ax HE80-OFDMA	Test Freq. (MHz)	6945																																																																						
Polarization	Horizontal																																																																								
Test By :Paul Lin Temperature(°C):25 Humidity(%):62																																																																									
<div><div><div>Level (dBUV/m)</div><div></div></div><table><tr><th></th><th>Freq. MHz</th><th>Emission level dBUV/m</th><th>Limit dBUV/m</th><th>Margin dB</th><th>SA reading dBUV</th><th>Factor dB/m</th><th>Remark</th><th>ANT High cm</th><th>Turn Table deg</th></tr><tr><td>1</td><td>4000.00</td><td>50.86</td><td>54.00</td><td>-3.14</td><td>53.10</td><td>-2.24</td><td>Average</td><td>287</td><td>133</td></tr><tr><td>2</td><td>4000.00</td><td>55.51</td><td>74.00</td><td>-18.49</td><td>57.75</td><td>-2.24</td><td>Peak</td><td>287</td><td>133</td></tr><tr><td>3</td><td>13890.00</td><td>44.42</td><td>68.20</td><td>-23.78</td><td>37.90</td><td>6.52</td><td>Average</td><td>100</td><td>245</td></tr><tr><td>4</td><td>13890.00</td><td>58.26</td><td>88.20</td><td>-29.94</td><td>51.74</td><td>6.52</td><td>Peak</td><td>100</td><td>245</td></tr><tr><td>5</td><td>20835.00</td><td>40.67</td><td>54.00</td><td>-13.33</td><td>38.05</td><td>2.62</td><td>Average</td><td>100</td><td>149</td></tr><tr><td>6</td><td>20835.00</td><td>54.72</td><td>74.00</td><td>-19.28</td><td>52.10</td><td>2.62</td><td>Peak</td><td>100</td><td>149</td></tr></table></div>					Freq. MHz	Emission level dBUV/m	Limit dBUV/m	Margin dB	SA reading dBUV	Factor dB/m	Remark	ANT High cm	Turn Table deg	1	4000.00	50.86	54.00	-3.14	53.10	-2.24	Average	287	133	2	4000.00	55.51	74.00	-18.49	57.75	-2.24	Peak	287	133	3	13890.00	44.42	68.20	-23.78	37.90	6.52	Average	100	245	4	13890.00	58.26	88.20	-29.94	51.74	6.52	Peak	100	245	5	20835.00	40.67	54.00	-13.33	38.05	2.62	Average	100	149	6	20835.00	54.72	74.00	-19.28	52.10	2.62	Peak	100	149
	Freq. MHz	Emission level dBUV/m	Limit dBUV/m	Margin dB	SA reading dBUV	Factor dB/m	Remark	ANT High cm	Turn Table deg																																																																
1	4000.00	50.86	54.00	-3.14	53.10	-2.24	Average	287	133																																																																
2	4000.00	55.51	74.00	-18.49	57.75	-2.24	Peak	287	133																																																																
3	13890.00	44.42	68.20	-23.78	37.90	6.52	Average	100	245																																																																
4	13890.00	58.26	88.20	-29.94	51.74	6.52	Peak	100	245																																																																
5	20835.00	40.67	54.00	-13.33	38.05	2.62	Average	100	149																																																																
6	20835.00	54.72	74.00	-19.28	52.10	2.62	Peak	100	149																																																																
<div>Note 1: Emission Level (dBUV/m) = SA Reading (dBUV) + Factor* (dB/m) *Factor includes antenna factor , cable loss and amplifier gain Note 2: Margin (dB) = Emission level (dBUV/m) – Limit (dBUV/m).</div>																																																																									



Modulation	ax HE80-OFDMA	Test Freq. (MHz)	6945																																																																						
Polarization	Vertical																																																																								
Test By :Paul Lin Temperature(°C):25 Humidity(%):62																																																																									
<div><table><tr><th></th><th>Freq. MHz</th><th>Emission level dBuV/m</th><th>Limit dBuV/m</th><th>Margin dB</th><th>SA reading dBuV</th><th>Factor dB/m</th><th>Remark</th><th>ANT High cm</th><th>Turn Table deg</th></tr><tr><td>1</td><td>4000.00</td><td>45.06</td><td>54.00</td><td>-8.94</td><td>47.30</td><td>-2.24</td><td>Average</td><td>305</td><td>207</td></tr><tr><td>2</td><td>4000.00</td><td>52.18</td><td>74.00</td><td>-21.82</td><td>54.42</td><td>-2.24</td><td>Peak</td><td>305</td><td>207</td></tr><tr><td>3</td><td>13890.00</td><td>44.27</td><td>68.20</td><td>-23.93</td><td>37.75</td><td>6.52</td><td>Average</td><td>100</td><td>155</td></tr><tr><td>4</td><td>13890.00</td><td>58.31</td><td>88.20</td><td>-29.89</td><td>51.79</td><td>6.52</td><td>Peak</td><td>100</td><td>155</td></tr><tr><td>5</td><td>20835.00</td><td>40.43</td><td>54.00</td><td>-13.57</td><td>37.81</td><td>2.62</td><td>Average</td><td>100</td><td>219</td></tr><tr><td>6</td><td>20835.00</td><td>54.27</td><td>74.00</td><td>-19.73</td><td>51.65</td><td>2.62</td><td>Peak</td><td>100</td><td>219</td></tr></table></div>					Freq. MHz	Emission level dBuV/m	Limit dBuV/m	Margin dB	SA reading dBuV	Factor dB/m	Remark	ANT High cm	Turn Table deg	1	4000.00	45.06	54.00	-8.94	47.30	-2.24	Average	305	207	2	4000.00	52.18	74.00	-21.82	54.42	-2.24	Peak	305	207	3	13890.00	44.27	68.20	-23.93	37.75	6.52	Average	100	155	4	13890.00	58.31	88.20	-29.89	51.79	6.52	Peak	100	155	5	20835.00	40.43	54.00	-13.57	37.81	2.62	Average	100	219	6	20835.00	54.27	74.00	-19.73	51.65	2.62	Peak	100	219
	Freq. MHz	Emission level dBuV/m	Limit dBuV/m	Margin dB	SA reading dBuV	Factor dB/m	Remark	ANT High cm	Turn Table deg																																																																
1	4000.00	45.06	54.00	-8.94	47.30	-2.24	Average	305	207																																																																
2	4000.00	52.18	74.00	-21.82	54.42	-2.24	Peak	305	207																																																																
3	13890.00	44.27	68.20	-23.93	37.75	6.52	Average	100	155																																																																
4	13890.00	58.31	88.20	-29.89	51.79	6.52	Peak	100	155																																																																
5	20835.00	40.43	54.00	-13.57	37.81	2.62	Average	100	219																																																																
6	20835.00	54.27	74.00	-19.73	51.65	2.62	Peak	100	219																																																																
Note 1: Emission Level (dBuV/m) = SA Reading (dBuV) + Factor* (dB/m) *Factor includes antenna factor , cable loss and amplifier gain Note 2: Margin (dB) = Emission level (dBuV/m) – Limit (dBuV/m).																																																																									



Modulation	ax HE80-OFDMA	Test Freq. (MHz)	7025																																																																						
Polarization	Horizontal																																																																								
Test By :Paul Lin Temperature(°C):25 Humidity(%):62																																																																									
<div><div><div>Level (dBuV/m)</div><div></div><div>Frequency (MHz)</div></div><table><tr><th></th><th>Freq. MHz</th><th>Emission level dBuV/m</th><th>Limit dBuV/m</th><th>Margin dB</th><th>SA reading dBuV</th><th>Factor dB/m</th><th>Remark</th><th>ANT High cm</th><th>Turn Table deg</th></tr><tr><td>1</td><td>4000.00</td><td>50.92</td><td>54.00</td><td>-3.08</td><td>53.16</td><td>-2.24</td><td>Average</td><td>286</td><td>133</td></tr><tr><td>2</td><td>4000.00</td><td>55.75</td><td>74.00</td><td>-18.25</td><td>57.99</td><td>-2.24</td><td>Peak</td><td>286</td><td>133</td></tr><tr><td>3</td><td>14050.00</td><td>45.22</td><td>68.20</td><td>-22.98</td><td>38.40</td><td>6.82</td><td>Average</td><td>100</td><td>171</td></tr><tr><td>4</td><td>14050.00</td><td>58.49</td><td>88.20</td><td>-29.71</td><td>51.67</td><td>6.82</td><td>Peak</td><td>100</td><td>171</td></tr><tr><td>5</td><td>21075.00</td><td>41.11</td><td>54.00</td><td>-12.89</td><td>37.98</td><td>3.13</td><td>Average</td><td>100</td><td>199</td></tr><tr><td>6</td><td>21075.00</td><td>53.85</td><td>74.00</td><td>-20.15</td><td>50.72</td><td>3.13</td><td>Peak</td><td>100</td><td>199</td></tr></table></div>					Freq. MHz	Emission level dBuV/m	Limit dBuV/m	Margin dB	SA reading dBuV	Factor dB/m	Remark	ANT High cm	Turn Table deg	1	4000.00	50.92	54.00	-3.08	53.16	-2.24	Average	286	133	2	4000.00	55.75	74.00	-18.25	57.99	-2.24	Peak	286	133	3	14050.00	45.22	68.20	-22.98	38.40	6.82	Average	100	171	4	14050.00	58.49	88.20	-29.71	51.67	6.82	Peak	100	171	5	21075.00	41.11	54.00	-12.89	37.98	3.13	Average	100	199	6	21075.00	53.85	74.00	-20.15	50.72	3.13	Peak	100	199
	Freq. MHz	Emission level dBuV/m	Limit dBuV/m	Margin dB	SA reading dBuV	Factor dB/m	Remark	ANT High cm	Turn Table deg																																																																
1	4000.00	50.92	54.00	-3.08	53.16	-2.24	Average	286	133																																																																
2	4000.00	55.75	74.00	-18.25	57.99	-2.24	Peak	286	133																																																																
3	14050.00	45.22	68.20	-22.98	38.40	6.82	Average	100	171																																																																
4	14050.00	58.49	88.20	-29.71	51.67	6.82	Peak	100	171																																																																
5	21075.00	41.11	54.00	-12.89	37.98	3.13	Average	100	199																																																																
6	21075.00	53.85	74.00	-20.15	50.72	3.13	Peak	100	199																																																																
Note 1: Emission Level (dBuV/m) = SA Reading (dBuV) + Factor* (dB/m) *Factor includes antenna factor , cable loss and amplifier gain Note 2: Margin (dB) = Emission level (dBuV/m) – Limit (dBuV/m).																																																																									



Modulation	ax HE80-OFDMA	Test Freq. (MHz)	7025																																																																						
Polarization	Vertical																																																																								
Test By :Paul Lin Temperature(°C):25 Humidity(%):62																																																																									
<div><table><tr><th></th><th>Freq. MHz</th><th>Emission level dBuV/m</th><th>Limit dBuV/m</th><th>Margin dB</th><th>SA reading dBuV</th><th>Factor dB/m</th><th>Remark</th><th>ANT High cm</th><th>Turn Table deg</th></tr><tr><td>1</td><td>4000.00</td><td>44.92</td><td>54.00</td><td>-9.08</td><td>47.16</td><td>-2.24</td><td>Average</td><td>306</td><td>204</td></tr><tr><td>2</td><td>4000.00</td><td>51.89</td><td>74.00</td><td>-22.11</td><td>54.13</td><td>-2.24</td><td>Peak</td><td>306</td><td>204</td></tr><tr><td>3</td><td>14050.00</td><td>45.02</td><td>68.20</td><td>-23.18</td><td>38.20</td><td>6.82</td><td>Average</td><td>100</td><td>108</td></tr><tr><td>4</td><td>14050.00</td><td>58.49</td><td>88.20</td><td>-29.71</td><td>51.67</td><td>6.82</td><td>Peak</td><td>100</td><td>108</td></tr><tr><td>5</td><td>21075.00</td><td>41.16</td><td>54.00</td><td>-12.84</td><td>38.03</td><td>3.13</td><td>Average</td><td>100</td><td>168</td></tr><tr><td>6</td><td>21075.00</td><td>53.88</td><td>74.00</td><td>-20.12</td><td>50.75</td><td>3.13</td><td>Peak</td><td>100</td><td>168</td></tr></table></div>					Freq. MHz	Emission level dBuV/m	Limit dBuV/m	Margin dB	SA reading dBuV	Factor dB/m	Remark	ANT High cm	Turn Table deg	1	4000.00	44.92	54.00	-9.08	47.16	-2.24	Average	306	204	2	4000.00	51.89	74.00	-22.11	54.13	-2.24	Peak	306	204	3	14050.00	45.02	68.20	-23.18	38.20	6.82	Average	100	108	4	14050.00	58.49	88.20	-29.71	51.67	6.82	Peak	100	108	5	21075.00	41.16	54.00	-12.84	38.03	3.13	Average	100	168	6	21075.00	53.88	74.00	-20.12	50.75	3.13	Peak	100	168
	Freq. MHz	Emission level dBuV/m	Limit dBuV/m	Margin dB	SA reading dBuV	Factor dB/m	Remark	ANT High cm	Turn Table deg																																																																
1	4000.00	44.92	54.00	-9.08	47.16	-2.24	Average	306	204																																																																
2	4000.00	51.89	74.00	-22.11	54.13	-2.24	Peak	306	204																																																																
3	14050.00	45.02	68.20	-23.18	38.20	6.82	Average	100	108																																																																
4	14050.00	58.49	88.20	-29.71	51.67	6.82	Peak	100	108																																																																
5	21075.00	41.16	54.00	-12.84	38.03	3.13	Average	100	168																																																																
6	21075.00	53.88	74.00	-20.12	50.75	3.13	Peak	100	168																																																																
Note 1: Emission Level (dBuV/m) = SA Reading (dBuV) + Factor* (dB/m) *Factor includes antenna factor , cable loss and amplifier gain Note 2: Margin (dB) = Emission level (dBuV/m) – Limit (dBuV/m).																																																																									

ST M.2, PCIe Module

Unwanted Emissions (Below 1GHz)

Modulation	ax HE80-OFDMA	Test Freq. (MHz)	6385
Polarization	Horizontal		
Test By :Paul Lin		Temperature(°C):24	Humidity(%):66

	Freq. MHz	Emission level dBuV/m	Limit dBuV/m	Margin dB	SA reading dBuV	Factor dB/m	Remark	ANT High cm	Turn Table deg
1	73.55	35.49	40.00	-4.51	47.56	-12.07	Peak	---	---
2	139.28	36.86	43.50	-6.64	46.27	-9.41	Peak	---	---
3	200.13	38.67	43.50	-4.83	50.53	-11.86	Peak	---	---
4	243.10	37.35	46.00	-8.65	47.64	-10.29	Peak	---	---
5	325.13	35.86	46.00	-10.14	43.37	-7.51	Peak	---	---
6	386.37	36.59	46.00	-9.41	42.47	-5.88	Peak	---	---

Note 1: Emission Level (dBuV/m) = SA Reading (dBuV) + Factor* (dB/m)

*Factor includes antenna factor , cable loss and amplifier gain

Note 2: Margin (dB) = Emission level (dBuV/m) – Limit (dBuV/m).

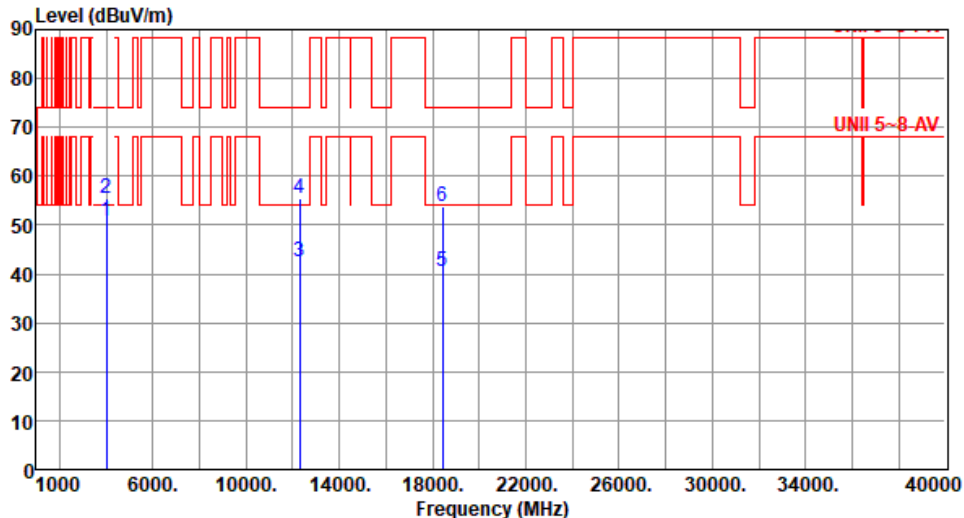
Note 3: All spurious emissions below 30MHz are more than 20 dB below the limit.



Modulation	ax HE80-OFDMA	Test Freq. (MHz)	6385
Polarization	Vertical		
Test By :Paul Lin Temperature(°C):24 Humidity(%):66			
<div><div><div>Level (dBUV/m)</div><div><div><div><div><div><div></div><div></div><div></div><div></div><div></div><div></div><div></div><div></div><div></div><div></div><div></div><div></div><div></div><div></div><div></div><div></div><div></div><div></div><div></div><div></div><div></div><div></div><div></div><div></div><div></div><div></div><div></div><div></div><div></div><div></div><div></div><div></div><div></div><div></div><div></div><div></div><div></div><div></div><div></div><div></div><div></div><div></div><div></div><div></div><div></div><div></div><div></div><div></div><div></div><div></div><div></div><div></div><div></div><div></div><div></div><div></div><div></div><div></div><div></div><div></div><div></div><div></div><div></div><div></div><div></div><div></div><div></div><div></div><div></div><div></div><div></div><div></div><div></div><div></div><div></div><div></div><div></div><div></div><div></div><div></div><div></div><div></div><div></div><div></div><div></div><div></div><div></div><div></div><div></div><div></div><div></div><div></div><div></div><div></div><div></div><div></div><div></div><div></div><div></div><div></div><div></div><div></div><div></div><div></div><div></div><div></div><div></div><div></div><div></div><div></div><div></div><div></div><div></div><div></div><div></div><div></div><div></div><div></div><div></div><div></div><div></div><div></div><div></div><div></div><div></div><div></div><div></div><div></div><div></div><div></div><div></div><div></div><div></div><div></div><div></div><div></div><div></div><div></div><div></div><div></div><div></div><div></div><div></div><div></div><div></div><div></div><div></div><div></div><div></div><div></div><div></div><div></div><div></div><div></div><div></div><div></div><div></div><div></div><div></div><div></div><div></div><div></div><div></div><div></div><div></div><div></div><div></div><div></div><div></div><div></div><div></div><div></div><div></div><div></div><div></div><div></div><div></div><div></div><div></div><div></div><div></div><div></div><div></div><div></div><div></div><div></div><div></div><div></div><div></div><div></div><div></div><div></div><div></div><div></div><div></div><div></div><div></div><div></div><div></div><div></div><div></div><div></div><div></div><div></div><div></div><div></div><div></div><div></div><div></div><div></div><div></div><div></div><div></div><div></div><div></div><div></div><div></div><div></div><div></div><div></div><div></div><div></div><div></div><div></div><div></div><div></div><div></div><div></div><div></div><div></div><div></div><div></div><div></div><div></div><div></div><div></div><div></div><div></div><div></div><div></div><div></div><div></div><div></div><div></div><div></div><div></div><div></div><div></div><div></div><div></div><div></div><div></div><div></div><div></div><div></div><div></div><div></div><div></div><div></div><div></div><div></div><div></div><div></div><div></div><div></div><div></div><div></div><div></div><div></div><div></div><div></div><div></div><div></div><div></div><div></div><div></div><div></div><div></div><div></div><div></div><div></div><div></div><div></div><div></div><div></div><div></div><div></div><div></div><div></div><div></div><div></div><div></div><div></div><div></div><div></div><div></div><div></div><div></div><div></div><div></div><div></div><div></div><div></div><div></div><div></div><div></div><div></div><div></div><div></div><div></div><div></div><div></div><div></div><div></div><div></div><div></div><div></div><div></div><div></div><div></div><div></div><div></div><div></div><div></div><div></div><div></div><div></div><div></div><div></div><div></div><div></div><div></div><div></div><div></div><div></div><div></div><div></div><div></div><div></div><div></div><div></div><div></div><div></div><div></div><div></div><div></div><div></div><div></div><div></div><div></div><div></div><div></div><div></div><div></div><div></div><div></div><div></div><div></div><div></div><div></div><div></div><div></div><div></div><div></div><div></div><div></div><div></div><div></div><div></div><div></div><div></div><div></div><div></div><div></div><div></div><div></div><div></div><div></div><div></div><div></div><div></div><div></div><div></div><div></div><div></div><div></div><div></div><div></div><div></div><div></div><div></div><div></div><div></div><div></div><div></div><div></div><div></div><div></div><div></div><div></div><div></div><div></div><div></div><div></div><div></div><div></div><div></div><div></div><div></div><div></div><div></div><div></div><div></div><div></div><div></div><div></div><div></div><div></div><div></div><div></div><div></div><div></div><div></div><div></div><div></div><div></div><div></div><div></div><div></div><div></div><div></div><div></div><div></div><div></div><div></div><div></div><div></div><div></div><div></div><div></div><div></div><div></div><div></div><div></div><div></div><div></div><div></div><div></div><div></div><div></div><div></div><div></div><div></div><div></div><div></div><div></div><div></div><div></div><div></div><div></div><div></div><div></div><div></div><div></div><div></div><div></div><div></div><div></div><div></div><div></div><div></div><div></div><div></div><div></div><div></div><div></div><div></div><div></div><div></div><div></div><div></div><div></div><div></div><div></div><div></div><div></div><div></div><div></div><div></div><div></div><div></div><div></div><div></div><div></div><div></div><div></div><div></div><div></div><div></div><div></div><div></div><div></div><div></div><div></div><div></div><div></div><div></div><div></div><div></div><div></div><div></div><div></div><div></div><div></div><div></div><div></div><div></div><div></div><div></div><div></div><div></div><div></div><div></div><div></div><div></div><div></div><div></div><div></div><div></div><div></div><div></div><div></div><div></div><div></div><div></div><div></div><div></div><div></div><div></div><div></div><div></div><div></div><div></div><div></div><div></div><div></div><div></div><div></div><div></div><div></div><div></div><div></div><div></div><div></div><div></div><div></div><div></div><div></div><div></div><div></div><div></div><div></div><div></div><div></div><div></div><div></div><div></div><div></div><div></div><div></div><div></div><div></div><div></div><div></div><div></div><div></div><div></div><div></div><div></div><div></div><div></div><div></div><div></div><div></div><div></div><div></div><div></div><div></div><div></div><div></div><div></div><div></div><div></div><div></div><div></div><div></div><div></div><div></div><div></div><div></div><div></div><div></div><div></div><div></div><div></div><div></div><div></div><div></div><div></div><div></div><div></div><div></div><div></div><div></div><div></div><div></div><div></div><div></div><div></div><div></div><div></div><div></div><div></div><div></div><div></div><div></div><div></div><div></div><div></div><div></div><div></div><div></div><div></div><div></div><div></div><div></div><div></div><div></div><div></div><div></div><div></div><div></div><div></div><div></div><div></div><div></div><div></div><div></div><div></div><div></div><div></div><div></div><div></div><div></div><div></div><div></div><div></div><div></div><div></div><div></div><div></div><div></div><div></div><div></div><div></div><div></div><div></div><div></div><div></div><div></div><div></div><div></div><div></div><div></div><div></div><div></div><div></div><div></div><div></div><div></div><div></div><div></div><div></div><div></div><div></div><div></div><div></div><div></div><div></div><div></div><div></div><div></div><div></div><div></div><div></div><div></div><div></div><div></div><div></div><div></div><div></div><div></div><div></div><div></div><div></div><div></div><div></div><div></div><div></div><div></div><div></div><div></div><div></div><div></div><div></div><div></div><div></div><div></div><div></div><div></div><div></div><div></div><div></div><div></div><div></div><div></div><div></div><div></div><div></div><div></div><div></div><div></div><div></div><div></div><div></div><div></div><div></div><div></div><div></div><div></div><div></div><div></div><div></div><div></div><div></div><div></div><div></div><div></div><div></div><div></div><div></div><div></div><div></div><div></div><div></div><div></div><div></div><div></div><div></div><div></div><div></div><div></div><div></div><div></div><div></div><div></div><div></div><div></div><div></div><div></div><div></div><div></div><div></div><div></div><div></div><div></div><div></div><div></div><div></div><div></div><div></div><div></div><div></div><div></div><div></div><div></div><div></div><div></div><div></div><div></div><div></div><div></div><div></div><div></div><div></div><div></div><div></div><div></div><div></div><div></div><div></div><div></div><div></div><div></div><div></div><div></div><div></div><div></div><div></div><div></div><div></div><div></div><div></div><div></div><div></div><div></div><div></div><div></div><div></div><div></div><div></div><div></div><div></div><div></div><div></div><div></div><div></div><div></div><div></div><div></div><div></div><div></div><div></div><div></div><div></div><div></div><div></div><div></div><div></div><div></div><div></div><div></div><div></div><div></div><div></div><div></div><div></div><div></div><div></div><div></div><div></div><div></div><div></div><div></div><div></div><div></div><div></div><div></div><div></div><div></div><div></div><div></div><div></div><div></div><div></div><div></div><div></div><div></div><div></div><div></div><div></div><div></div><div></div><div></div><div></div><div></div><div></div><div></div><div></div><div></div><div></div><div></div><div></div><div></div><div></div><div></div><div></div><div></div><div></div><div></div><div></div><div></div><div></div><div></div><div></div><div></div><div></div><div></div><div></div><div></div><div></div><div></div><div></div><div></div><div></div><div></div><div></div><div></div><div></div><div></div><div></div><div></div><div></div><div></div><div></div><div></div><div></div><div></div><div></div><div></div><div></div><div></div><div></div><div></div><div></div><div></div><div></div><div></div><div></div><div></div><div></div><div></div><div></div><div></div><div></div><div></div><div></div><div></div><div></div><div></div><div></div><div></div><div></div><div></div><div></div><div></div><div></div><div></div><div></div><div></div><div></div><div></div><div></div><div></div><div></div><div></div><div></div><div></div><div></div><div></div><div></div><div></div><div></div><div></div><div></div><div></div><div></div><div></div><div></div><div></div><div></div><div></div><div></div><div></div><div></div><div></div><div></div><div></div><div></div><div></div><div></div><div></div><div></div><div></div><div></div><div></div><div></div><div></div><div></div><div></div><div></div><div></div><div></div><div></div><div></div><div></div><div></div><div></div><div></div><div></div><div></div><div></div><div></div><div></div><div></div><div></div><div></div><div></div><div></div><div></div><div></div><div></div><div></div><div></div><div></div><div></div><div></div><div></div><div></div><div></div><div></div><div></div><div></div><div></div><div></div><div></div><div></div><div></div><div></div><div></div><div></div><div></div><div></div><div></div><div></div><div></div><div></div><div></div><div></div><div></div><div></div><div></div><div></div><div></div><div></div><div></div><div></div><div></div><div></div><div></div><div></div><div></div><div></div><div></div><div></div><div></div><div></div><div></div><div></div><div></div><div></div><div></div><div></div><div></div><div></div><div></div><div></div><div></div><div></div><div></div><div></div><div></div><div></div><div></div><div></div><div></div><div></div><div></div><div></div><div></div><div></div><div></div><div></div><div></div><div></div><div></div><div></div><div></div><div></div><div></div><div></div><div></div><div></div><div></div><div></div><div></div><div></div><div></div><div></div><div></div><div></div><div></div><div></div><div></div><div></div><div></div><div></div><div></div><div></div><div></div><div></div><div></div><div></div><div></div><div></div><div></div><div></div><div></div><div></div><div></div><div></div><div></div><div></div><div></div><div></div><div></div><div></div><div></div><div></div><div></div><div></div><div></div><div></div><div></div><div></div><div></div><div></div><div></div><div></div><div></div><div></div><div></div><div></div><div></div><div></div><div></div><div></div><div></div><div></div><div></div><div></div><div></div><div></div><div></div><div></div><div></div><div></div><div></div><div></div><div></div><div></div><div></div><div></div><div></div><div></div><div></div><div></div><div></div><div></div><div></div><div></div><div></div><div></div><div></div><div></div><div></div><div></div><div></div><div></div><div></div><div></div><div></div><div></div><div></div><div></div><div></div><div></div><div></div><div></div><div></div><div></div><div></div><div></div><div></div><div></div><div></div><div></div><div></div><div></div><div></div><div></div><div></div><div></div><div></div><div></div><div></div><div></div><div></div><div></div><div></div><div></div><div></div><div></div><div></div><div></div><div></div><div></div><div></div><div></div><div></div><div></div><div></div><div></div><div></div><div></div><div></div><div></div><div></div><div></div><div></div><div></div><div></div><div></div><div></div><div></div><div></div><div></div><div></div><div></div></div></div></div></div></div></div></div>			



Unwanted Emissions (Above 1GHz)

Modulation	ax HE80-OFDMA	Test Freq. (MHz)	6145																																																																						
Polarization	Horizontal																																																																								
Test By :Paul Lin Temperature(°C):25 Humidity(%):62																																																																									
<div><div><div>Level (dBuV/m)</div><div></div><div><table><tr><th></th><th>Freq. MHz</th><th>Emission level dBuV/m</th><th>Limit dBuV/m</th><th>Margin dB</th><th>SA reading dBuV</th><th>Factor dB/m</th><th>Remark</th><th>ANT High cm</th><th>Turn Table deg</th></tr><tr><td>1</td><td>4000.00</td><td>50.78</td><td>54.00</td><td>-3.22</td><td>53.02</td><td>-2.24</td><td>Average</td><td>287</td><td>139</td></tr><tr><td>2</td><td>4000.00</td><td>55.40</td><td>74.00</td><td>-18.60</td><td>57.64</td><td>-2.24</td><td>Peak</td><td>287</td><td>139</td></tr><tr><td>3</td><td>12290.00</td><td>42.54</td><td>54.00</td><td>-11.46</td><td>36.40</td><td>6.14</td><td>Average</td><td>100</td><td>171</td></tr><tr><td>4</td><td>12290.00</td><td>55.62</td><td>74.00</td><td>-18.38</td><td>49.48</td><td>6.14</td><td>Peak</td><td>100</td><td>171</td></tr><tr><td>5</td><td>18435.00</td><td>40.50</td><td>54.00</td><td>-13.50</td><td>39.87</td><td>0.63</td><td>Average</td><td>100</td><td>183</td></tr><tr><td>6</td><td>18435.00</td><td>53.64</td><td>74.00</td><td>-20.36</td><td>53.01</td><td>0.63</td><td>Peak</td><td>100</td><td>183</td></tr></table></div></div></div>					Freq. MHz	Emission level dBuV/m	Limit dBuV/m	Margin dB	SA reading dBuV	Factor dB/m	Remark	ANT High cm	Turn Table deg	1	4000.00	50.78	54.00	-3.22	53.02	-2.24	Average	287	139	2	4000.00	55.40	74.00	-18.60	57.64	-2.24	Peak	287	139	3	12290.00	42.54	54.00	-11.46	36.40	6.14	Average	100	171	4	12290.00	55.62	74.00	-18.38	49.48	6.14	Peak	100	171	5	18435.00	40.50	54.00	-13.50	39.87	0.63	Average	100	183	6	18435.00	53.64	74.00	-20.36	53.01	0.63	Peak	100	183
	Freq. MHz	Emission level dBuV/m	Limit dBuV/m	Margin dB	SA reading dBuV	Factor dB/m	Remark	ANT High cm	Turn Table deg																																																																
1	4000.00	50.78	54.00	-3.22	53.02	-2.24	Average	287	139																																																																
2	4000.00	55.40	74.00	-18.60	57.64	-2.24	Peak	287	139																																																																
3	12290.00	42.54	54.00	-11.46	36.40	6.14	Average	100	171																																																																
4	12290.00	55.62	74.00	-18.38	49.48	6.14	Peak	100	171																																																																
5	18435.00	40.50	54.00	-13.50	39.87	0.63	Average	100	183																																																																
6	18435.00	53.64	74.00	-20.36	53.01	0.63	Peak	100	183																																																																
Note 1: Emission Level (dBuV/m) = SA Reading (dBuV) + Factor* (dB/m) *Factor includes antenna factor , cable loss and amplifier gain Note 2: Margin (dB) = Emission level (dBuV/m) – Limit (dBuV/m).																																																																									

Modulation	ax HE80-OFDMA	Test Freq. (MHz)	6145						
Polarization	Vertical								
Test By :Paul Lin Temperature(°C):25 Humidity(%):62									
<div><div>Level (dBuV/m)</div><div></div><div>Frequency (MHz)</div></div>									
	Freq. MHz	Emission level dBuV/m	Limit dBuV/m	Margin dB	SA reading dBuV	Factor dB/m	Remark	ANT High cm	Turn Table deg
1	4000.00	44.37	54.00	-9.63	46.61	-2.24	Average	311	209
2	4000.00	51.38	74.00	-22.62	53.62	-2.24	Peak	311	209
3	12290.00	42.30	54.00	-11.70	36.16	6.14	Average	100	110
4	12290.00	55.60	74.00	-18.40	49.46	6.14	Peak	100	110
5	18435.00	41.19	54.00	-12.81	40.56	0.63	Average	100	191
6	18435.00	53.84	74.00	-20.16	53.21	0.63	Peak	100	191

Note 1: Emission Level (dBuV/m) = SA Reading (dBuV) + Factor* (dB/m)
*Factor includes antenna factor , cable loss and amplifier gain
Note 2: Margin (dB) = Emission level (dBuV/m) – Limit (dBuV/m).



Modulation	ax HE80-OFDMA	Test Freq. (MHz)	6465
Polarization	Horizontal		
Test By :Paul Lin Temperature(°C):25 Humidity(%):62			
<div><div><div>Level (dBuV/m)</div><div><div><div><div><div><div></div><div></div><div></div><div></div><div></div><div></div><div></div><div></div><div></div><div></div><div></div><div></div><div></div><div></div><div></div><div></div><div></div><div></div><div></div><div></div><div></div><div></div><div></div><div></div><div></div><div></div><div></div><div></div><div></div><div></div><div></div><div></div><div></div><div></div><div></div><div></div><div></div><div></div><div></div><div></div><div></div><div></div><div></div><div></div><div></div><div></div><div></div><div></div><div></div><div></div><div></div><div></div><div></div><div></div><div></div><div></div><div></div><div></div><div></div><div></div><div></div><div></div><div></div><div></div><div></div><div></div><div></div><div></div><div></div><div></div><div></div><div></div><div></div><div></div><div></div><div></div><div></div><div></div><div></div><div></div><div></div><div></div><div></div><div></div><div></div><div></div><div></div><div></div><div></div><div></div><div></div><div></div><div></div><div></div><div></div><div></div><div></div><div></div><div></div><div></div><div></div><div></div><div></div><div></div><div></div><div></div><div></div><div></div><div></div><div></div><div></div><div></div><div></div><div></div><div></div><div></div><div></div><div></div><div></div><div></div><div></div><div></div><div></div><div></div><div></div><div></div><div></div><div></div><div></div><div></div><div></div><div></div><div></div><div></div><div></div><div></div><div></div><div></div><div></div><div></div><div></div><div></div><div></div><div></div><div></div><div></div><div></div><div></div><div></div><div></div><div></div><div></div><div></div><div></div><div></div><div></div><div></div><div></div><div></div><div></div><div></div><div></div><div></div><div></div><div></div><div></div><div></div><div></div><div></div><div></div><div></div><div></div><div></div><div></div><div></div><div></div><div></div><div></div><div></div><div></div><div></div><div></div><div></div><div></div><div></div><div></div><div></div><div></div><div></div><div></div><div></div><div></div><div></div><div></div><div></div><div></div><div></div><div></div><div></div><div></div><div></div><div></div><div></div><div></div><div></div><div></div><div></div><div></div><div></div><div></div><div></div><div></div><div></div><div></div><div></div><div></div><div></div><div></div><div></div><div></div><div></div><div></div><div></div><div></div><div></div><div></div><div></div><div></div><div></div><div></div><div></div><div></div><div></div><div></div><div></div><div></div><div></div><div></div><div></div><div></div><div></div><div></div><div></div><div></div><div></div><div></div><div></div><div></div><div></div><div></div><div></div><div></div><div></div><div></div><div></div><div></div><div></div><div></div><div></div><div></div><div></div><div></div><div></div><div></div><div></div><div></div><div></div><div></div><div></div><div></div><div></div><div></div><div></div><div></div><div></div><div></div><div></div><div></div><div></div><div></div><div></div><div></div><div></div><div></div><div></div><div></div><div></div><div></div><div></div><div></div><div></div><div></div><div></div><div></div><div></div><div></div><div></div><div></div><div></div><div></div><div></div><div></div><div></div><div></div><div></div><div></div><div></div><div></div><div></div><div></div><div></div><div></div><div></div><div></div><div></div><div></div><div></div><div></div><div></div><div></div><div></div><div></div><div></div><div></div><div></div><div></div><div></div><div></div><div></div><div></div><div></div><div></div><div></div><div></div><div></div><div></div><div></div><div></div><div></div><div></div><div></div><div></div><div></div><div></div><div></div><div></div><div></div><div></div><div></div><div></div><div></div><div></div><div></div><div></div><div></div><div></div><div></div><div></div><div></div><div></div><div></div><div></div><div></div><div></div><div></div><div></div><div></div><div></div><div></div><div></div><div></div><div></div><div></div><div></div><div></div><div></div><div></div><div></div><div></div><div></div><div></div><div></div><div></div><div></div><div></div><div></div><div></div><div></div><div></div><div></div><div></div><div></div><div></div><div></div><div></div><div></div><div></div><div></div><div></div><div></div><div></div><div></div><div></div><div></div><div></div><div></div><div></div><div></div><div></div><div></div><div></div><div></div><div></div><div></div><div></div><div></div><div></div><div></div><div></div><div></div><div></div><div></div><div></div><div></div><div></div><div></div><div></div><div></div><div></div><div></div><div></div><div></div><div></div><div></div><div></div><div></div><div></div><div></div><div></div><div></div><div></div><div></div><div></div><div></div><div></div><div></div><div></div><div></div><div></div><div></div><div></div><div></div><div></div><div></div><div></div><div></div><div></div><div></div><div></div><div></div><div></div><div></div><div></div><div></div><div></div><div></div><div></div><div></div><div></div><div></div><div></div><div></div><div></div><div></div><div></div><div></div><div></div><div></div><div></div><div></div><div></div><div></div><div></div><div></div><div></div><div></div><div></div><div></div><div></div><div></div><div></div><div></div><div></div><div></div><div></div><div></div><div></div><div></div><div></div><div></div><div></div><div></div><div></div><div></div><div></div><div></div><div></div><div></div><div></div><div></div><div></div><div></div><div></div><div></div><div></div><div></div><div></div><div></div><div></div><div></div><div></div><div></div><div></div><div></div><div></div><div></div><div></div><div></div><div></div><div></div><div></div><div></div><div></div><div></div><div></div><div></div><div></div><div></div><div></div><div></div><div></div><div></div><div></div><div></div><div></div><div></div><div></div><div></div><div></div><div></div><div></div><div></div><div></div><div></div><div></div><div></div><div></div><div></div><div></div><div></div><div></div><div></div><div></div><div></div><div></div><div></div><div></div><div></div><div></div><div></div><div></div><div></div><div></div><div></div><div></div><div></div><div></div><div></div><div></div><div></div><div></div><div></div><div></div><div></div><div></div><div></div><div></div><div></div><div></div><div></div><div></div><div></div><div></div><div></div><div></div><div></div><div></div><div></div><div></div><div></div><div></div><div></div><div></div><div></div><div></div><div></div><div></div><div></div><div></div><div></div><div></div><div></div><div></div><div></div><div></div><div></div><div></div><div></div><div></div><div></div><div></div><div></div><div></div><div></div><div></div><div></div><div></div><div></div><div></div><div></div><div></div><div></div><div></div><div></div><div></div><div></div><div></div><div></div><div></div><div></div><div></div><div></div><div></div><div></div><div></div><div></div><div></div><div></div><div></div><div></div><div></div><div></div><div></div><div></div><div></div><div></div><div></div><div></div><div></div><div></div><div></div><div></div><div></div><div></div><div></div><div></div><div></div><div></div><div></div><div></div><div></div><div></div><div></div><div></div><div></div><div></div><div></div><div></div><div></div><div></div><div></div><div></div><div></div><div></div><div></div><div></div><div></div><div></div><div></div><div></div><div></div><div></div><div></div><div></div><div></div><div></div><div></div><div></div><div></div><div></div><div></div><div></div><div></div><div></div><div></div><div></div><div></div><div></div><div></div><div></div><div></div><div></div><div></div><div></div><div></div><div></div><div></div><div></div><div></div><div></div><div></div><div></div><div></div><div></div><div></div><div></div><div></div><div></div><div></div><div></div><div></div><div></div><div></div><div></div><div></div><div></div><div></div><div></div><div></div><div></div><div></div><div></div><div></div><div></div><div></div><div></div><div></div><div></div><div></div><div></div><div></div><div></div><div></div><div></div><div></div><div></div><div></div><div></div><div></div><div></div><div></div><div></div><div></div><div></div><div></div><div></div><div></div><div></div><div></div><div></div><div></div><div></div><div></div><div></div><div></div><div></div><div></div><div></div><div></div><div></div><div></div><div></div><div></div><div></div><div></div><div></div><div></div><div></div><div></div><div></div><div></div><div></div><div></div><div></div><div></div><div></div><div></div><div></div><div></div><div></div><div></div><div></div><div></div><div></div><div></div><div></div><div></div><div></div><div></div><div></div><div></div><div></div><div></div><div></div><div></div><div></div><div></div><div></div><div></div><div></div><div></div><div></div><div></div><div></div><div></div><div></div><div></div><div></div><div></div><div></div><div></div><div></div><div></div><div></div><div></div><div></div><div></div><div></div><div></div><div></div><div></div><div></div><div></div><div></div><div></div><div></div><div></div><div></div><div></div><div></div><div></div><div></div><div></div><div></div><div></div><div></div><div></div><div></div><div></div><div></div><div></div><div></div><div></div><div></div><div></div><div></div><div></div><div></div><div></div><div></div><div></div><div></div><div></div><div></div><div></div><div></div><div></div><div></div><div></div><div></div><div></div><div></div><div></div><div></div><div></div><div></div><div></div><div></div><div></div><div></div><div></div><div></div><div></div><div></div><div></div><div></div><div></div><div></div><div></div><div></div><div></div><div></div><div></div><div></div><div></div><div></div><div></div><div></div><div></div><div></div><div></div><div></div><div></div><div></div><div></div><div></div><div></div><div></div><div></div><div></div><div></div><div></div><div></div><div></div><div></div><div></div><div></div><div></div><div></div><div></div><div></div><div></div><div></div><div></div><div></div><div></div><div></div><div></div><div></div><div></div><div></div><div></div><div></div><div></div><div></div><div></div><div></div><div></div><div></div><div></div><div></div><div></div><div></div><div></div><div></div><div></div><div></div><div></div><div></div><div></div><div></div><div></div><div></div><div></div><div></div><div></div><div></div><div></div><div></div><div></div><div></div><div></div><div></div><div></div><div></div><div></div><div></div><div></div><div></div><div></div><div></div><div></div><div></div><div></div><div></div><div></div><div></div><div></div><div></div><div></div><div></div><div></div><div></div><div></div><div></div><div></div><div></div><div></div><div></div><div></div><div></div><div></div><div></div><div></div><div></div><div></div><div></div><div></div><div></div><div></div><div></div><div></div><div></div><div></div><div></div><div></div><div></div><div></div><div></div><div></div><div></div><div></div><div></div><div></div><div></div><div></div><div></div><div></div><div></div><div></div><div></div><div></div><div></div><div></div><div></div><div></div><div></div><div></div><div></div><div></div><div></div><div></div><div></div><div></div><div></div><div></div><div></div><div></div><div></div><div></div><div></div><div></div><div></div><div></div><div></div><div></div><div></div><div></div><div></div><div></div><div></div><div></div><div></div><div></div><div></div><div></div><div></div><div></div><div></div><div></div><div></div><div></div><div></div><div></div><div></div><div></div><div></div><div></div><div></div><div></div><div></div><div></div><div></div><div></div><div></div><div></div><div></div><div></div><div></div><div></div><div></div><div></div><div></div><div></div><div></div><div></div><div></div><div></div><div></div><div></div><div></div><div></div><div></div><div></div><div></div><div></div><div></div><div></div><div></div><div></div><div></div><div></div><div></div><div></div><div></div><div></div><div></div><div></div><div></div><div></div><div></div><div></div><div></div><div></div><div></div><div></div><div></div><div></div><div></div><div></div><div></div><div></div><div></div><div></div><div></div><div></div><div></div><div></div><div></div><div></div><div></div><div></div><div></div><div></div><div></div><div></div><div></div><div></div><div></div><div></div><div></div><div></div><div></div><div></div><div></div><div></div><div></div><div></div><div></div><div></div><div></div><div></div><div></div><div></div><div></div><div></div><div></div><div></div><div></div><div></div><div></div><div></div><div></div><div></div><div></div><div></div><div></div><div></div><div></div><div></div><div></div><div></div><div></div><div></div><div></div><div></div><div></div><div></div><div></div><div></div><div></div><div></div><div></div><div></div><div></div><div></div><div></div><div></div><div></div><div></div><div></div><div></div><div></div><div></div><div></div><div></div><div></div><div></div><div></div><div></div><div></div><div></div><div></div><div></div><div></div><div></div><div></div><div></div><div></div><div></div><div></div><div></div><div></div><div></div><div></div><div></div><div></div><div></div><div></div><div></div><div></div><div></div><div></div><div></div><div></div><div></div><div></div><div></div><div></div><div></div><div></div><div></div><div></div><div></div><div></div><div></div><div></div><div></div><div></div><div></div><div></div><div></div><div></div><div></div></div></div></div></div></div></div></div>			



Modulation	ax HE80-OFDMA	Test Freq. (MHz)	6465																																																																						
Polarization	Vertical																																																																								
Test By :Paul Lin Temperature(°C):25 Humidity(%):62																																																																									
<div><table><tr><th></th><th>Freq. MHz</th><th>Emission level dBUV/m</th><th>Limit dBUV/m</th><th>Margin dB</th><th>SA reading dBUV</th><th>Factor dB/m</th><th>Remark</th><th>ANT High cm</th><th>Turn Table deg</th></tr><tr><td>1</td><td>4000.00</td><td>44.82</td><td>54.00</td><td>-9.18</td><td>47.06</td><td>-2.24</td><td>Average</td><td>312</td><td>201</td></tr><tr><td>2</td><td>4000.00</td><td>51.24</td><td>74.00</td><td>-22.76</td><td>53.48</td><td>-2.24</td><td>Peak</td><td>312</td><td>201</td></tr><tr><td>3</td><td>12930.00</td><td>42.85</td><td>68.20</td><td>-25.35</td><td>36.45</td><td>6.40</td><td>Average</td><td>100</td><td>190</td></tr><tr><td>4</td><td>12930.00</td><td>56.62</td><td>88.20</td><td>-31.58</td><td>50.22</td><td>6.40</td><td>Peak</td><td>100</td><td>190</td></tr><tr><td>5</td><td>19395.00</td><td>41.26</td><td>54.00</td><td>-12.74</td><td>40.17</td><td>1.09</td><td>Average</td><td>100</td><td>126</td></tr><tr><td>6</td><td>19395.00</td><td>53.42</td><td>74.00</td><td>-20.58</td><td>52.33</td><td>1.09</td><td>Peak</td><td>100</td><td>126</td></tr></table></div>					Freq. MHz	Emission level dBUV/m	Limit dBUV/m	Margin dB	SA reading dBUV	Factor dB/m	Remark	ANT High cm	Turn Table deg	1	4000.00	44.82	54.00	-9.18	47.06	-2.24	Average	312	201	2	4000.00	51.24	74.00	-22.76	53.48	-2.24	Peak	312	201	3	12930.00	42.85	68.20	-25.35	36.45	6.40	Average	100	190	4	12930.00	56.62	88.20	-31.58	50.22	6.40	Peak	100	190	5	19395.00	41.26	54.00	-12.74	40.17	1.09	Average	100	126	6	19395.00	53.42	74.00	-20.58	52.33	1.09	Peak	100	126
	Freq. MHz	Emission level dBUV/m	Limit dBUV/m	Margin dB	SA reading dBUV	Factor dB/m	Remark	ANT High cm	Turn Table deg																																																																
1	4000.00	44.82	54.00	-9.18	47.06	-2.24	Average	312	201																																																																
2	4000.00	51.24	74.00	-22.76	53.48	-2.24	Peak	312	201																																																																
3	12930.00	42.85	68.20	-25.35	36.45	6.40	Average	100	190																																																																
4	12930.00	56.62	88.20	-31.58	50.22	6.40	Peak	100	190																																																																
5	19395.00	41.26	54.00	-12.74	40.17	1.09	Average	100	126																																																																
6	19395.00	53.42	74.00	-20.58	52.33	1.09	Peak	100	126																																																																
Note 1: Emission Level (dBUV/m) = SA Reading (dBUV) + Factor* (dB/m) *Factor includes antenna factor , cable loss and amplifier gain Note 2: Margin (dB) = Emission level (dBUV/m) – Limit (dBUV/m).																																																																									

Modulation	ax HE80-OFDMA	Test Freq. (MHz)	6705
Polarization	Horizontal		
Test By :Paul Lin Temperature(°C):25 Humidity(%):62			
<div><div><div>Level (dBuV/m)</div><div><div><div><div><div><div></div><div></div><div></div><div></div><div></div><div></div><div></div><div></div><div></div><div></div><div></div><div></div><div></div><div></div><div></div><div></div><div></div><div></div><div></div><div></div><div></div><div></div><div></div><div></div><div></div><div></div><div></div><div></div><div></div><div></div><div></div><div></div><div></div><div></div><div></div><div></div><div></div><div></div><div></div><div></div><div></div><div></div><div></div><div></div><div></div><div></div><div></div><div></div><div></div><div></div><div></div><div></div><div></div><div></div><div></div><div></div><div></div><div></div><div></div><div></div><div></div><div></div><div></div><div></div><div></div><div></div><div></div><div></div><div></div><div></div><div></div><div></div><div></div><div></div><div></div><div></div><div></div><div></div><div></div><div></div><div></div><div></div><div></div><div></div><div></div><div></div><div></div><div></div><div></div><div></div><div></div><div></div><div></div><div></div><div></div><div></div><div></div><div></div><div></div><div></div><div></div><div></div><div></div><div></div><div></div><div></div><div></div><div></div><div></div><div></div><div></div><div></div><div></div><div></div><div></div><div></div><div></div><div></div><div></div><div></div><div></div><div></div><div></div><div></div><div></div><div></div><div></div><div></div><div></div><div></div><div></div><div></div><div></div><div></div><div></div><div></div><div></div><div></div><div></div><div></div><div></div><div></div><div></div><div></div><div></div><div></div><div></div><div></div><div></div><div></div><div></div><div></div><div></div><div></div><div></div><div></div><div></div><div></div><div></div><div></div><div></div><div></div><div></div><div></div><div></div><div></div><div></div><div></div><div></div><div></div><div></div><div></div><div></div><div></div><div></div><div></div><div></div><div></div><div></div><div></div><div></div><div></div><div></div><div></div><div></div><div></div><div></div><div></div><div></div><div></div><div></div><div></div><div></div><div></div><div></div><div></div><div></div><div></div><div></div><div></div><div></div><div></div><div></div><div></div><div></div><div></div><div></div><div></div><div></div><div></div><div></div><div></div><div></div><div></div><div></div><div></div><div></div><div></div><div></div><div></div><div></div><div></div><div></div><div></div><div></div><div></div><div></div><div></div><div></div><div></div><div></div><div></div><div></div><div></div><div></div><div></div><div></div><div></div><div></div><div></div><div></div><div></div><div></div><div></div><div></div><div></div><div></div><div></div><div></div><div></div><div></div><div></div><div></div><div></div><div></div><div></div><div></div><div></div><div></div><div></div><div></div><div></div><div></div><div></div><div></div><div></div><div></div><div></div><div></div><div></div><div></div><div></div><div></div><div></div><div></div><div></div><div></div><div></div><div></div><div></div><div></div><div></div><div></div><div></div><div></div><div></div><div></div><div></div><div></div><div></div><div></div><div></div><div></div><div></div><div></div><div></div><div></div><div></div><div></div><div></div><div></div><div></div><div></div><div></div><div></div><div></div><div></div><div></div><div></div><div></div><div></div><div></div><div></div><div></div><div></div><div></div><div></div><div></div><div></div><div></div><div></div><div></div><div></div><div></div><div></div><div></div><div></div><div></div><div></div><div></div><div></div><div></div><div></div><div></div><div></div><div></div><div></div><div></div><div></div><div></div><div></div><div></div><div></div><div></div><div></div><div></div><div></div><div></div><div></div><div></div><div></div><div></div><div></div><div></div><div></div><div></div><div></div><div></div><div></div><div></div><div></div><div></div><div></div><div></div><div></div><div></div><div></div><div></div><div></div><div></div><div></div><div></div><div></div><div></div><div></div><div></div><div></div><div></div><div></div><div></div><div></div><div></div><div></div><div></div><div></div><div></div><div></div><div></div><div></div><div></div><div></div><div></div><div></div><div></div><div></div><div></div><div></div><div></div><div></div><div></div><div></div><div></div><div></div><div></div><div></div><div></div><div></div><div></div><div></div><div></div><div></div><div></div><div></div><div></div><div></div><div></div><div></div><div></div><div></div><div></div><div></div><div></div><div></div><div></div><div></div><div></div><div></div><div></div><div></div><div></div><div></div><div></div><div></div><div></div><div></div><div></div><div></div><div></div><div></div><div></div><div></div><div></div><div></div><div></div><div></div><div></div><div></div><div></div><div></div><div></div><div></div><div></div><div></div><div></div><div></div><div></div><div></div><div></div><div></div><div></div><div></div><div></div><div></div><div></div><div></div><div></div><div></div><div></div><div></div><div></div><div></div><div></div><div></div><div></div><div></div><div></div><div></div><div></div><div></div><div></div><div></div><div></div><div></div><div></div><div></div><div></div><div></div><div></div><div></div><div></div><div></div><div></div><div></div><div></div><div></div><div></div><div></div><div></div><div></div><div></div><div></div><div></div><div></div><div></div><div></div><div></div><div></div><div></div><div></div><div></div><div></div><div></div><div></div><div></div><div></div><div></div><div></div><div></div><div></div><div></div><div></div><div></div><div></div><div></div><div></div><div></div><div></div><div></div><div></div><div></div><div></div><div></div><div></div><div></div><div></div><div></div><div></div><div></div><div></div><div></div><div></div><div></div><div></div><div></div><div></div><div></div><div></div><div></div><div></div><div></div><div></div><div></div><div></div><div></div><div></div><div></div><div></div><div></div><div></div><div></div><div></div><div></div><div></div><div></div><div></div><div></div><div></div><div></div><div></div><div></div><div></div><div></div><div></div><div></div><div></div><div></div><div></div><div></div><div></div><div></div><div></div><div></div><div></div><div></div><div></div><div></div><div></div><div></div><div></div><div></div><div></div><div></div><div></div><div></div><div></div><div></div><div></div><div></div><div></div><div></div><div></div><div></div><div></div><div></div><div></div><div></div><div></div><div></div><div></div><div></div><div></div><div></div><div></div><div></div><div></div><div></div><div></div><div></div><div></div><div></div><div></div><div></div><div></div><div></div><div></div><div></div><div></div><div></div><div></div><div></div><div></div><div></div><div></div><div></div><div></div><div></div><div></div><div></div><div></div><div></div><div></div><div></div><div></div><div></div><div></div><div></div><div></div><div></div><div></div><div></div><div></div><div></div><div></div><div></div><div></div><div></div><div></div><div></div><div></div><div></div><div></div><div></div><div></div><div></div><div></div><div></div><div></div><div></div><div></div><div></div><div></div><div></div><div></div><div></div><div></div><div></div><div></div><div></div><div></div><div></div><div></div><div></div><div></div><div></div><div></div><div></div><div></div><div></div><div></div><div></div><div></div><div></div><div></div><div></div><div></div><div></div><div></div><div></div><div></div><div></div><div></div><div></div><div></div><div></div><div></div><div></div><div></div><div></div><div></div><div></div><div></div><div></div><div></div><div></div><div></div><div></div><div></div><div></div><div></div><div></div><div></div><div></div><div></div><div></div><div></div><div></div><div></div><div></div><div></div><div></div><div></div><div></div><div></div><div></div><div></div><div></div><div></div><div></div><div></div><div></div><div></div><div></div><div></div><div></div><div></div><div></div><div></div><div></div><div></div><div></div><div></div><div></div><div></div><div></div><div></div><div></div><div></div><div></div><div></div><div></div><div></div><div></div><div></div><div></div><div></div><div></div><div></div><div></div><div></div><div></div><div></div><div></div><div></div><div></div><div></div><div></div><div></div><div></div><div></div><div></div><div></div><div></div><div></div><div></div><div></div><div></div><div></div><div></div><div></div><div></div><div></div><div></div><div></div><div></div><div></div><div></div><div></div><div></div><div></div><div></div><div></div><div></div><div></div><div></div><div></div><div></div><div></div><div></div><div></div><div></div><div></div><div></div><div></div><div></div><div></div><div></div><div></div><div></div><div></div><div></div><div></div><div></div><div></div><div></div><div></div><div></div><div></div><div></div><div></div><div></div><div></div><div></div><div></div><div></div><div></div><div></div><div></div><div></div><div></div><div></div><div></div><div></div><div></div><div></div><div></div><div></div><div></div><div></div><div></div><div></div><div></div><div></div><div></div><div></div><div></div><div></div><div></div><div></div><div></div><div></div><div></div><div></div><div></div><div></div><div></div><div></div><div></div><div></div><div></div><div></div><div></div><div></div><div></div><div></div><div></div><div></div><div></div><div></div><div></div><div></div><div></div><div></div><div></div><div></div><div></div><div></div><div></div><div></div><div></div><div></div><div></div><div></div><div></div><div></div><div></div><div></div><div></div><div></div><div></div><div></div><div></div><div></div><div></div><div></div><div></div><div></div><div></div><div></div><div></div><div></div><div></div><div></div><div></div><div></div><div></div><div></div><div></div><div></div><div></div><div></div><div></div><div></div><div></div><div></div><div></div><div></div><div></div><div></div><div></div><div></div><div></div><div></div><div></div><div></div><div></div><div></div><div></div><div></div><div></div><div></div><div></div><div></div><div></div><div></div><div></div><div></div><div></div><div></div><div></div><div></div><div></div><div></div><div></div><div></div><div></div><div></div><div></div><div></div><div></div><div></div><div></div><div></div><div></div><div></div><div></div><div></div><div></div><div></div><div></div><div></div><div></div><div></div><div></div><div></div><div></div><div></div><div></div><div></div><div></div><div></div><div></div><div></div><div></div><div></div><div></div><div></div><div></div><div></div><div></div><div></div><div></div><div></div><div></div><div></div><div></div><div></div><div></div><div></div><div></div><div></div><div></div><div></div><div></div><div></div><div></div><div></div><div></div><div></div><div></div><div></div><div></div><div></div><div></div><div></div><div></div><div></div><div></div><div></div><div></div><div></div><div></div><div></div><div></div><div></div><div></div><div></div><div></div><div></div><div></div><div></div><div></div><div></div><div></div><div></div><div></div><div></div><div></div><div></div><div></div><div></div><div></div><div></div><div></div><div></div><div></div><div></div><div></div><div></div><div></div><div></div><div></div><div></div><div></div><div></div><div></div><div></div><div></div><div></div><div></div><div></div><div></div><div></div><div></div><div></div><div></div><div></div><div></div><div></div><div></div><div></div><div></div><div></div><div></div><div></div><div></div><div></div><div></div><div></div><div></div><div></div><div></div><div></div><div></div><div></div><div></div><div></div><div></div><div></div><div></div><div></div><div></div><div></div><div></div><div></div><div></div><div></div><div></div><div></div><div></div><div></div><div></div><div></div><div></div><div></div><div></div><div></div><div></div><div></div><div></div><div></div><div></div><div></div><div></div><div></div><div></div><div></div><div></div><div></div><div></div><div></div><div></div><div></div><div></div><div></div><div></div><div></div><div></div><div></div><div></div><div></div><div></div><div></div><div></div><div></div><div></div><div></div><div></div><div></div><div></div><div></div><div></div><div></div><div></div><div></div><div></div><div></div><div></div><div></div><div></div><div></div><div></div><div></div><div></div><div></div><div></div><div></div><div></div><div></div><div></div><div></div><div></div><div></div><div></div><div></div><div></div><div></div><div></div><div></div><div></div><div></div><div></div><div></div><div></div><div></div><div></div><div></div><div></div><div></div><div></div><div></div><div></div><div></div><div></div><div></div><div></div><div></div><div></div><div></div><div></div><div></div><div></div><div></div><div></div><div></div><div></div><div></div><div></div><div></div><div></div><div></div><</div></div></div></div></div></div></div>			



Modulation	ax HE80-OFDMA	Test Freq. (MHz)	6705																																																																						
Polarization	Vertical																																																																								
Test By :Paul Lin Temperature(°C):25 Humidity(%):62																																																																									
<div><table><tr><th></th><th>Freq. MHz</th><th>Emission level dBuV/m</th><th>Limit dBuV/m</th><th>Margin dB</th><th>SA reading dBuV</th><th>Factor dB/m</th><th>Remark</th><th>ANT High cm</th><th>Turn Table deg</th></tr><tr><td>1</td><td>4000.00</td><td>44.29</td><td>54.00</td><td>-9.71</td><td>46.53</td><td>-2.24</td><td>Average</td><td>312</td><td>208</td></tr><tr><td>2</td><td>4000.00</td><td>52.02</td><td>74.00</td><td>-21.98</td><td>54.26</td><td>-2.24</td><td>Peak</td><td>312</td><td>208</td></tr><tr><td>3</td><td>13410.00</td><td>43.37</td><td>68.20</td><td>-24.83</td><td>37.22</td><td>6.15</td><td>Average</td><td>100</td><td>148</td></tr><tr><td>4</td><td>13410.00</td><td>56.71</td><td>88.20</td><td>-31.49</td><td>50.56</td><td>6.15</td><td>Peak</td><td>100</td><td>148</td></tr><tr><td>5</td><td>20115.00</td><td>38.28</td><td>54.00</td><td>-15.72</td><td>36.72</td><td>1.56</td><td>Average</td><td>100</td><td>200</td></tr><tr><td>6</td><td>20115.00</td><td>52.34</td><td>74.00</td><td>-21.66</td><td>50.78</td><td>1.56</td><td>Peak</td><td>100</td><td>200</td></tr></table></div>					Freq. MHz	Emission level dBuV/m	Limit dBuV/m	Margin dB	SA reading dBuV	Factor dB/m	Remark	ANT High cm	Turn Table deg	1	4000.00	44.29	54.00	-9.71	46.53	-2.24	Average	312	208	2	4000.00	52.02	74.00	-21.98	54.26	-2.24	Peak	312	208	3	13410.00	43.37	68.20	-24.83	37.22	6.15	Average	100	148	4	13410.00	56.71	88.20	-31.49	50.56	6.15	Peak	100	148	5	20115.00	38.28	54.00	-15.72	36.72	1.56	Average	100	200	6	20115.00	52.34	74.00	-21.66	50.78	1.56	Peak	100	200
	Freq. MHz	Emission level dBuV/m	Limit dBuV/m	Margin dB	SA reading dBuV	Factor dB/m	Remark	ANT High cm	Turn Table deg																																																																
1	4000.00	44.29	54.00	-9.71	46.53	-2.24	Average	312	208																																																																
2	4000.00	52.02	74.00	-21.98	54.26	-2.24	Peak	312	208																																																																
3	13410.00	43.37	68.20	-24.83	37.22	6.15	Average	100	148																																																																
4	13410.00	56.71	88.20	-31.49	50.56	6.15	Peak	100	148																																																																
5	20115.00	38.28	54.00	-15.72	36.72	1.56	Average	100	200																																																																
6	20115.00	52.34	74.00	-21.66	50.78	1.56	Peak	100	200																																																																
Note 1: Emission Level (dBuV/m) = SA Reading (dBuV) + Factor* (dB/m) *Factor includes antenna factor , cable loss and amplifier gain Note 2: Margin (dB) = Emission level (dBuV/m) – Limit (dBuV/m).																																																																									



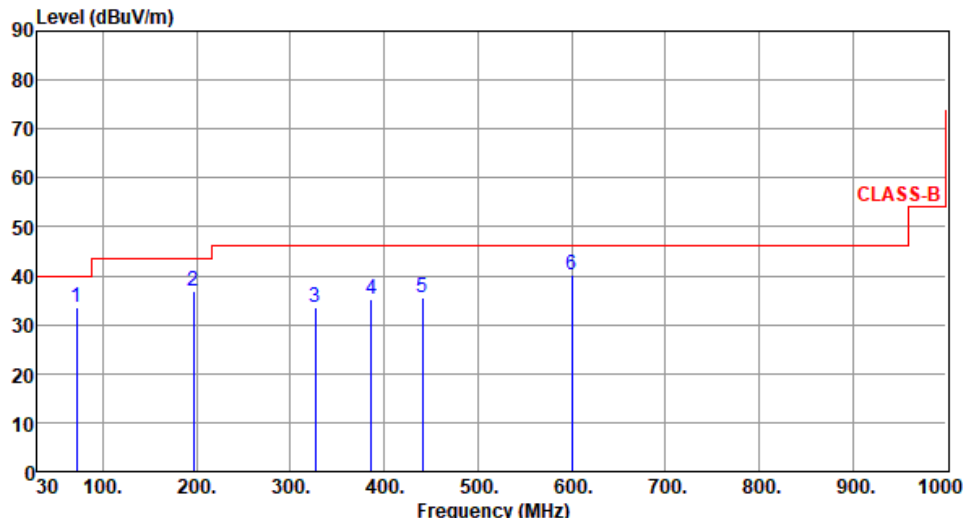
Modulation	ax HE80-OFDMA	Test Freq. (MHz)	6945																																																																						
Polarization	Horizontal																																																																								
Test By :Paul Lin Temperature(°C):25 Humidity(%):62																																																																									
<div><div><div>Level (dBuV/m)</div><div></div><div>Frequency (MHz)</div></div></div> <table><thead><tr><th></th><th>Freq. MHz</th><th>Emission level dBuV/m</th><th>Limit dBuV/m</th><th>Margin dB</th><th>SA reading dBuV</th><th>Factor dB/m</th><th>Remark</th><th>ANT High cm</th><th>Turn Table deg</th></tr></thead><tbody><tr><td>1</td><td>4000.00</td><td>50.82</td><td>54.00</td><td>-3.18</td><td>53.06</td><td>-2.24</td><td>Average</td><td>288</td><td>130</td></tr><tr><td>2</td><td>4000.00</td><td>55.40</td><td>74.00</td><td>-18.60</td><td>57.64</td><td>-2.24</td><td>Peak</td><td>288</td><td>130</td></tr><tr><td>3</td><td>13890.00</td><td>44.30</td><td>68.20</td><td>-23.90</td><td>37.78</td><td>6.52</td><td>Average</td><td>100</td><td>243</td></tr><tr><td>4</td><td>13890.00</td><td>58.16</td><td>88.20</td><td>-30.04</td><td>51.64</td><td>6.52</td><td>Peak</td><td>100</td><td>243</td></tr><tr><td>5</td><td>20835.00</td><td>40.59</td><td>54.00</td><td>-13.41</td><td>37.97</td><td>2.62</td><td>Average</td><td>100</td><td>153</td></tr><tr><td>6</td><td>20835.00</td><td>54.68</td><td>74.00</td><td>-19.32</td><td>52.06</td><td>2.62</td><td>Peak</td><td>100</td><td>152</td></tr></tbody></table>					Freq. MHz	Emission level dBuV/m	Limit dBuV/m	Margin dB	SA reading dBuV	Factor dB/m	Remark	ANT High cm	Turn Table deg	1	4000.00	50.82	54.00	-3.18	53.06	-2.24	Average	288	130	2	4000.00	55.40	74.00	-18.60	57.64	-2.24	Peak	288	130	3	13890.00	44.30	68.20	-23.90	37.78	6.52	Average	100	243	4	13890.00	58.16	88.20	-30.04	51.64	6.52	Peak	100	243	5	20835.00	40.59	54.00	-13.41	37.97	2.62	Average	100	153	6	20835.00	54.68	74.00	-19.32	52.06	2.62	Peak	100	152
	Freq. MHz	Emission level dBuV/m	Limit dBuV/m	Margin dB	SA reading dBuV	Factor dB/m	Remark	ANT High cm	Turn Table deg																																																																
1	4000.00	50.82	54.00	-3.18	53.06	-2.24	Average	288	130																																																																
2	4000.00	55.40	74.00	-18.60	57.64	-2.24	Peak	288	130																																																																
3	13890.00	44.30	68.20	-23.90	37.78	6.52	Average	100	243																																																																
4	13890.00	58.16	88.20	-30.04	51.64	6.52	Peak	100	243																																																																
5	20835.00	40.59	54.00	-13.41	37.97	2.62	Average	100	153																																																																
6	20835.00	54.68	74.00	-19.32	52.06	2.62	Peak	100	152																																																																
Note 1: Emission Level (dBuV/m) = SA Reading (dBuV) + Factor* (dB/m) *Factor includes antenna factor , cable loss and amplifier gain Note 2: Margin (dB) = Emission level (dBuV/m) – Limit (dBuV/m).																																																																									



Modulation	ax HE80-OFDMA	Test Freq. (MHz)	6945																																																																						
Polarization	Vertical																																																																								
Test By :Paul Lin Temperature(°C):25 Humidity(%):62																																																																									
<div><table><tr><th></th><th>Freq. MHz</th><th>Emission level dBUV/m</th><th>Limit dBUV/m</th><th>Margin dB</th><th>SA reading dBUV</th><th>Factor dB/m</th><th>Remark</th><th>ANT High cm</th><th>Turn Table deg</th></tr><tr><td>1</td><td>4000.00</td><td>44.78</td><td>54.00</td><td>-9.22</td><td>47.02</td><td>-2.24</td><td>Average</td><td>308</td><td>207</td></tr><tr><td>2</td><td>4000.00</td><td>52.12</td><td>74.00</td><td>-21.88</td><td>54.36</td><td>-2.24</td><td>Peak</td><td>308</td><td>207</td></tr><tr><td>3</td><td>13890.00</td><td>44.16</td><td>68.20</td><td>-24.04</td><td>37.64</td><td>6.52</td><td>Average</td><td>100</td><td>146</td></tr><tr><td>4</td><td>13890.00</td><td>58.00</td><td>88.20</td><td>-30.20</td><td>51.48</td><td>6.52</td><td>Peak</td><td>100</td><td>146</td></tr><tr><td>5</td><td>20835.00</td><td>40.28</td><td>54.00</td><td>-13.72</td><td>37.66</td><td>2.62</td><td>Average</td><td>100</td><td>209</td></tr><tr><td>6</td><td>20835.00</td><td>54.20</td><td>74.00</td><td>-19.80</td><td>51.58</td><td>2.62</td><td>Peak</td><td>100</td><td>209</td></tr></table></div>					Freq. MHz	Emission level dBUV/m	Limit dBUV/m	Margin dB	SA reading dBUV	Factor dB/m	Remark	ANT High cm	Turn Table deg	1	4000.00	44.78	54.00	-9.22	47.02	-2.24	Average	308	207	2	4000.00	52.12	74.00	-21.88	54.36	-2.24	Peak	308	207	3	13890.00	44.16	68.20	-24.04	37.64	6.52	Average	100	146	4	13890.00	58.00	88.20	-30.20	51.48	6.52	Peak	100	146	5	20835.00	40.28	54.00	-13.72	37.66	2.62	Average	100	209	6	20835.00	54.20	74.00	-19.80	51.58	2.62	Peak	100	209
	Freq. MHz	Emission level dBUV/m	Limit dBUV/m	Margin dB	SA reading dBUV	Factor dB/m	Remark	ANT High cm	Turn Table deg																																																																
1	4000.00	44.78	54.00	-9.22	47.02	-2.24	Average	308	207																																																																
2	4000.00	52.12	74.00	-21.88	54.36	-2.24	Peak	308	207																																																																
3	13890.00	44.16	68.20	-24.04	37.64	6.52	Average	100	146																																																																
4	13890.00	58.00	88.20	-30.20	51.48	6.52	Peak	100	146																																																																
5	20835.00	40.28	54.00	-13.72	37.66	2.62	Average	100	209																																																																
6	20835.00	54.20	74.00	-19.80	51.58	2.62	Peak	100	209																																																																
Note 1: Emission Level (dBUV/m) = SA Reading (dBUV) + Factor* (dB/m) *Factor includes antenna factor , cable loss and amplifier gain Note 2: Margin (dB) = Emission level (dBUV/m) – Limit (dBUV/m).																																																																									

ST M.2, SDIO Module

Unwanted Emissions (Below 1GHz)

Modulation	ax HE80-OFDMA		Test Freq. (MHz)		6385																																																																							
Polarization	Horizontal																																																																											
Test By :Paul Lin Temperature(°C):24 Humidity(%):66																																																																												
<div><div><div>Level (dBUV/m)</div><div></div><div>Frequency (MHz)</div></div><table><thead><tr><th></th><th>Freq. MHz</th><th>Emission level dBUV/m</th><th>Limit dBUV/m</th><th>Margin dB</th><th>SA reading dBUV</th><th>Factor dB/m</th><th>Remark</th><th>ANT High cm</th><th>Turn Table deg</th></tr></thead><tbody><tr><td>1</td><td>71.98</td><td>33.38</td><td>40.00</td><td>-6.62</td><td>44.89</td><td>-11.51</td><td>Peak</td><td>---</td><td>---</td></tr><tr><td>2</td><td>196.84</td><td>36.75</td><td>43.50</td><td>-6.75</td><td>48.60</td><td>-11.85</td><td>Peak</td><td>---</td><td>---</td></tr><tr><td>3</td><td>326.82</td><td>33.70</td><td>46.00</td><td>-12.30</td><td>41.17</td><td>-7.47</td><td>Peak</td><td>---</td><td>---</td></tr><tr><td>4</td><td>385.99</td><td>35.34</td><td>46.00</td><td>-10.66</td><td>41.23</td><td>-5.89</td><td>Peak</td><td>---</td><td>---</td></tr><tr><td>5</td><td>441.28</td><td>35.41</td><td>46.00</td><td>-10.59</td><td>39.82</td><td>-4.41</td><td>Peak</td><td>---</td><td>---</td></tr><tr><td>6</td><td>600.36</td><td>40.29</td><td>46.00</td><td>-5.71</td><td>41.21</td><td>-0.92</td><td>Peak</td><td>---</td><td>---</td></tr></tbody></table></div>								Freq. MHz	Emission level dBUV/m	Limit dBUV/m	Margin dB	SA reading dBUV	Factor dB/m	Remark	ANT High cm	Turn Table deg	1	71.98	33.38	40.00	-6.62	44.89	-11.51	Peak	---	---	2	196.84	36.75	43.50	-6.75	48.60	-11.85	Peak	---	---	3	326.82	33.70	46.00	-12.30	41.17	-7.47	Peak	---	---	4	385.99	35.34	46.00	-10.66	41.23	-5.89	Peak	---	---	5	441.28	35.41	46.00	-10.59	39.82	-4.41	Peak	---	---	6	600.36	40.29	46.00	-5.71	41.21	-0.92	Peak	---	---
	Freq. MHz	Emission level dBUV/m	Limit dBUV/m	Margin dB	SA reading dBUV	Factor dB/m	Remark	ANT High cm	Turn Table deg																																																																			
1	71.98	33.38	40.00	-6.62	44.89	-11.51	Peak	---	---																																																																			
2	196.84	36.75	43.50	-6.75	48.60	-11.85	Peak	---	---																																																																			
3	326.82	33.70	46.00	-12.30	41.17	-7.47	Peak	---	---																																																																			
4	385.99	35.34	46.00	-10.66	41.23	-5.89	Peak	---	---																																																																			
5	441.28	35.41	46.00	-10.59	39.82	-4.41	Peak	---	---																																																																			
6	600.36	40.29	46.00	-5.71	41.21	-0.92	Peak	---	---																																																																			
<div>Note 1: Emission Level (dBUV/m) = SA Reading (dBUV) + Factor* (dB/m) *Factor includes antenna factor , cable loss and amplifier gain Note 2: Margin (dB) = Emission level (dBUV/m) – Limit (dBUV/m). Note 3: All spurious emissions below 30MHz are more than 20 dB below the limit.</div>																																																																												



Modulation	ax HE80-OFDMA	Test Freq. (MHz)	6385
Polarization	Vertical		
Test By :Paul Lin Temperature(°C):24 Humidity(%):66			
<div><div><div>Level (dBUV/m)</div><div><div><div><div><div><div></div><div></div><div></div><div></div><div></div><div></div><div></div><div></div><div></div><div></div><div></div><div></div><div></div><div></div><div></div><div></div><div></div><div></div><div></div><div></div><div></div><div></div><div></div><div></div><div></div><div></div><div></div><div></div><div></div><div></div><div></div><div></div><div></div><div></div><div></div><div></div><div></div><div></div><div></div><div></div><div></div><div></div><div></div><div></div><div></div><div></div><div></div><div></div><div></div><div></div><div></div><div></div><div></div><div></div><div></div><div></div><div></div><div></div><div></div><div></div><div></div><div></div><div></div><div></div><div></div><div></div><div></div><div></div><div></div><div></div><div></div><div></div><div></div><div></div><div></div><div></div><div></div><div></div><div></div><div></div><div></div><div></div><div></div><div></div><div></div><div></div><div></div><div></div><div></div><div></div><div></div><div></div><div></div><div></div><div></div><div></div><div></div><div></div><div></div><div></div><div></div><div></div><div></div><div></div><div></div><div></div><div></div><div></div><div></div><div></div><div></div><div></div><div></div><div></div><div></div><div></div><div></div><div></div><div></div><div></div><div></div><div></div><div></div><div></div><div></div><div></div><div></div><div></div><div></div><div></div><div></div><div></div><div></div><div></div><div></div><div></div><div></div><div></div><div></div><div></div><div></div><div></div><div></div><div></div><div></div><div></div><div></div><div></div><div></div><div></div><div></div><div></div><div></div><div></div><div></div><div></div><div></div><div></div><div></div><div></div><div></div><div></div><div></div><div></div><div></div><div></div><div></div><div></div><div></div><div></div><div></div><div></div><div></div><div></div><div></div><div></div><div></div><div></div><div></div><div></div><div></div><div></div><div></div><div></div><div></div><div></div><div></div><div></div><div></div><div></div><div></div><div></div><div></div><div></div><div></div><div></div><div></div><div></div><div></div><div></div><div></div><div></div><div></div><div></div><div></div><div></div><div></div><div></div><div></div><div></div><div></div><div></div><div></div><div></div><div></div><div></div><div></div><div></div><div></div><div></div><div></div><div></div><div></div><div></div><div></div><div></div><div></div><div></div><div></div><div></div><div></div><div></div><div></div><div></div><div></div><div></div><div></div><div></div><div></div><div></div><div></div><div></div><div></div><div></div><div></div><div></div><div></div><div></div><div></div><div></div><div></div><div></div><div></div><div></div><div></div><div></div><div></div><div></div><div></div><div></div><div></div><div></div><div></div><div></div><div></div><div></div><div></div><div></div><div></div><div></div><div></div><div></div><div></div><div></div><div></div><div></div><div></div><div></div><div></div><div></div><div></div><div></div><div></div><div></div><div></div><div></div><div></div><div></div><div></div><div></div><div></div><div></div><div></div><div></div><div></div><div></div><div></div><div></div><div></div><div></div><div></div><div></div><div></div><div></div><div></div><div></div><div></div><div></div><div></div><div></div><div></div><div></div><div></div><div></div><div></div><div></div><div></div><div></div><div></div><div></div><div></div><div></div><div></div><div></div><div></div><div></div><div></div><div></div><div></div><div></div><div></div><div></div><div></div><div></div><div></div><div></div><div></div><div></div><div></div><div></div><div></div><div></div><div></div><div></div><div></div><div></div><div></div><div></div><div></div><div></div><div></div><div></div><div></div><div></div><div></div><div></div><div></div><div></div><div></div><div></div><div></div><div></div><div></div><div></div><div></div><div></div><div></div><div></div><div></div><div></div><div></div><div></div><div></div><div></div><div></div><div></div><div></div><div></div><div></div><div></div><div></div><div></div><div></div><div></div><div></div><div></div><div></div><div></div><div></div><div></div><div></div><div></div><div></div><div></div><div></div><div></div><div></div><div></div><div></div><div></div><div></div><div></div><div></div><div></div><div></div><div></div><div></div><div></div><div></div><div></div><div></div><div></div><div></div><div></div><div></div><div></div><div></div><div></div><div></div><div></div><div></div><div></div><div></div><div></div><div></div><div></div><div></div><div></div><div></div><div></div><div></div><div></div><div></div><div></div><div></div><div></div><div></div><div></div><div></div><div></div><div></div><div></div><div></div><div></div><div></div><div></div><div></div><div></div><div></div><div></div><div></div><div></div><div></div><div></div><div></div><div></div><div></div><div></div><div></div><div></div><div></div><div></div><div></div><div></div><div></div><div></div><div></div><div></div><div></div><div></div><div></div><div></div><div></div><div></div><div></div><div></div><div></div><div></div><div></div><div></div><div></div><div></div><div></div><div></div><div></div><div></div><div></div><div></div><div></div><div></div><div></div><div></div><div></div><div></div><div></div><div></div><div></div><div></div><div></div><div></div><div></div><div></div><div></div><div></div><div></div><div></div><div></div><div></div><div></div><div></div><div></div><div></div><div></div><div></div><div></div><div></div><div></div><div></div><div></div><div></div><div></div><div></div><div></div><div></div><div></div><div></div><div></div><div></div><div></div><div></div><div></div><div></div><div></div><div></div><div></div><div></div><div></div><div></div><div></div><div></div><div></div><div></div><div></div><div></div><div></div><div></div><div></div><div></div><div></div><div></div><div></div><div></div><div></div><div></div><div></div><div></div><div></div><div></div><div></div><div></div><div></div><div></div><div></div><div></div><div></div><div></div><div></div><div></div><div></div><div></div><div></div><div></div><div></div><div></div><div></div><div></div><div></div><div></div><div></div><div></div><div></div><div></div><div></div><div></div><div></div><div></div><div></div><div></div><div></div><div></div><div></div><div></div><div></div><div></div><div></div><div></div><div></div><div></div><div></div><div></div><div></div><div></div><div></div><div></div><div></div><div></div><div></div><div></div><div></div><div></div><div></div><div></div><div></div><div></div><div></div><div></div><div></div><div></div><div></div><div></div><div></div><div></div><div></div><div></div><div></div><div></div><div></div><div></div><div></div><div></div><div></div><div></div><div></div><div></div><div></div><div></div><div></div><div></div><div></div><div></div><div></div><div></div><div></div><div></div><div></div><div></div><div></div><div></div><div></div><div></div><div></div><div></div><div></div><div></div><div></div><div></div><div></div><div></div><div></div><div></div><div></div><div></div><div></div><div></div><div></div><div></div><div></div><div></div><div></div><div></div><div></div><div></div><div></div><div></div><div></div><div></div><div></div><div></div><div></div><div></div><div></div><div></div><div></div><div></div><div></div><div></div><div></div><div></div><div></div><div></div><div></div><div></div><div></div><div></div><div></div><div></div><div></div><div></div><div></div><div></div><div></div><div></div><div></div><div></div><div></div><div></div><div></div><div></div><div></div><div></div><div></div><div></div><div></div><div></div><div></div><div></div><div></div><div></div><div></div><div></div><div></div><div></div><div></div><div></div><div></div><div></div><div></div><div></div><div></div><div></div><div></div><div></div><div></div><div></div><div></div><div></div><div></div><div></div><div></div><div></div><div></div><div></div><div></div><div></div><div></div><div></div><div></div><div></div><div></div><div></div><div></div><div></div><div></div><div></div><div></div><div></div><div></div><div></div><div></div><div></div><div></div><div></div><div></div><div></div><div></div><div></div><div></div><div></div><div></div><div></div><div></div><div></div><div></div><div></div><div></div><div></div><div></div><div></div><div></div><div></div><div></div><div></div><div></div><div></div><div></div><div></div><div></div><div></div><div></div><div></div><div></div><div></div><div></div><div></div><div></div><div></div><div></div><div></div><div></div><div></div><div></div><div></div><div></div><div></div><div></div><div></div><div></div><div></div><div></div><div></div><div></div><div></div><div></div><div></div><div></div><div></div><div></div><div></div><div></div><div></div><div></div><div></div><div></div><div></div><div></div><div></div><div></div><div></div><div></div><div></div><div></div><div></div><div></div><div></div><div></div><div></div><div></div><div></div><div></div><div></div><div></div><div></div><div></div><div></div><div></div><div></div><div></div><div></div><div></div><div></div><div></div><div></div><div></div><div></div><div></div><div></div><div></div><div></div><div></div><div></div><div></div><div></div><div></div><div></div><div></div><div></div><div></div><div></div><div></div><div></div><div></div><div></div><div></div><div></div><div></div><div></div><div></div><div></div><div></div><div></div><div></div><div></div><div></div><div></div><div></div><div></div><div></div><div></div><div></div><div></div><div></div><div></div><div></div><div></div><div></div><div></div><div></div><div></div><div></div><div></div><div></div><div></div><div></div><div></div><div></div><div></div><div></div><div></div><div></div><div></div><div></div><div></div><div></div><div></div><div></div><div></div><div></div><div></div><div></div><div></div><div></div><div></div><div></div><div></div><div></div><div></div><div></div><div></div><div></div><div></div><div></div><div></div><div></div><div></div><div></div><div></div><div></div><div></div><div></div><div></div><div></div><div></div><div></div><div></div><div></div><div></div><div></div><div></div><div></div><div></div><div></div><div></div><div></div><div></div><div></div><div></div><div></div><div></div><div></div><div></div><div></div><div></div><div></div><div></div><div></div><div></div><div></div><div></div><div></div><div></div><div></div><div></div><div></div><div></div><div></div><div></div><div></div><div></div><div></div><div></div><div></div><div></div><div></div><div></div><div></div><div></div><div></div><div></div><div></div><div></div><div></div><div></div><div></div><div></div><div></div><div></div><div></div><div></div><div></div><div></div><div></div><div></div><div></div><div></div><div></div><div></div><div></div><div></div><div></div><div></div><div></div><div></div><div></div><div></div><div></div><div></div><div></div><div></div><div></div><div></div><div></div><div></div><div></div><div></div><div></div><div></div><div></div><div></div><div></div><div></div><div></div><div></div><div></div><div></div><div></div><div></div><div></div><div></div><div></div><div></div><div></div><div></div><div></div><div></div><div></div><div></div><div></div><div></div><div></div><div></div><div></div><div></div><div></div><div></div><div></div><div></div><div></div><div></div><div></div><div></div><div></div><div></div><div></div><div></div><div></div><div></div><div></div><div></div><div></div><div></div><div></div><div></div><div></div><div></div><div></div><div></div><div></div><div></div><div></div><div></div><div></div><div></div><div></div><div></div><div></div><div></div><div></div><div></div><div></div><div></div><div></div><div></div><div></div><div></div><div></div><div></div><div></div><div></div><div></div><div></div><div></div><div></div><div></div><div></div><div></div><div></div><div></div><div></div><div></div><div></div><div></div><div></div><div></div><div></div><div></div><div></div><div></div><div></div><div></div><div></div><div></div><div></div><div></div><div></div><div></div><div></div><div></div><div></div><div></div><div></div><div></div><div></div><div></div><div></div><div></div><div></div><div></div><div></div><div></div><div></div><div></div><div></div><div></div><div></div><div></div><div></div><div></div><div></div><div></div><div></div><div></div><div></div><div></div><div></div><div></div><div></div><div></div><div></div><div></div><div></div><div></div><div></div><div></div><div></div><div></div><div></div><div></div><div></div><div></div><div></div><div></div><div></div><div></div><div></div><div></div><div></div><div></div><div></div><div></div><div></div><div></div><div></div><div></div><div></div><div></div><div></div><div></div><div></div><div></div><div></div><div></div><div></div><div></div><div></div><div></div><div></div><div></div><div></div><div></div><div></div><div></div><div></div><div></div><div></div><div></div><div></div><div></div><div></div><div></div><div></div><div></div><div></div><div></div><div></div><div></div><div></div><div></div><div></div><div></div><div></div><div></div><div></div><div></div><div></div><div></div><div></div><div></div><div></div><div></div><div></div><div></div><div></div><div></div><div></div><div></div><div></div><div></div><div></div><div></div><div></div><div></div><div></div><div></div><div></div><div></div><div></div><div></div><div></div><div></div><div></div><div></div><div></div><div></div><div></div><div></div><div></div><div></div><div></div><div></div><div></div><div></div></div></div></div></div></div></div></div>			

Summary

Mode	Result	Ref (Hz)	Ref (dBm)	Freq (Hz)	Level (dBm)	Limit (dBm)	Margin (dB)	Port
5.925-6.425GHz	-	-	-	-	-	-	-	-
802.11a_Nss1,(6Mbps)_2TX	Pass	6.1762G	-19.97	6.1432G	-74.32	-59.97	-14.35	1
802.11ax HEW20_Nss1,(MCS0)_2TX-OFDMA	Pass	6.1718G	-19.17	6.1443G	-70.50	-57.73	-12.77	1
802.11ax HEW40_Nss1,(MCS0)_2TX-OFDMA	Pass	5.9602G	-15.58	5.9036G	-68.69	-55.58	-13.11	2
802.11ax HEW80_Nss1,(MCS0)_2TX-OFDMA	Pass	6.15579G	-11.92	5.9642G	-62.30	-51.92	-10.38	2
6.425-6.525GHz	-	-	-	-	-	-	-	-
802.11a_Nss1,(6Mbps)_2TX	Pass	6.4737G	-19.22	6.4431G	-73.76	-59.22	-14.54	2
802.11ax HEW20_Nss1,(MCS0)_2TX-OFDMA	Pass	6.477G	-17.43	6.4443G	-69.15	-56.32	-12.83	1
802.11ax HEW40_Nss1,(MCS0)_2TX-OFDMA	Pass	6.481G	-17.15	6.4236G	-70.44	-57.15	-13.29	2
802.11ax HEW80_Nss1,(MCS0)_2TX-OFDMA	Pass	6.45221G	-12.00	6.297G	-62.04	-52.00	-10.04	2
6.525-6.875GHz	-	-	-	-	-	-	-	-
802.11a_Nss1,(6Mbps)_2TX	Pass	6.8537G	-19.75	6.823G	-73.60	-59.75	-13.85	2
802.11ax HEW20_Nss1,(MCS0)_2TX-OFDMA	Pass	6.8736G	-17.09	6.8443G	-68.23	-55.78	-12.45	1
802.11ax HEW40_Nss1,(MCS0)_2TX-OFDMA	Pass	6.8412G	-16.39	6.7854G	-68.69	-56.28	-12.41	2
802.11ax HEW80_Nss1,(MCS0)_2TX-OFDMA	Pass	6.85221G	-11.29	6.6922G	-60.45	-51.29	-9.16	2
6.875-7.125GHz	-	-	-	-	-	-	-	-
802.11a_Nss1,(6Mbps)_2TX	Pass	7.0162G	-19.44	6.9834G	-72.61	-59.35	-13.26	2
802.11ax HEW20_Nss1,(MCS0)_2TX-OFDMA	Pass	7.0137G	-19.25	6.9843G	-69.16	-57.71	-11.45	1
802.11ax HEW40_Nss1,(MCS0)_2TX-OFDMA	Pass	6.99881G	-17.29	6.9126G	-69.63	-57.29	-12.34	2
802.11ax HEW80_Nss1,(MCS0)_2TX-OFDMA	Pass	6.99623G	-11.57	6.8374G	-58.51	-51.57	-6.94	2

Result

Mode	Result	Ref (Hz)	Ref (dBm)	Freq (Hz)	Level (dBm)	Limit (dBm)	Margin (dB)	Port
802.11a_Nss1,(6Mbps)_2TX	-	-	-	-	-	-	-	-
5955MHz	Pass	5.9568G	-19.81	5.9215G	-74.27	-59.81	-14.46	1
5955MHz	Pass	5.9562G	-18.66	5.9231G	-73.16	-58.66	-14.50	2
6175MHz	Pass	6.1762G	-19.97	6.1432G	-74.32	-59.97	-14.35	1
6175MHz	Pass	6.1743G	-18.94	6.1427G	-73.79	-58.94	-14.85	2
6415MHz	Pass	6.4134G	-19.86	6.3833G	-74.57	-59.86	-14.71	1
6415MHz	Pass	6.4159G	-19.64	6.383G	-74.10	-59.64	-14.46	2
6435MHz	Pass	6.434G	-18.96	6.4033G	-74.10	-58.96	-15.14	1
6435MHz	Pass	6.4337G	-18.26	6.4033G	-73.32	-58.26	-15.06	2
6475MHz	Pass	6.4734G	-19.43	6.442G	-74.26	-59.43	-14.83	1
6475MHz	Pass	6.4737G	-19.22	6.4431G	-73.76	-59.22	-14.54	2
6515MHz	Pass	6.5162G	-19.17	6.4832G	-73.89	-59.17	-14.72	1
6515MHz	Pass	6.5143G	-18.49	6.4831G	-73.58	-58.49	-15.09	2
6535MHz	Pass	6.5337G	-19.34	6.5031G	-74.23	-59.34	-14.89	1
6535MHz	Pass	6.5337G	-18.46	6.5031G	-73.34	-58.46	-14.88	2
6715MHz	Pass	6.7128G	-19.95	6.683G	-74.03	-59.95	-14.08	1
6715MHz	Pass	6.7134G	-19.33	6.6835G	-73.66	-59.33	-14.33	2
6855MHz	Pass	6.8556G	-20.11	6.8225G	-74.07	-60.11	-13.96	1
6855MHz	Pass	6.8537G	-19.75	6.823G	-73.60	-59.75	-13.85	2
6875MHz Straddle 6.525-6.875GHz	Pass	6.874G	-19.43	6.8424G	-73.91	-59.43	-14.48	1
6875MHz Straddle 6.525-6.875GHz	Pass	6.8762G	-19.18	6.8427G	-73.32	-59.18	-14.14	2
6895MHz	Pass	6.8962G	-19.96	6.8621G	-74.35	-59.96	-14.39	1
6895MHz	Pass	6.8937G	-19.13	6.863G	-73.34	-59.13	-14.21	2
7015MHz	Pass	7.014G	-19.49	6.9836G	-72.55	-59.17	-13.38	1
7015MHz	Pass	7.0162G	-19.44	6.9834G	-72.61	-59.35	-13.26	2
7095MHz	Pass	7.0956G	-20.25	7.0634G	-74.96	-60.04	-14.92	1
7095MHz	Pass	7.0956G	-19.44	7.0633G	-73.67	-59.34	-14.33	2
7115MHz	Pass	7.1131G	-19.38	7.0827G	-75.37	-59.38	-15.99	1
7115MHz	Pass	7.1131G	-18.46	7.0833G	-73.63	-58.46	-15.17	2
802.11ax HEW20_Nss1,(MCS0)_2TX-OFDMA	-	-	-	-	-	-	-	-
5955MHz	Pass	5.9594G	-18.98	5.9243G	-70.41	-57.33	-13.08	1
5955MHz	Pass	5.9574G	-18.51	5.9222G	-71.88	-58.51	-13.37	2
6175MHz	Pass	6.1718G	-19.17	6.1443G	-70.50	-57.73	-12.77	1
6175MHz	Pass	6.1737G	-19.06	6.1424G	-72.78	-59.06	-13.72	2
6415MHz	Pass	6.4162G	-17.79	6.3843G	-69.58	-56.46	-13.12	1
6415MHz	Pass	6.4187G	-18.99	6.3826G	-72.56	-58.99	-13.57	2
6435MHz	Pass	6.42991G	-17.95	6.4043G	-69.62	-56.30	-13.32	1
6435MHz	Pass	6.4337G	-18.33	6.4022G	-72.39	-58.33	-14.06	2
6475MHz	Pass	6.477G	-17.43	6.4443G	-69.15	-56.32	-12.83	1
6475MHz	Pass	6.4711G	-17.89	6.4423G	-71.60	-57.89	-13.71	2
6515MHz	Pass	6.5166G	-17.71	6.4843G	-69.56	-56.17	-13.39	1
6515MHz	Pass	6.5131G	-17.55	6.4811G	-71.74	-57.55	-14.19	2

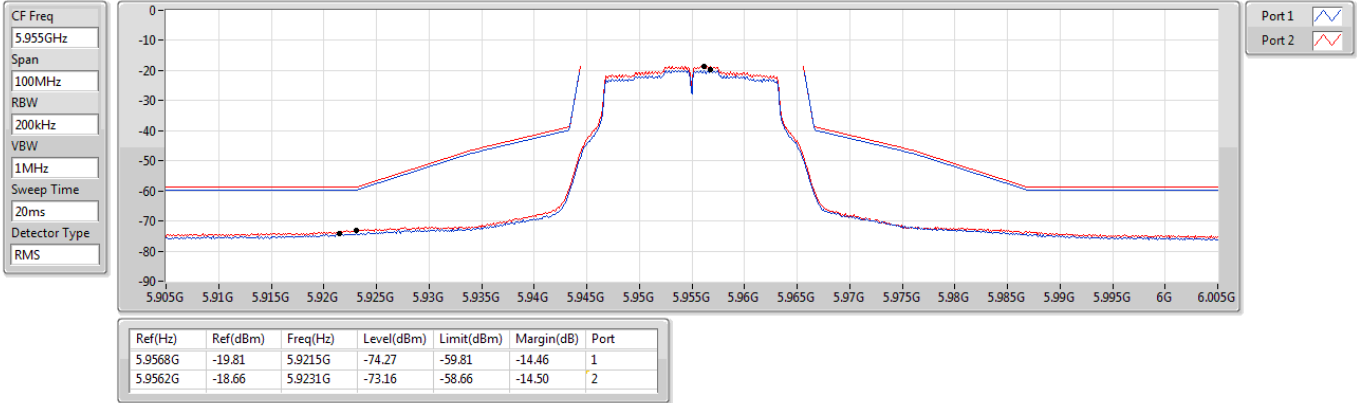
Mode	Result	Ref (Hz)	Ref (dBm)	Freq (Hz)	Level (dBm)	Limit (dBm)	Margin (dB)	Port
6535MHz	Pass	6.5334G	-17.24	6.5656G	-68.73	-55.59	-13.14	1
6535MHz	Pass	6.5338G	-17.21	6.5026G	-70.76	-57.13	-13.63	2
6715MHz	Pass	6.7175G	-17.28	6.6842G	-68.22	-55.74	-12.48	1
6715MHz	Pass	6.7106G	-17.27	6.6827G	-70.26	-56.86	-13.40	2
6855MHz	Pass	6.8524G	-17.24	6.8243G	-68.61	-55.38	-13.23	1
6855MHz	Pass	6.8537G	-17.36	6.8244G	-68.28	-55.60	-12.68	2
6875MHz Straddle 6.525-6.875GHz	Pass	6.8736G	-17.09	6.8443G	-68.23	-55.78	-12.45	1
6875MHz Straddle 6.525-6.875GHz	Pass	6.8719G	-17.33	6.8425G	-69.96	-57.33	-12.63	2
6895MHz	Pass	6.8934G	-18.00	6.8624G	-71.07	-58.00	-13.07	1
6895MHz	Pass	6.8905G	-17.51	6.8623G	-70.75	-57.51	-13.24	2
7015MHz	Pass	7.0137G	-19.25	6.9843G	-69.16	-57.71	-11.45	1
7015MHz	Pass	7.0138G	-18.83	6.9824G	-70.28	-58.83	-11.45	2
7095MHz	Pass	7.0922G	-19.06	7.0642G	-70.83	-57.85	-12.98	1
7095MHz	Pass	7.0955G	-18.18	7.0643G	-69.68	-56.53	-13.15	2
7115MHz	Pass	7.12219G	-20.34	7.0842G	-72.65	-58.91	-13.74	1
7115MHz	Pass	7.113G	-19.35	7.0824G	-72.57	-59.35	-13.22	2
802.11ax HEW40_Nss1,(MCS0)_2TX-OFDMA	-	-	-	-	-	-	-	-
5965MHz	Pass	5.96G	-16.18	5.9036G	-69.85	-56.18	-13.67	1
5965MHz	Pass	5.9602G	-15.58	5.9036G	-68.69	-55.58	-13.11	2
6165MHz	Pass	6.1688G	-17.74	6.104G	-72.00	-57.74	-14.26	1
6165MHz	Pass	6.1686G	-17.79	6.1028G	-71.37	-57.79	-13.58	2
6405MHz	Pass	6.4096G	-15.23	6.3436G	-69.45	-55.23	-14.22	1
6405MHz	Pass	6.4086G	-15.76	6.344G	-69.31	-55.76	-13.55	2
6445MHz	Pass	6.4412G	-16.78	6.3834G	-71.43	-56.78	-14.65	1
6445MHz	Pass	6.4414G	-17.23	6.3834G	-70.86	-57.23	-13.63	2
6485MHz	Pass	6.4888G	-17.58	6.4238G	-71.71	-57.58	-14.13	1
6485MHz	Pass	6.481G	-17.15	6.4236G	-70.44	-57.15	-13.29	2
6525MHz Straddle 6.425-6.525GHz	Pass	6.5218G	-16.91	6.4636G	-71.08	-56.91	-14.17	1
6525MHz Straddle 6.425-6.525GHz	Pass	6.5286G	-16.59	6.4634G	-70.34	-56.59	-13.75	2
6565MHz	Pass	6.561G	-14.99	6.5036G	-69.29	-54.99	-14.30	1
6565MHz	Pass	6.5688G	-15.02	6.5028G	-68.48	-55.02	-13.46	2
6725MHz	Pass	6.71961G	-17.58	6.6648G	-71.39	-57.58	-13.81	1
6725MHz	Pass	6.7288G	-17.47	6.6632G	-69.95	-57.47	-12.48	2
6845MHz	Pass	6.83981G	-16.95	6.7836G	-70.88	-56.95	-13.93	1
6845MHz	Pass	6.8412G	-16.39	6.7854G	-68.69	-56.28	-12.41	2
6885MHz Straddle 6.525-6.875GHz	Pass	6.8814G	-15.54	6.8254G	-69.31	-55.54	-13.77	1
6885MHz Straddle 6.525-6.875GHz	Pass	6.8814G	-15.17	6.7862G	-67.92	-55.17	-12.75	2
6925MHz	Pass	6.9204G	-15.15	6.8638G	-69.03	-55.15	-13.88	1
6925MHz	Pass	6.922G	-14.95	6.8628G	-67.63	-54.95	-12.68	2
7005MHz	Pass	6.99961G	-17.78	6.9436G	-71.44	-57.78	-13.66	1
7005MHz	Pass	6.99881G	-17.29	6.9126G	-69.63	-57.29	-12.34	2
7085MHz	Pass	7.07941G	-17.66	7.0234G	-72.20	-57.66	-14.54	1

Mode	Result	Ref (Hz)	Ref (dBm)	Freq (Hz)	Level (dBm)	Limit (dBm)	Margin (dB)	Port
7085MHz	Pass	7.07921G	-16.76	6.9864G	-69.93	-56.76	-13.17	2
802.11ax HEW80_Nss1,(MCS0)_2TX-OFDMA	-	-	-	-	-	-	-	-
5985MHz	Pass	5.97661G	-12.13	5.8618G	-65.72	-52.13	-13.59	1
5985MHz	Pass	5.97341G	-11.83	5.8138G	-62.96	-51.83	-11.13	2
6145MHz	Pass	6.15419G	-11.65	6.0218G	-65.15	-51.65	-13.50	1
6145MHz	Pass	6.15579G	-11.92	5.9642G	-62.30	-51.92	-10.38	2
6385MHz	Pass	6.37421G	-11.08	6.2626G	-65.19	-50.97	-14.22	1
6385MHz	Pass	6.37261G	-12.18	6.2314G	-62.73	-52.18	-10.55	2
6465MHz	Pass	6.45301G	-11.35	6.3426G	-65.01	-51.35	-13.66	1
6465MHz	Pass	6.45221G	-12.00	6.297G	-62.04	-52.00	-10.04	2
6545MHz Straddle 6.425-6.525GHz	Pass	6.53341G	-11.30	6.4234G	-64.70	-51.01	-13.69	1
6545MHz Straddle 6.425-6.525GHz	Pass	6.55739G	-11.35	6.3754G	-61.79	-51.35	-10.44	2
6625MHz	Pass	6.61661G	-11.42	6.503G	-64.56	-51.42	-13.14	1
6625MHz	Pass	6.63579G	-11.48	6.449G	-62.06	-51.48	-10.58	2
6705MHz	Pass	6.69341G	-11.66	6.583G	-65.59	-51.66	-13.93	1
6705MHz	Pass	6.69381G	-11.49	6.5418G	-62.00	-51.49	-10.51	2
6785MHz	Pass	6.77381G	-11.64	6.663G	-65.04	-51.53	-13.51	1
6785MHz	Pass	6.77301G	-11.47	6.623G	-61.38	-51.47	-9.91	2
6865MHz Straddle 6.525-6.875GHz	Pass	6.85261G	-11.41	6.7422G	-64.77	-51.37	-13.40	1
6865MHz Straddle 6.525-6.875GHz	Pass	6.85221G	-11.29	6.6922G	-60.45	-51.29	-9.16	2
6945MHz	Pass	6.93141G	-11.98	6.8222G	-64.78	-51.98	-12.80	1
6945MHz	Pass	6.93301G	-11.30	6.7766G	-59.31	-51.30	-8.01	2
7025MHz	Pass	6.99703G	-12.51	6.903G	-64.35	-52.51	-11.84	1
7025MHz	Pass	6.99623G	-11.57	6.8374G	-58.51	-51.57	-6.94	2

5.925-6.425GHz_802.11a_Nss1,(6Mbps)_2TX

MASK

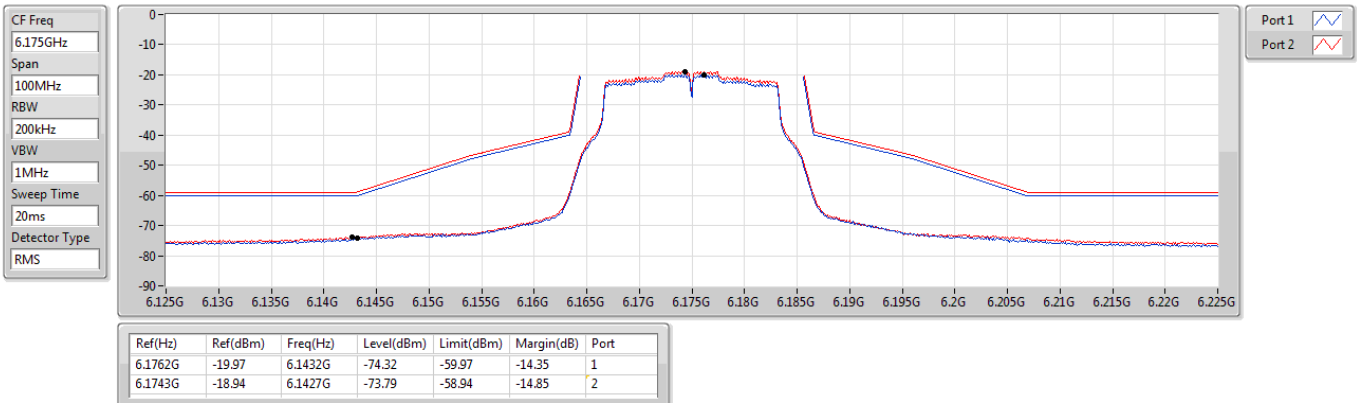
5955MHz_TX



5.925-6.425GHz_802.11a_Nss1,(6Mbps)_2TX

MASK

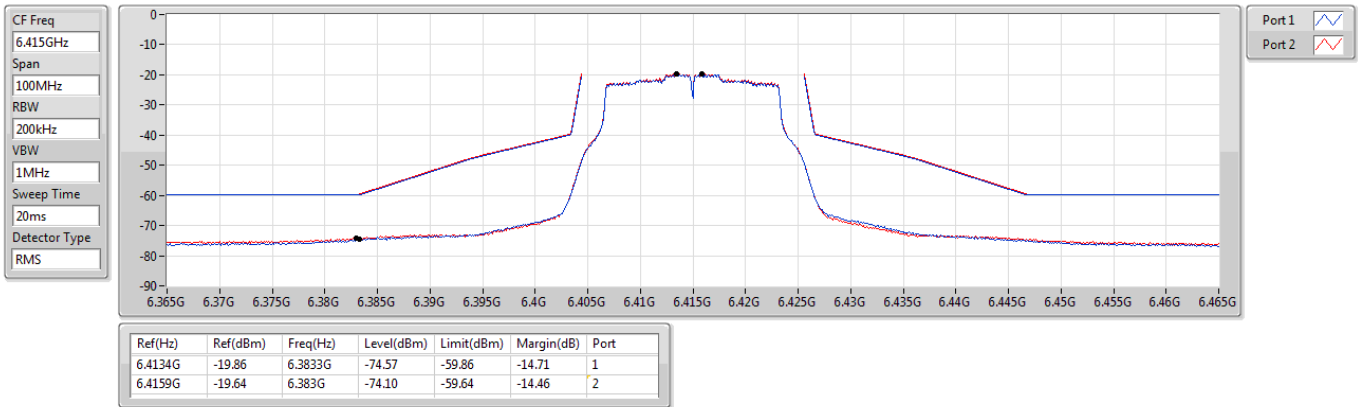
6175MHz_TX



5.925-6.425GHz_802.11a_Nss1,(6Mbps)_2TX

MASK

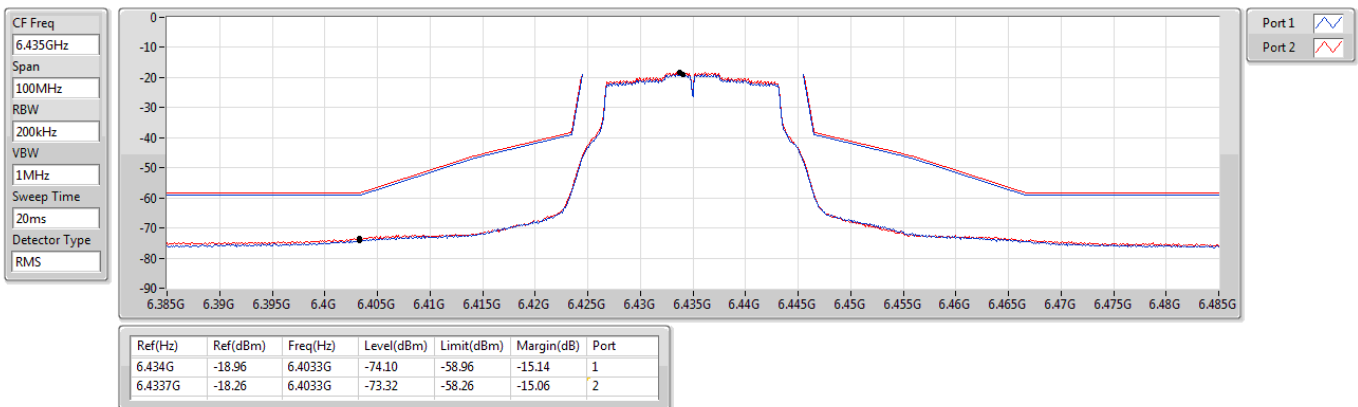
6415MHz_TX



6.425-6.525GHz_802.11a_Nss1,(6Mbps)_2TX

MASK

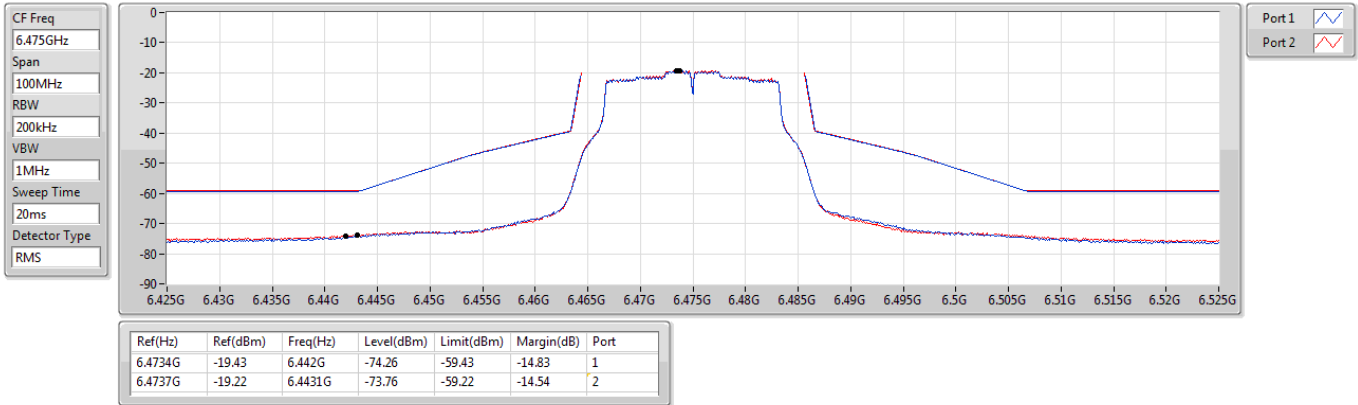
6435MHz_TX



6.425-6.525GHz_802.11a_Nss1,(6Mbps)_2TX

MASK

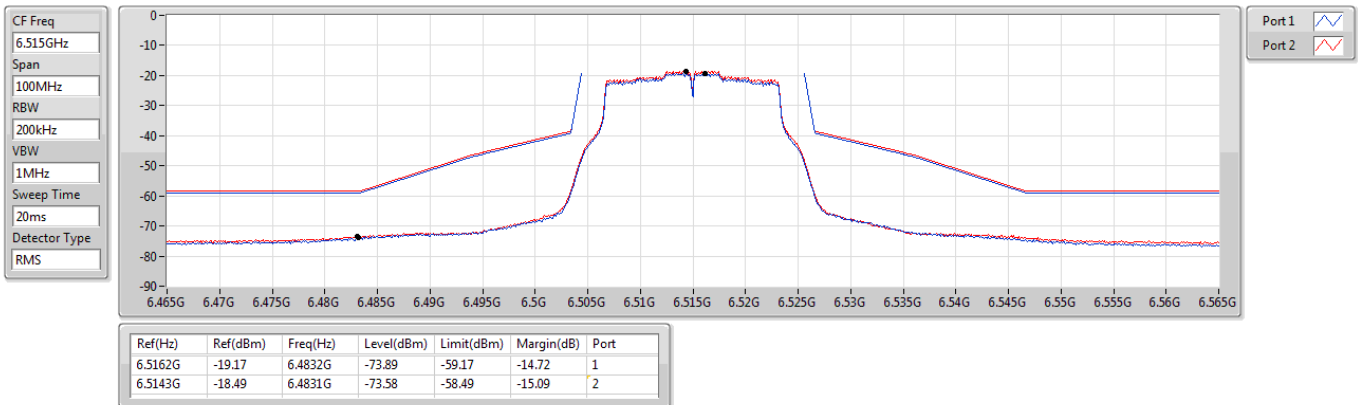
6475MHz_TX



6.425-6.525GHz_802.11a_Nss1,(6Mbps)_2TX

MASK

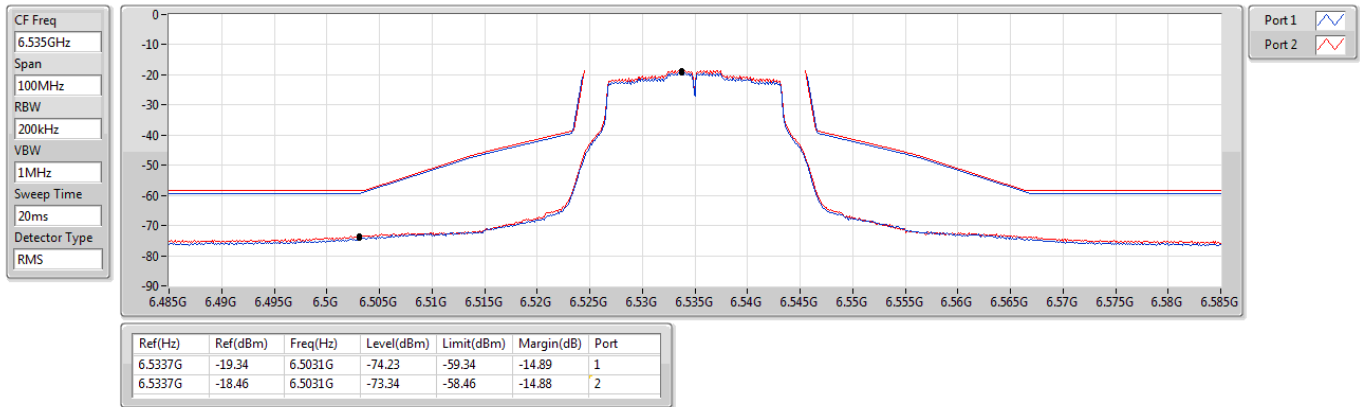
6515MHz_TX



6.525-6.875GHz_802.11a_Nss1,(6Mbps)_2TX

MASK

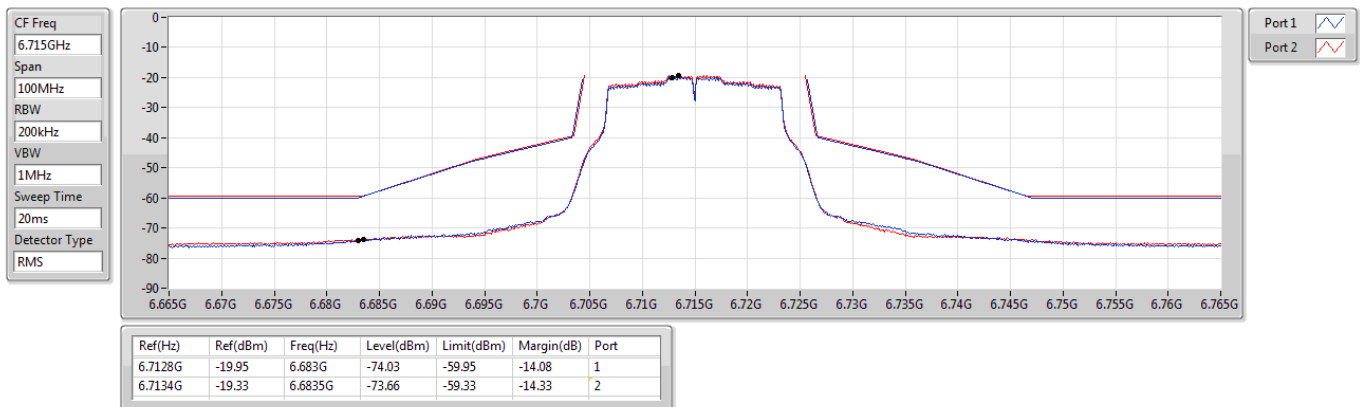
6535MHz_TX



6.525-6.875GHz_802.11a_Nss1,(6Mbps)_2TX

MASK

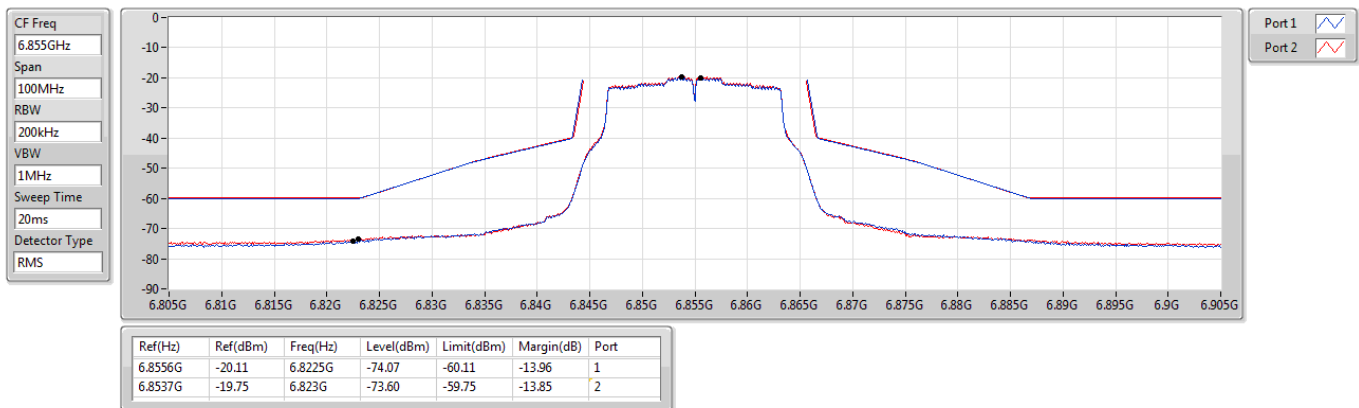
6715MHz_TX



6.525-6.875GHz_802.11a_Nss1,(6Mbps)_2TX

MASK

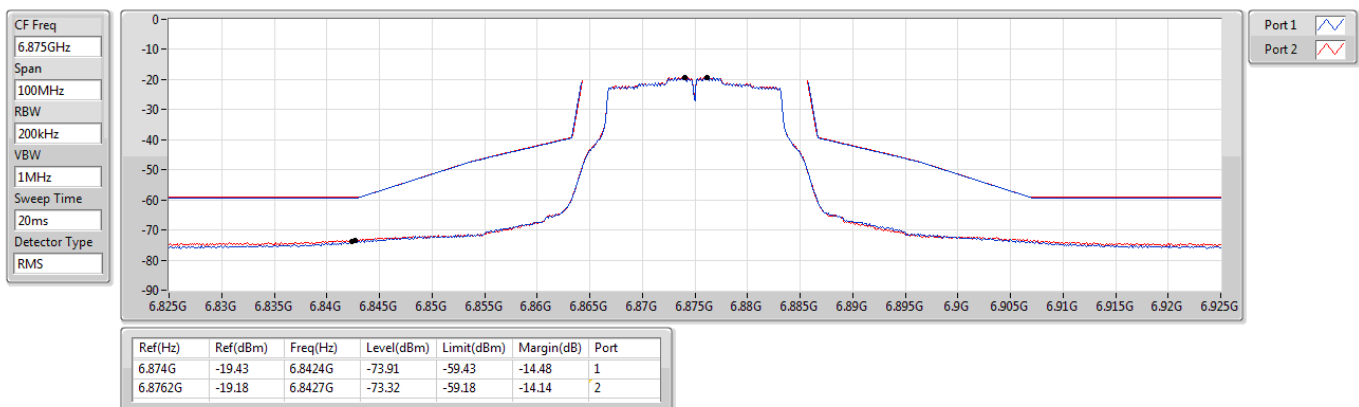
6855MHz_TX



6.525-6.875GHz_802.11a_Nss1,(6Mbps)_2TX

MASK

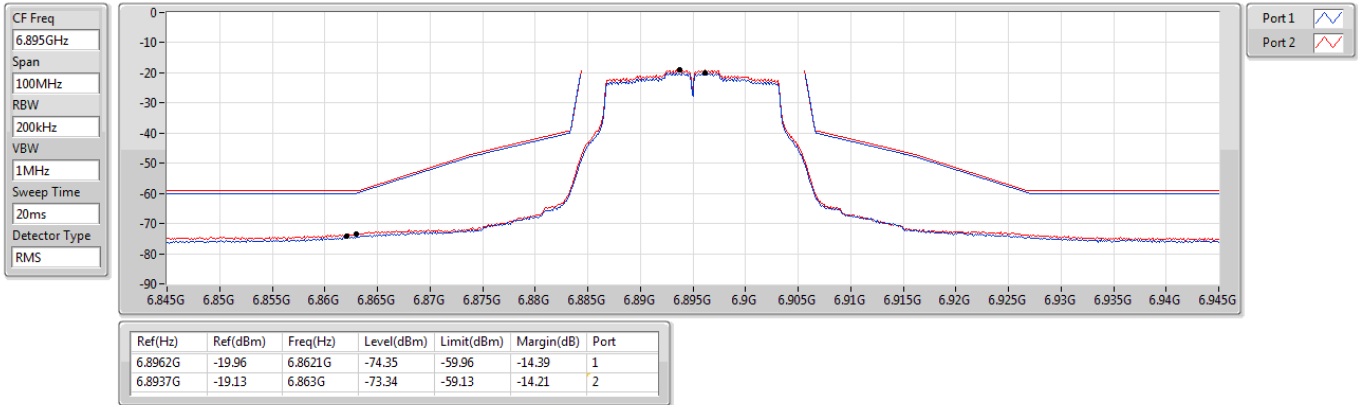
6875MHz Straddle 6.525-6.875GHz_TX



6.875-7.125GHz_802.11a_Nss1,(6Mbps)_2TX

MASK

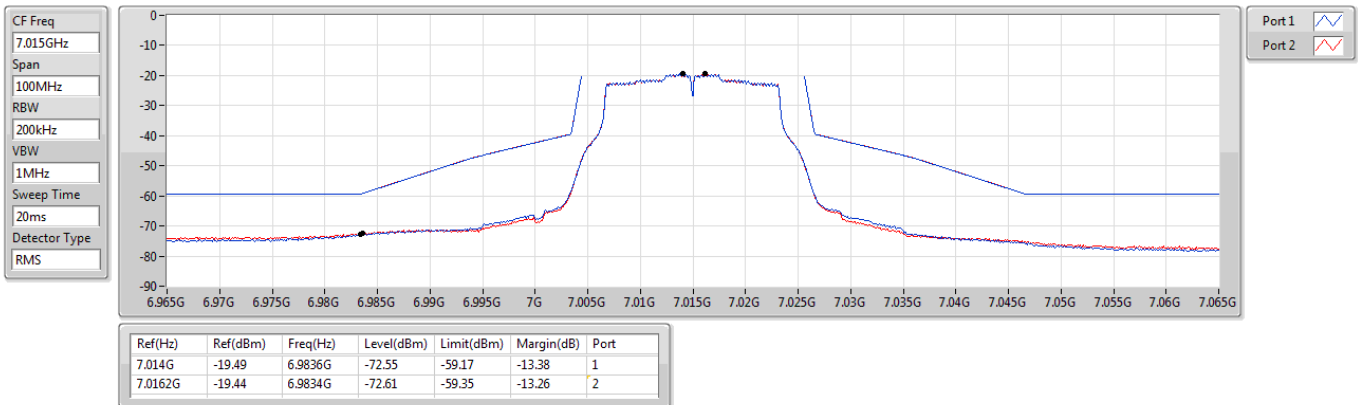
6895MHz_TX



6.875-7.125GHz_802.11a_Nss1,(6Mbps)_2TX

MASK

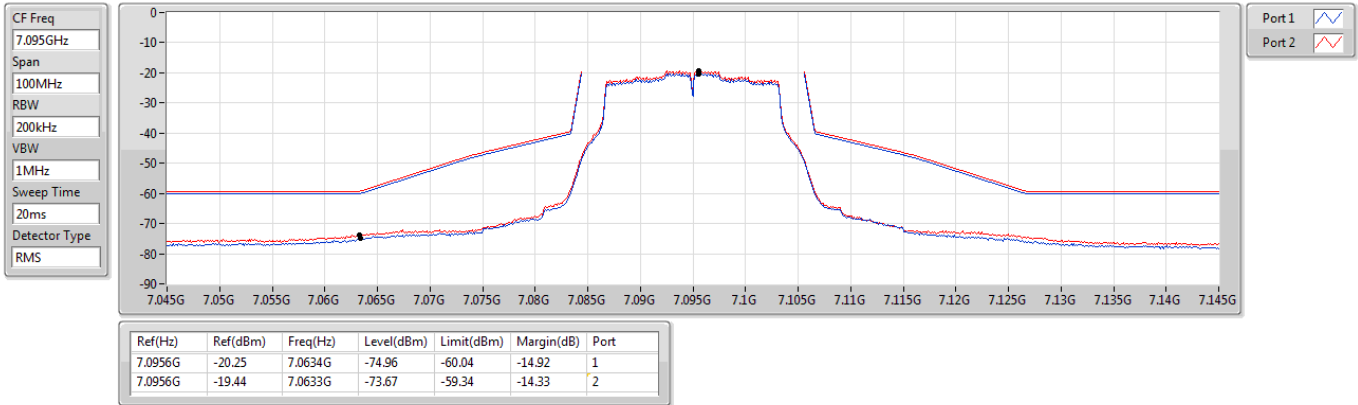
7015MHz_TX



6.875-7.125GHz_802.11a_Nss1,(6Mbps)_2TX

MASK

7095MHz_TX



6.875-7.125GHz_802.11a_Nss1,(6Mbps)_2TX

MASK

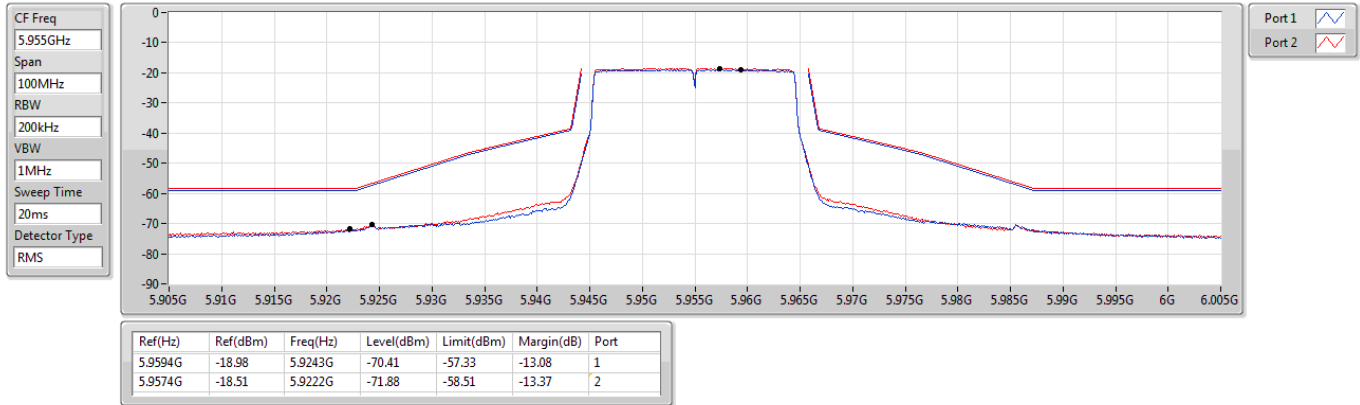
7115MHz_TX



5.925-6.425GHz_802.11ax HEW20_Nss1,(MCS0)_2TX

MASK

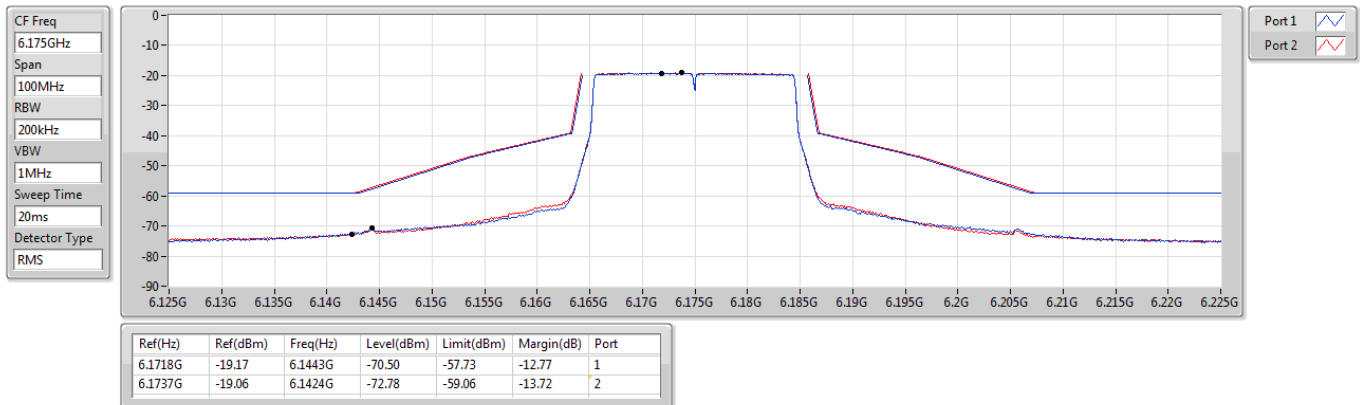
5955MHz_TX



5.925-6.425GHz_802.11ax HEW20_Nss1,(MCS0)_2TX

MASK

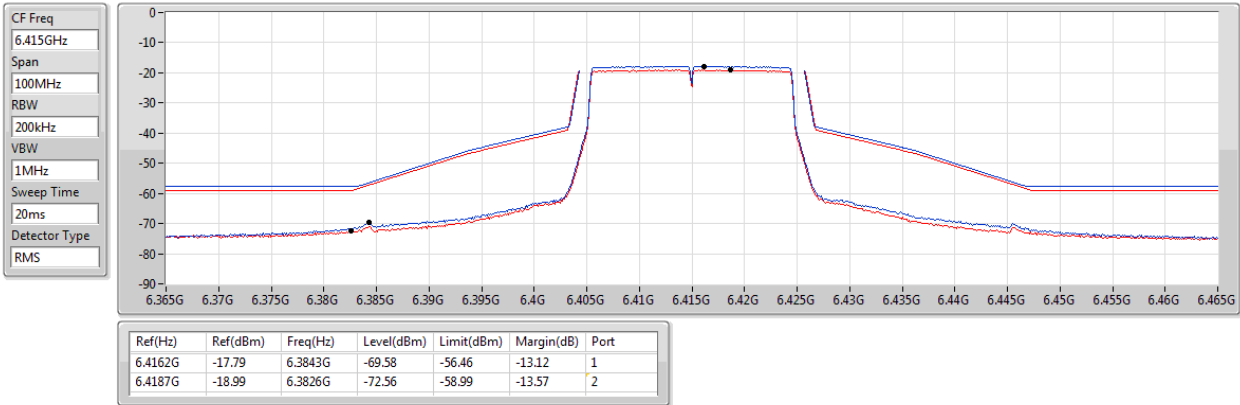
6175MHz_TX



5.925-6.425GHz_802.11ax HEW20_Nss1,(MCS0)_2TX

MASK

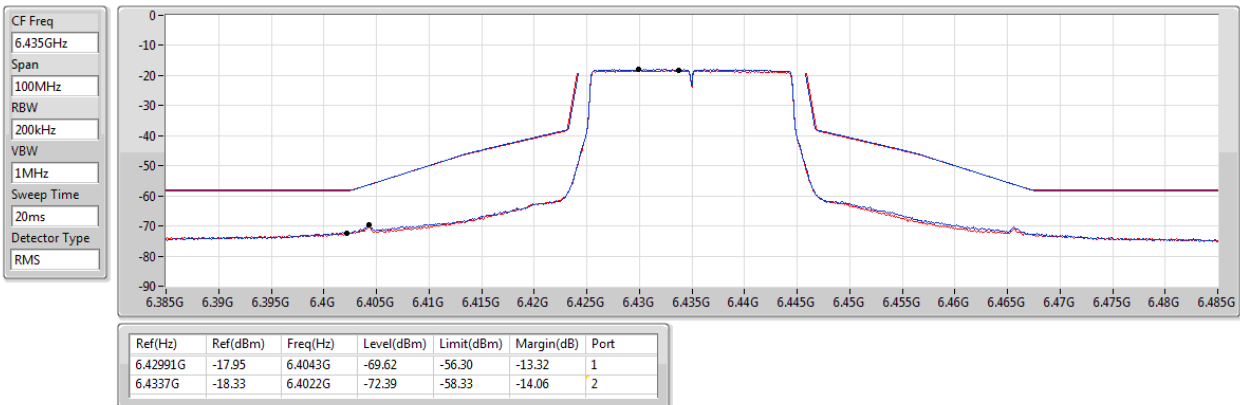
6415MHz_TX



6.425-6.525GHz_802.11ax HEW20_Nss1,(MCS0)_2TX

MASK

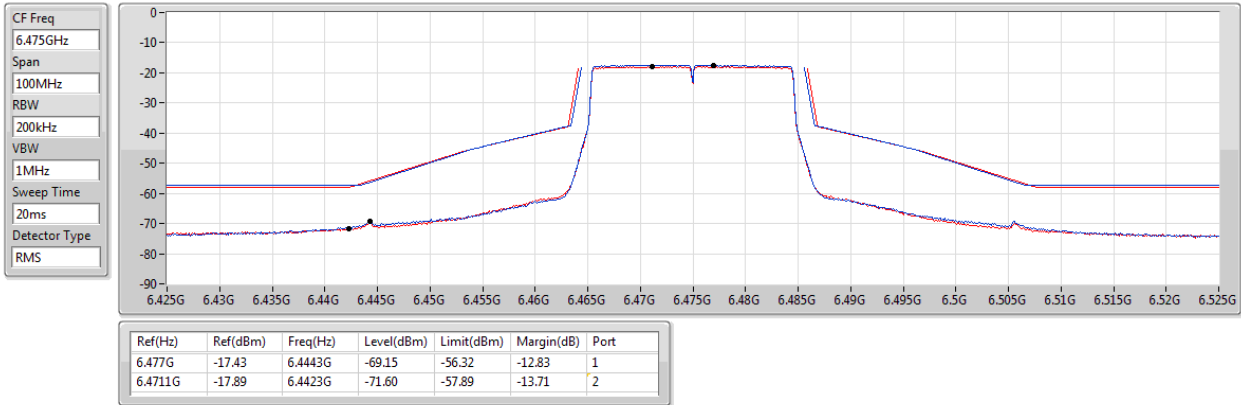
6435MHz_TX



6.425-6.525GHz_802.11ax HEW20_Nss1,(MCS0)_2TX

MASK

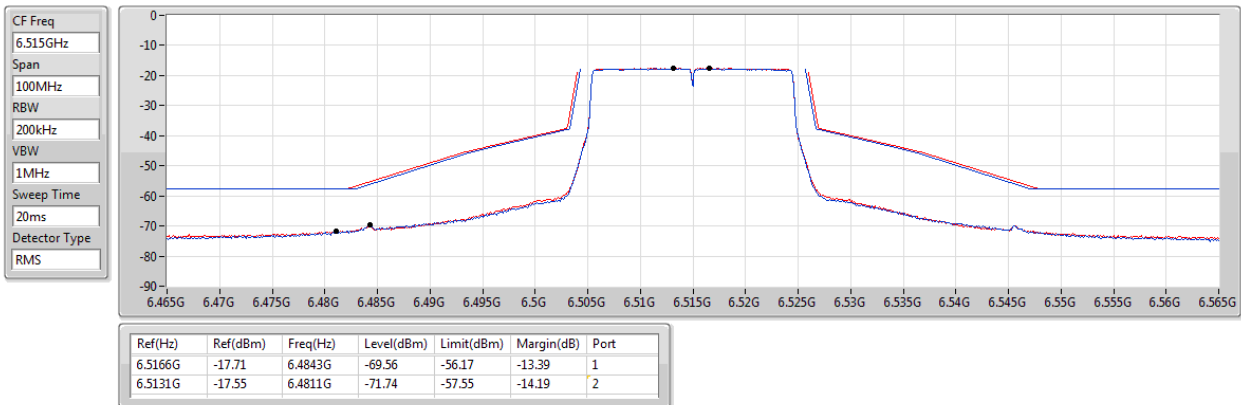
6475MHz_TX



6.425-6.525GHz_802.11ax HEW20_Nss1,(MCS0)_2TX

MASK

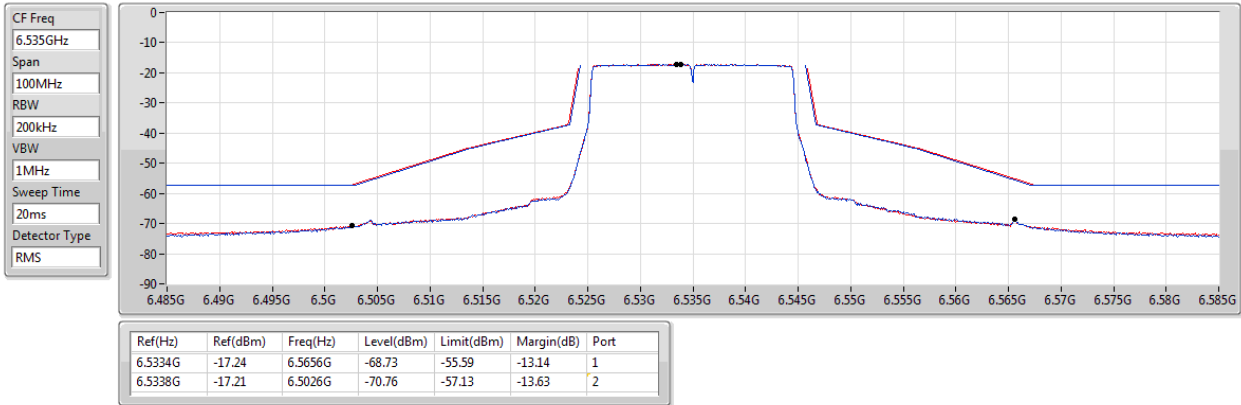
6515MHz_TX



6.525-6.875GHz_802.11ax_HEW20_Nss1,(MCS0)_2TX

MASK

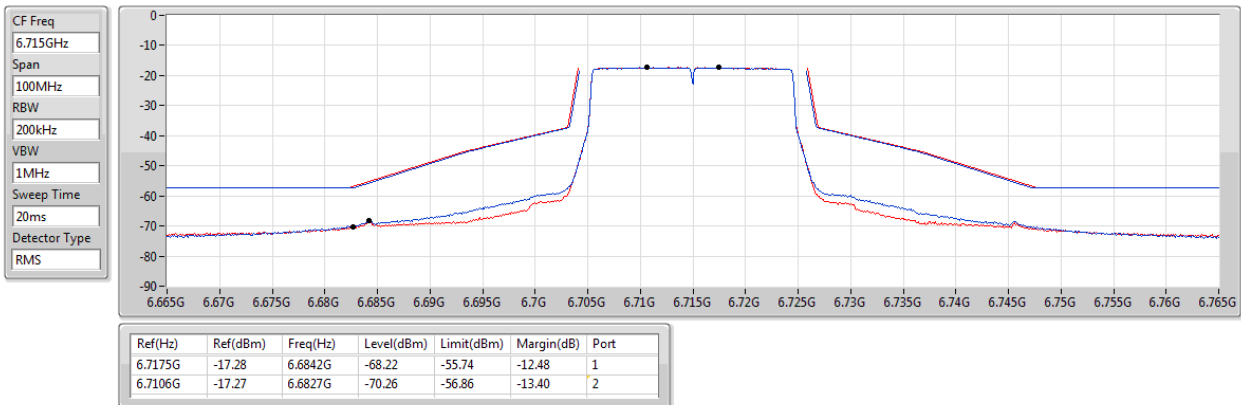
6535MHz_TX



6.525-6.875GHz_802.11ax_HEW20_Nss1,(MCS0)_2TX

MASK

6715MHz_TX

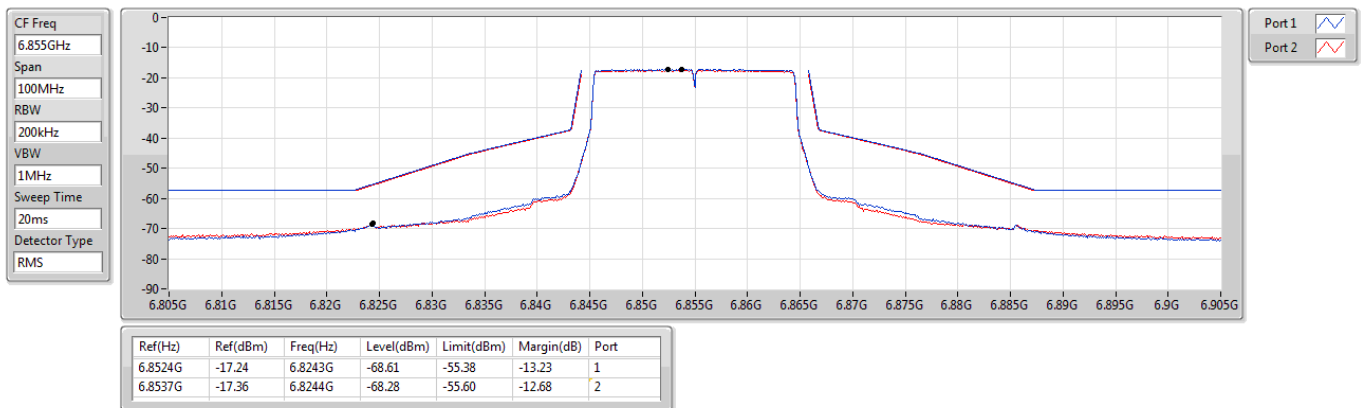




6.525-6.875GHz_802.11ax HEW20_Nss1,(MCS0)_2TX

MASK

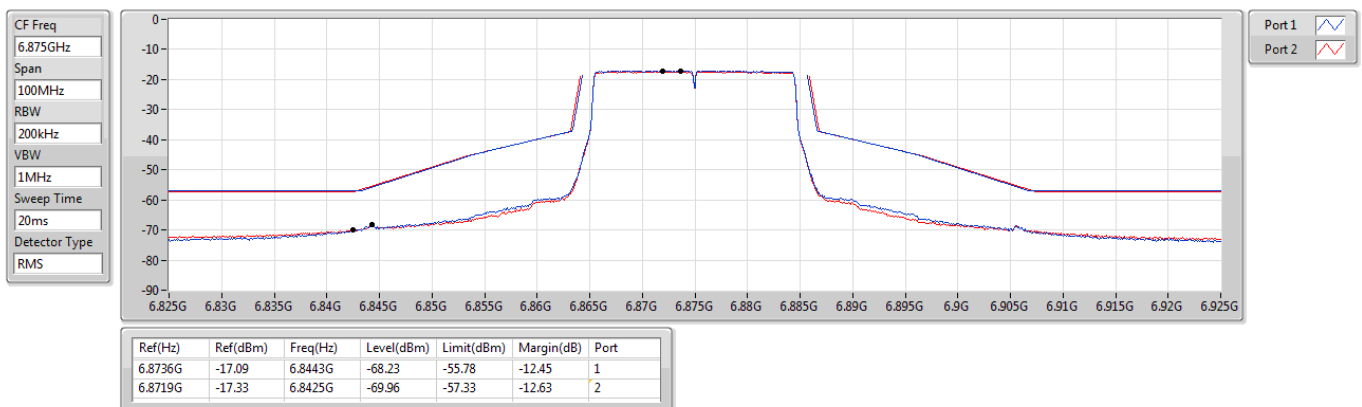
6855MHz_TX



6.525-6.875GHz_802.11ax HEW20_Nss1,(MCS0)_2TX

MASK

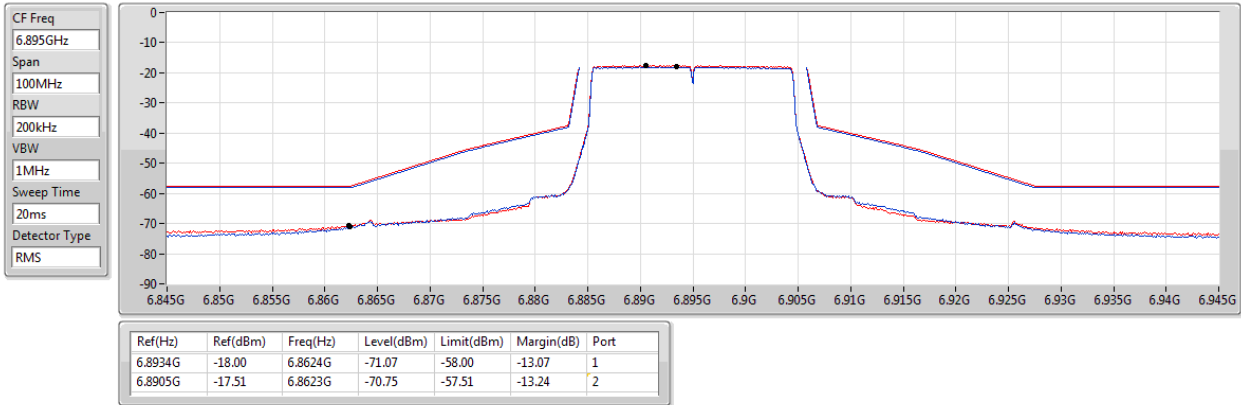
6875MHz Straddle 6.525-6.875GHz_TX



6.875-7.125GHz_802.11ax_HEW20_Nss1,(MCS0)_2TX

MASK

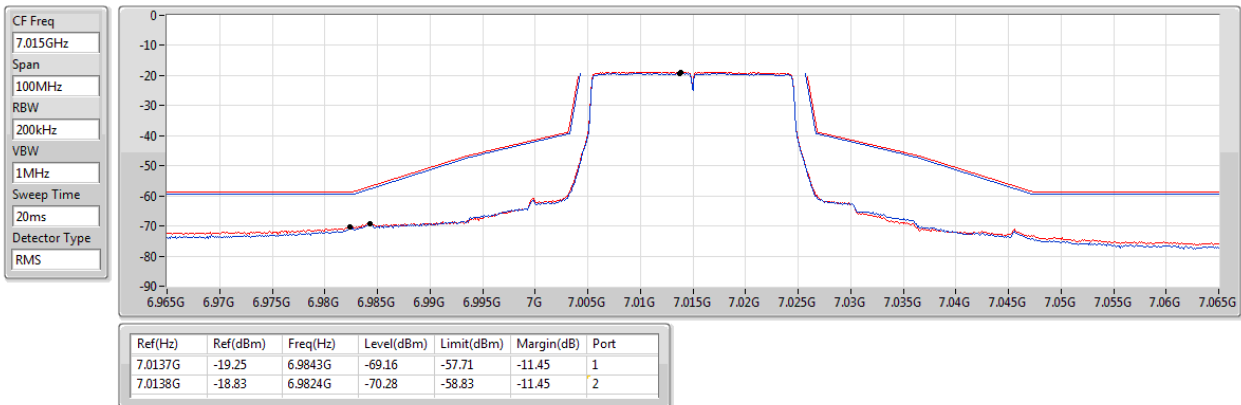
6895MHz_TX



6.875-7.125GHz_802.11ax_HEW20_Nss1,(MCS0)_2TX

MASK

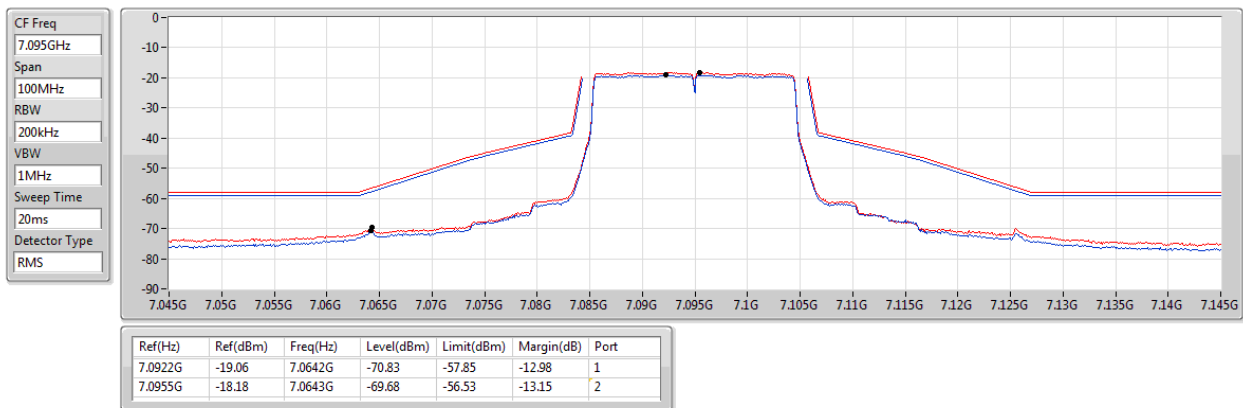
7015MHz_TX



6.875-7.125GHz_802.11ax_HEW20_Nss1,(MCS0)_2TX

MASK

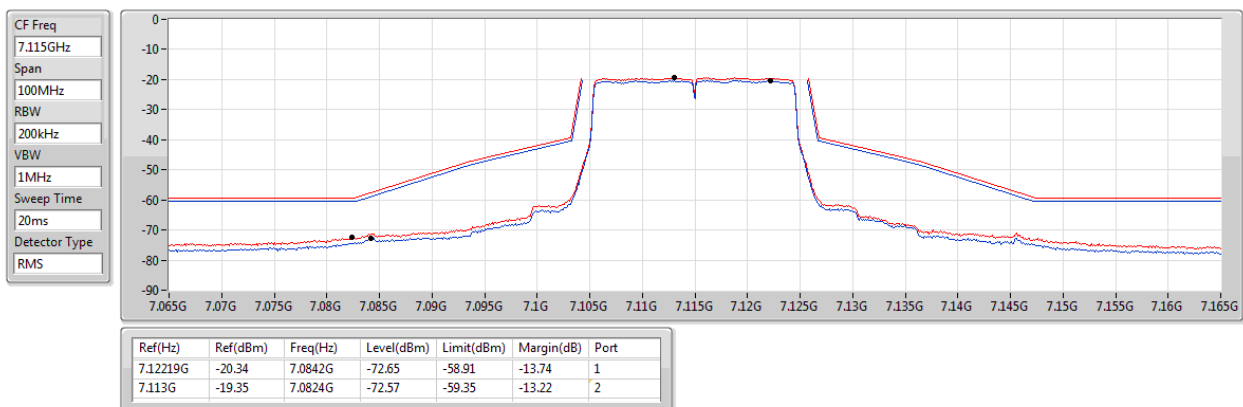
7095MHz_TX



6.875-7.125GHz_802.11ax_HEW20_Nss1,(MCS0)_2TX

MASK

7115MHz_TX



5.925-6.425GHz_802.11ax HEW40_Nss1,(MCS0)_2TX

MASK

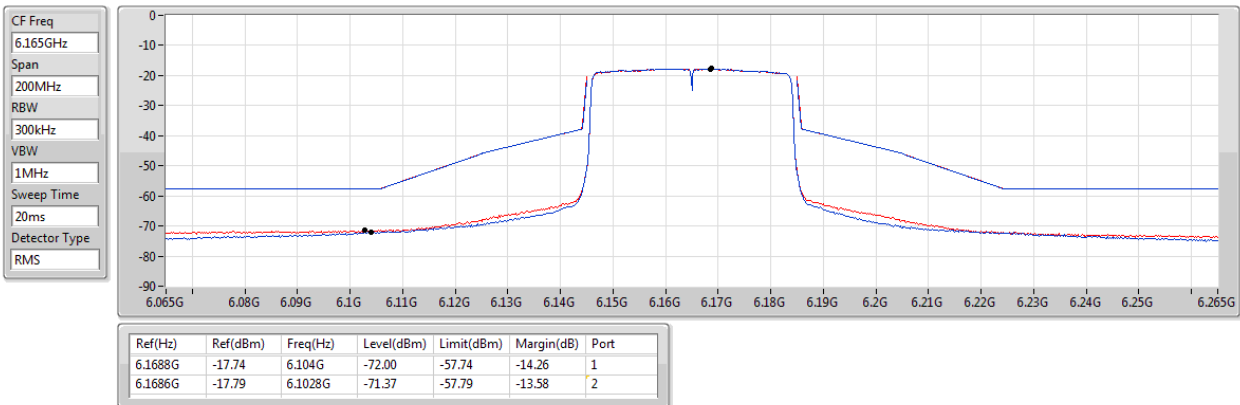
5965MHz_TX



5.925-6.425GHz_802.11ax HEW40_Nss1,(MCS0)_2TX

MASK

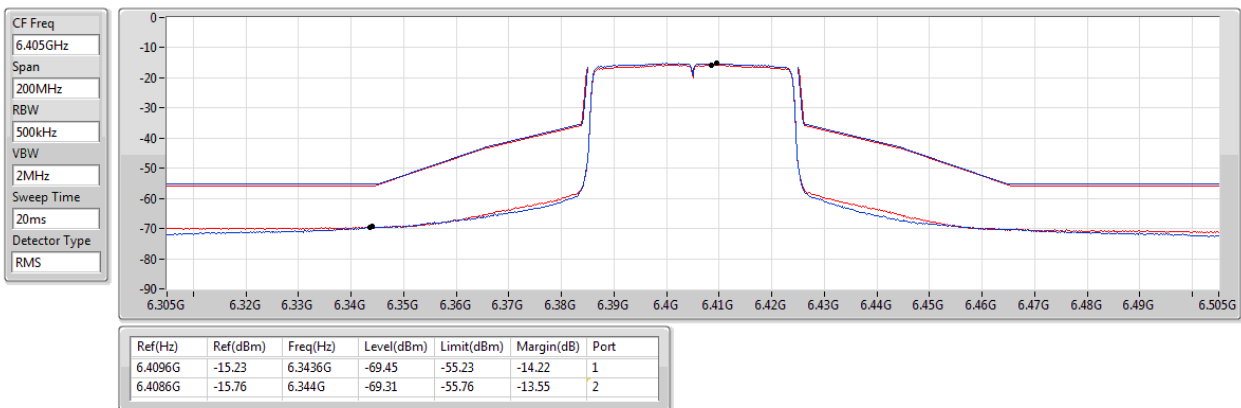
6165MHz_TX



5.925-6.425GHz_802.11ax HEW40_Nss1,(MCS0)_2TX

MASK

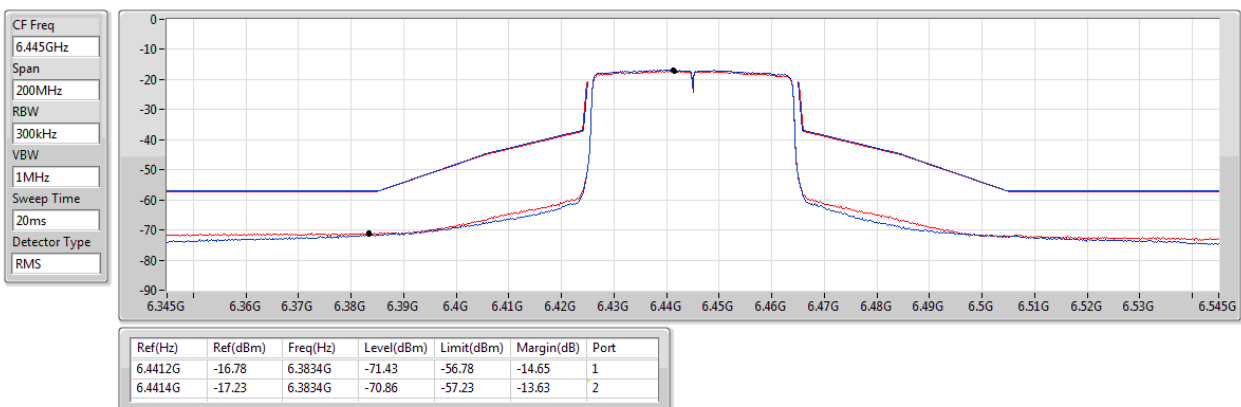
6405MHz_TX



6.425-6.525GHz_802.11ax HEW40_Nss1,(MCS0)_2TX

MASK

6445MHz_TX

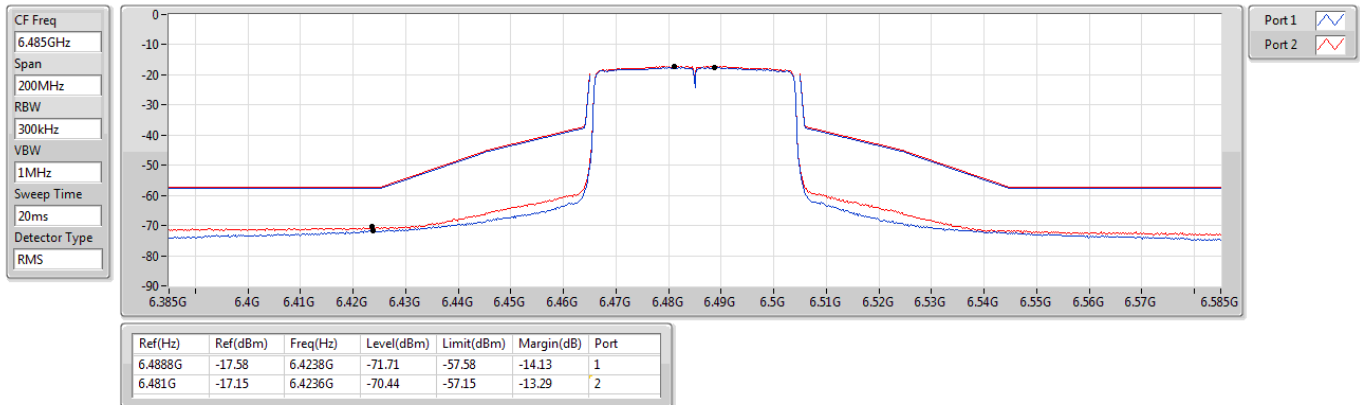




6.425-6.525GHz_802.11ax HEW40_Nss1,(MCS0)_2TX

MASK

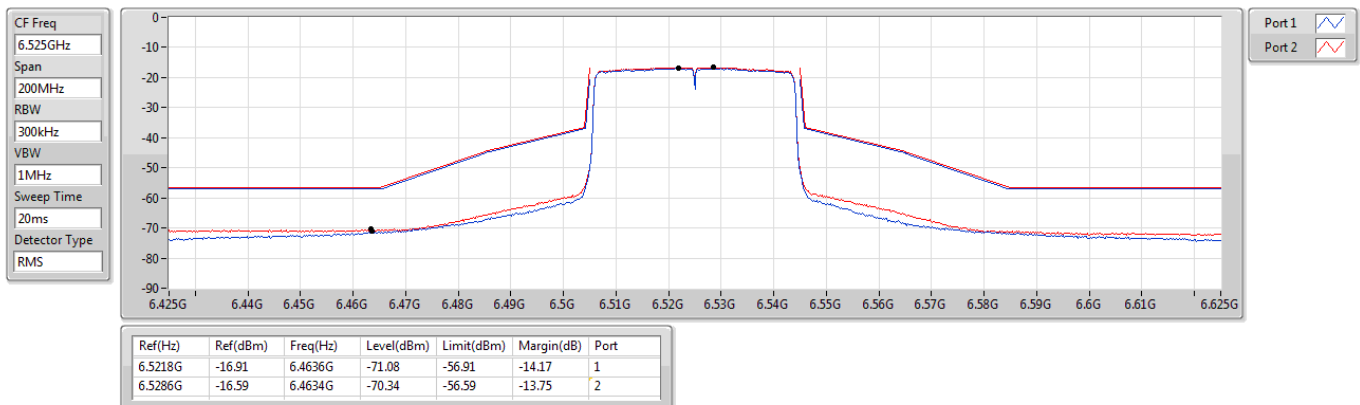
6485MHz_TX



6.425-6.525GHz_802.11ax HEW40_Nss1,(MCS0)_2TX

MASK

6525MHz Straddle 6.425-6.525GHz_TX

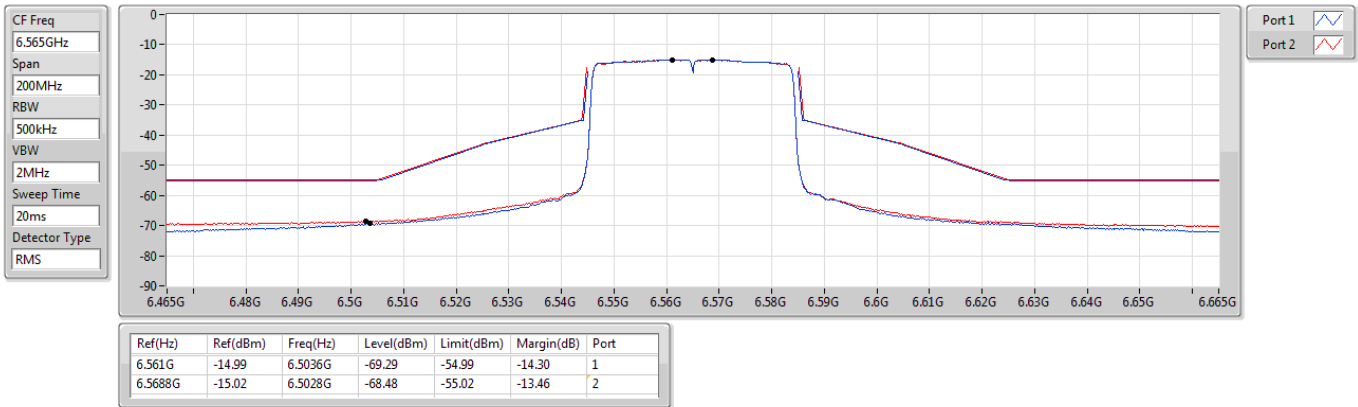




6.525-6.875GHz_802.11ax_HEW40_Nss1,(MCS0)_2TX

MASK

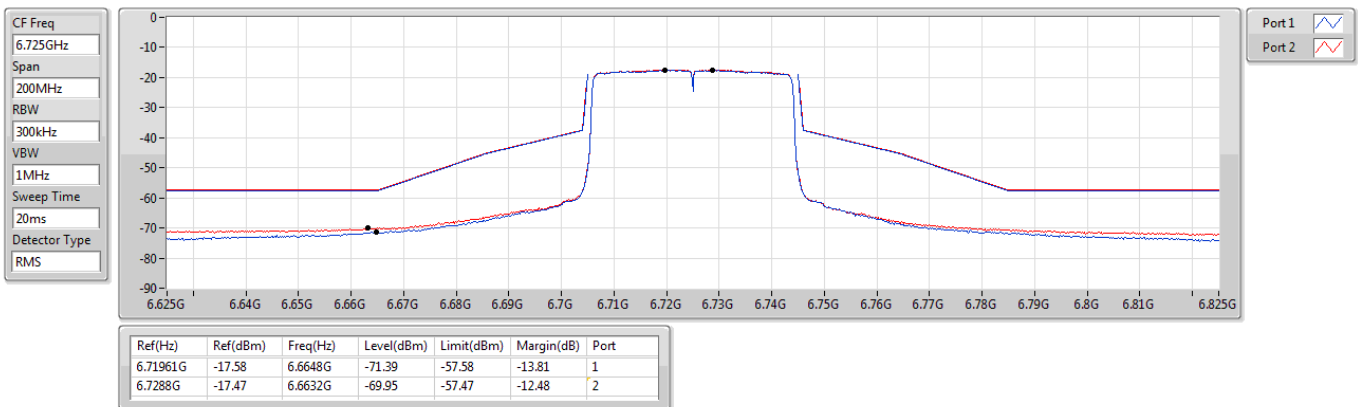
6565MHz_TX



6.525-6.875GHz_802.11ax_HEW40_Nss1,(MCS0)_2TX

MASK

6725MHz_TX

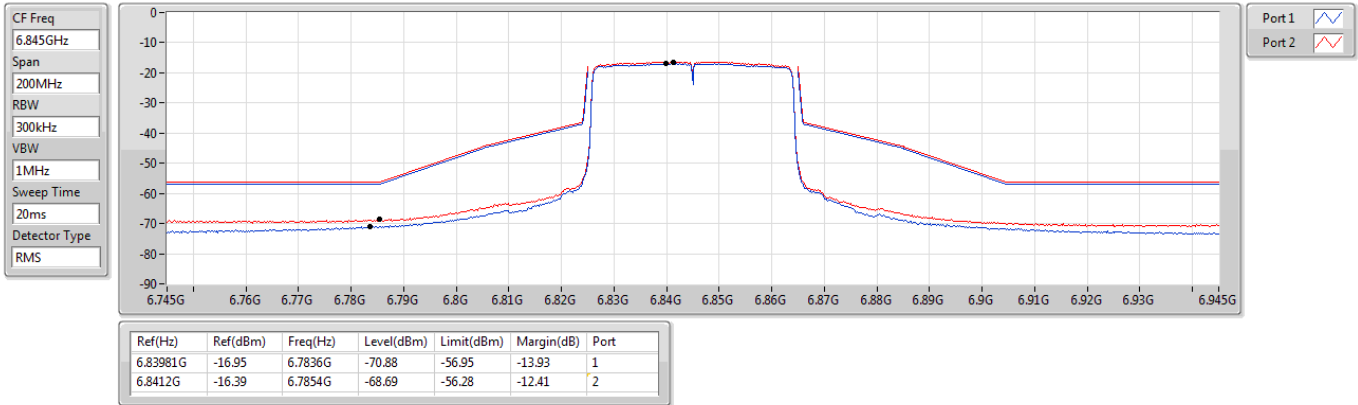




6.525-6.875GHz_802.11ax HEW40_Nss1,(MCS0)_2TX

MASK

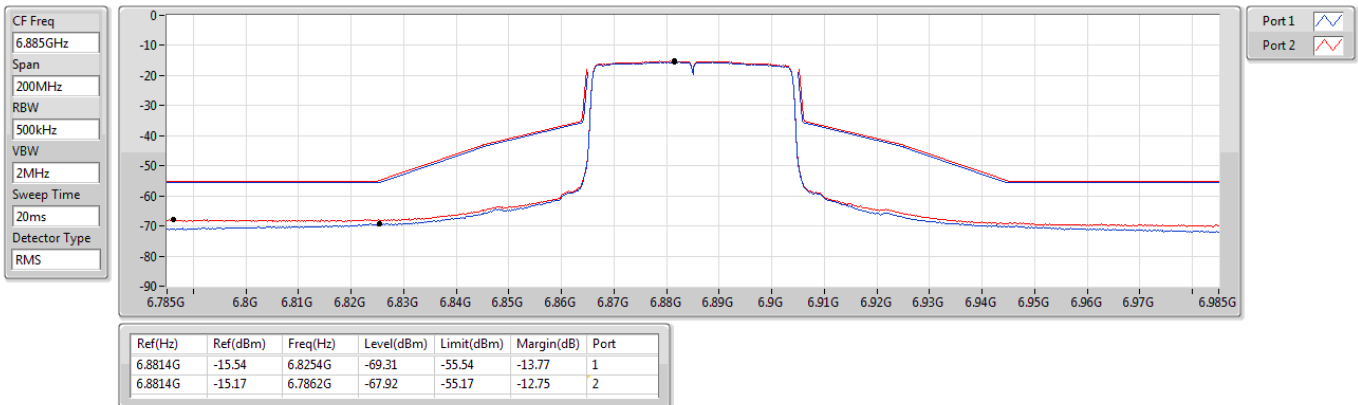
6845MHz_TX



6.525-6.875GHz_802.11ax HEW40_Nss1,(MCS0)_2TX

MASK

6885MHz Straddle 6.525-6.875GHz_TX

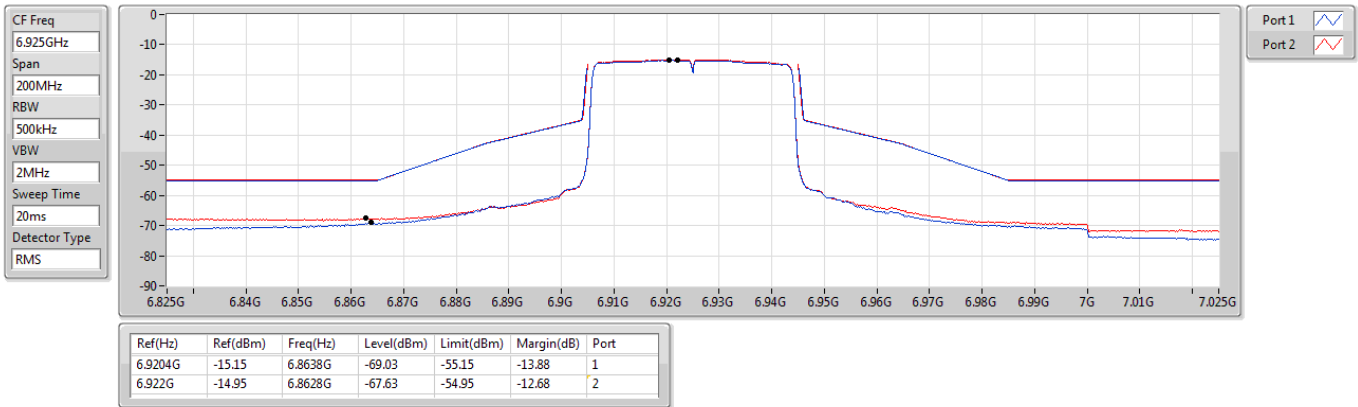




6.875-7.125GHz_802.11ax HEW40_Nss1,(MCS0)_2TX

MASK

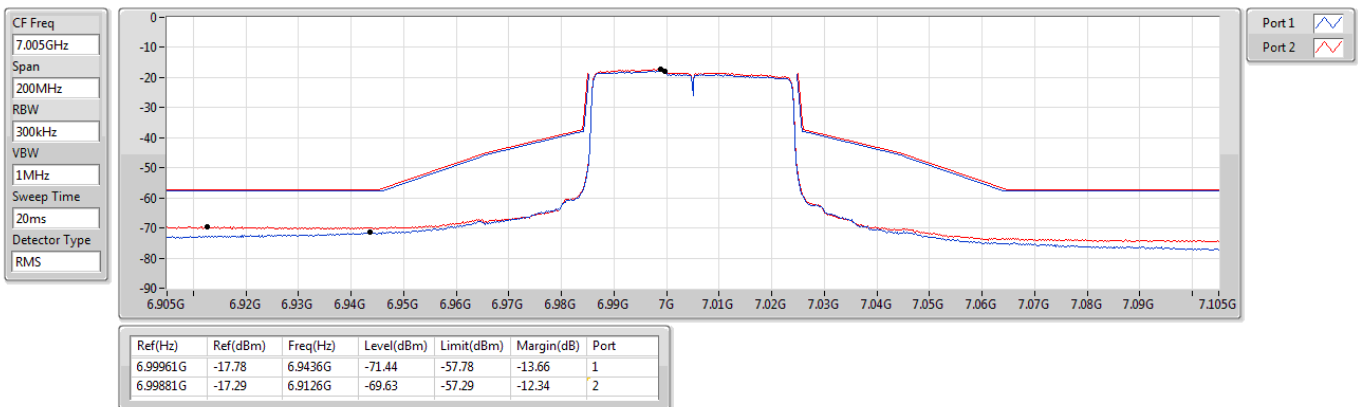
6925MHz_TX



6.875-7.125GHz_802.11ax HEW40_Nss1,(MCS0)_2TX

MASK

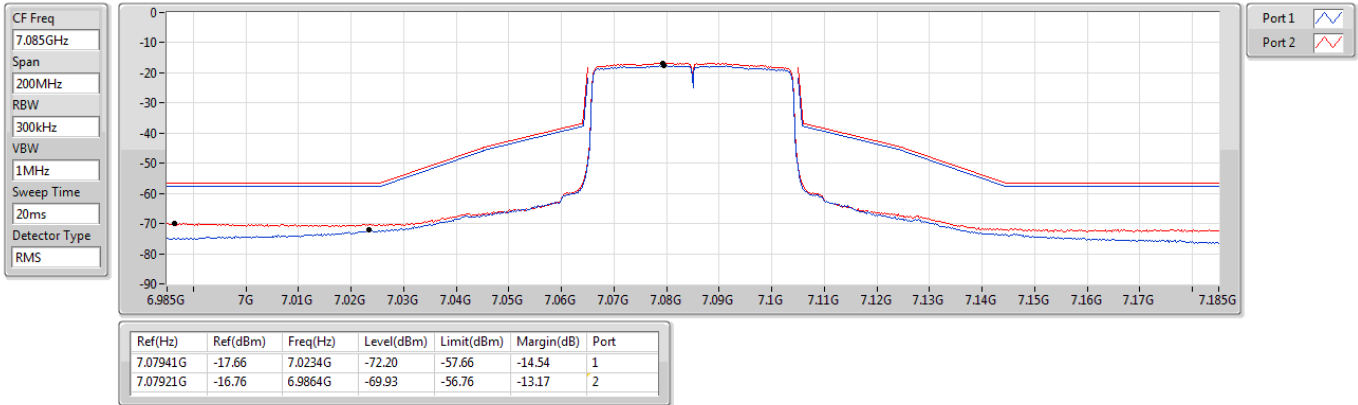
7005MHz_TX



6.875-7.125GHz_802.11ax HEW40_Nss1,(MCS0)_2TX

MASK

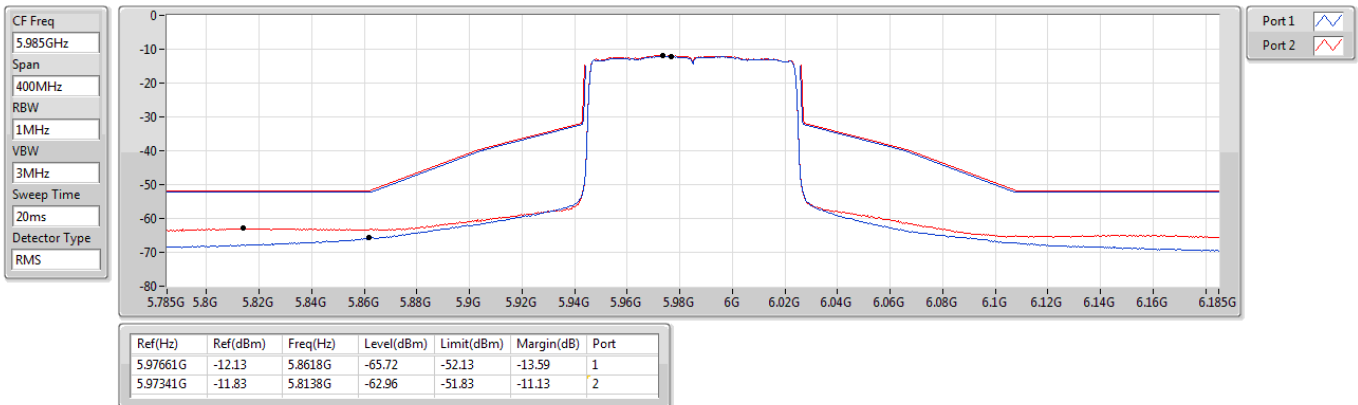
7085MHz_TX



5.925-6.425GHz_802.11ax HEW80_Nss1,(MCS0)_2TX

MASK

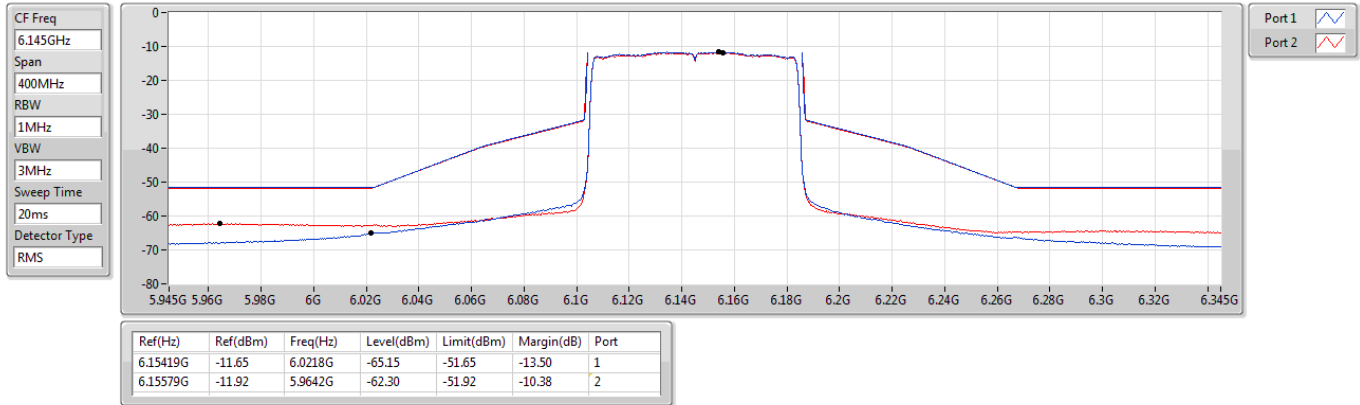
5985MHz_TX



5.925-6.425GHz_802.11ax HEW80_Nss1,(MCS0)_2TX

MASK

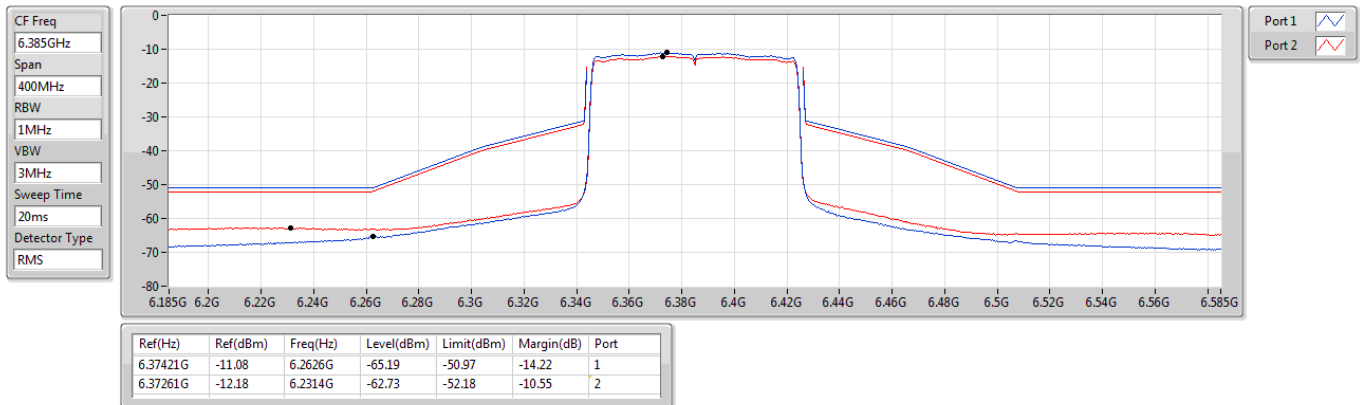
6145MHz_TX



5.925-6.425GHz_802.11ax HEW80_Nss1,(MCS0)_2TX

MASK

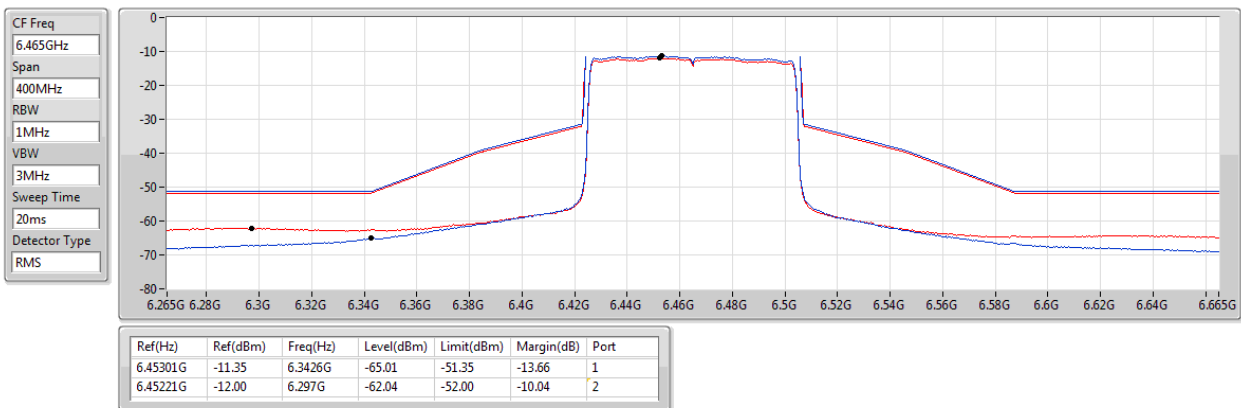
6385MHz_TX



6.425-6.525GHz_802.11ax HEW80_Nss1,(MCS0)_2TX

MASK

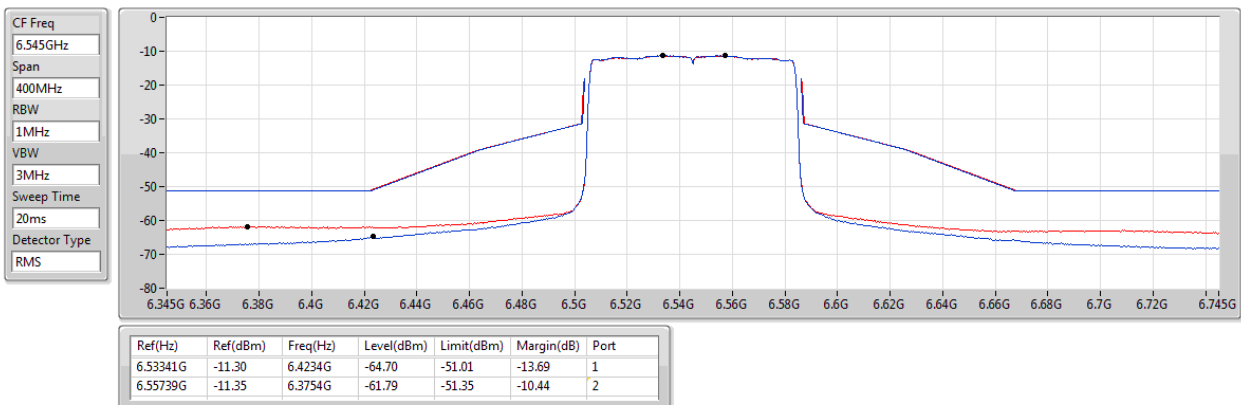
6465MHz_TX



6.425-6.525GHz_802.11ax HEW80_Nss1,(MCS0)_2TX

MASK

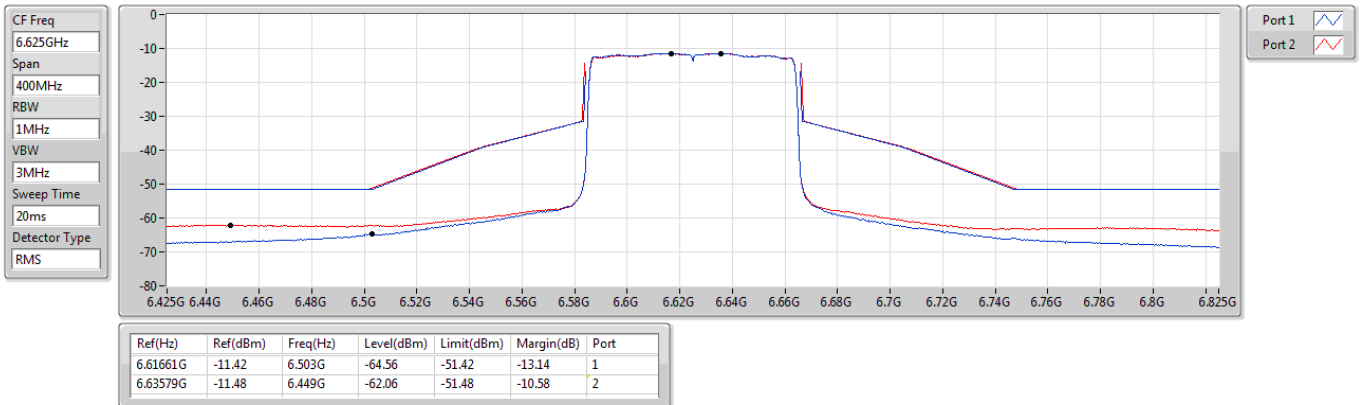
6545MHz Straddle 6.425-6.525GHz_TX



6.525-6.875GHz_802.11ax HEW80_Nss1,(MCS0)_2TX

MASK

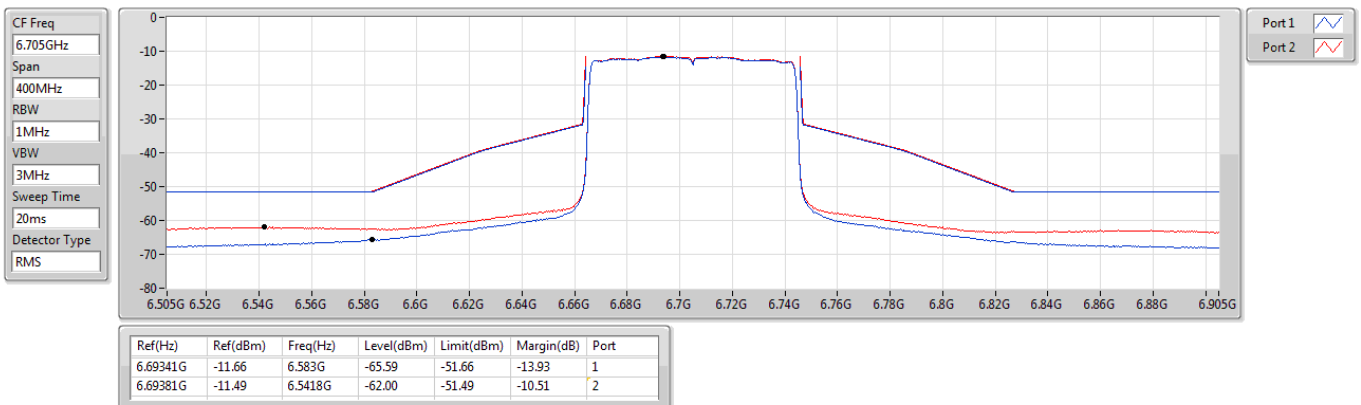
6625MHz_TX



6.525-6.875GHz_802.11ax HEW80_Nss1,(MCS0)_2TX

MASK

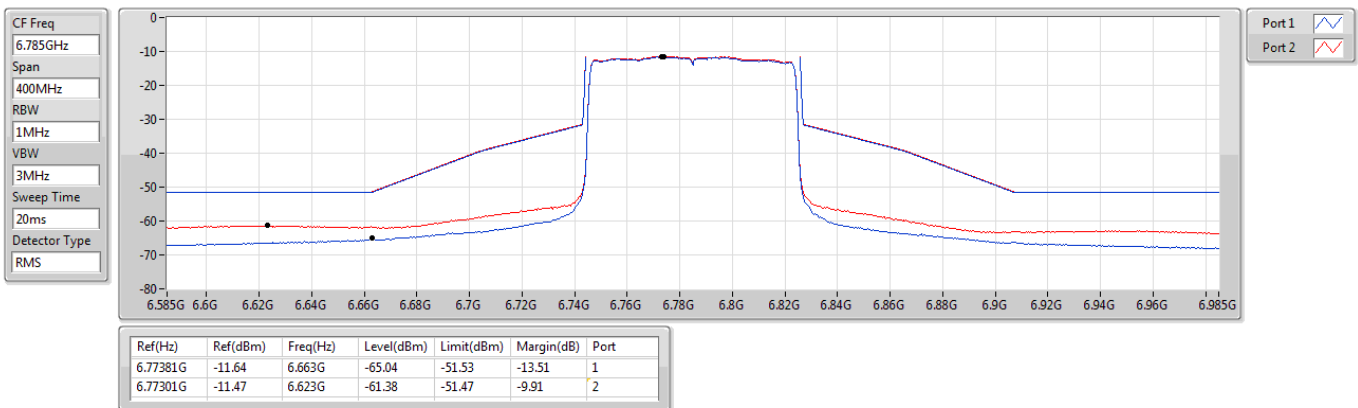
6705MHz_TX



6.525-6.875GHz_802.11ax HEW80_Nss1,(MCS0)_2TX

MASK

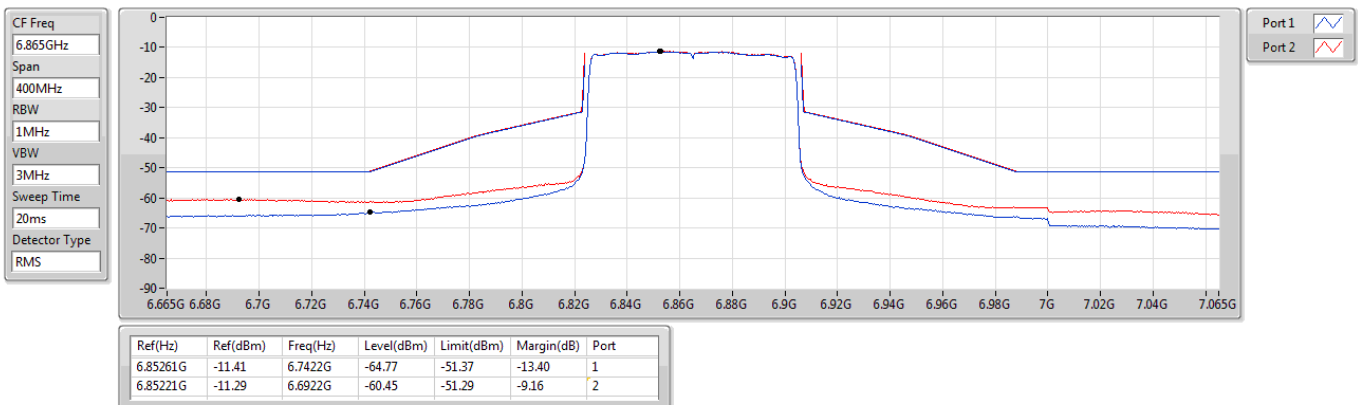
6785MHz_TX



6.525-6.875GHz_802.11ax HEW80_Nss1,(MCS0)_2TX

MASK

6865MHz Straddle 6.525-6.875GHz_TX

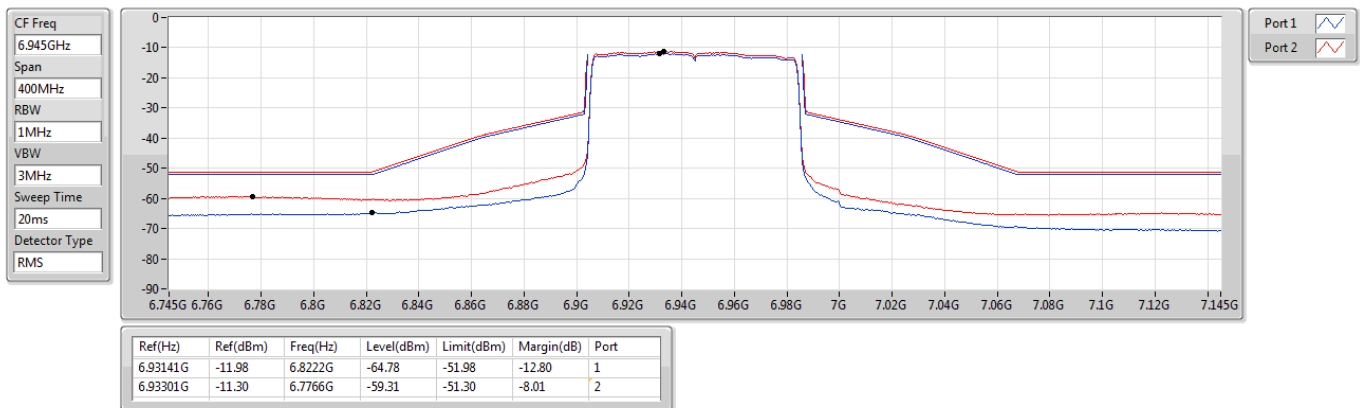




6.875-7.125GHz_802.11ax HEW80_Nss1,(MCS0)_2TX

MASK

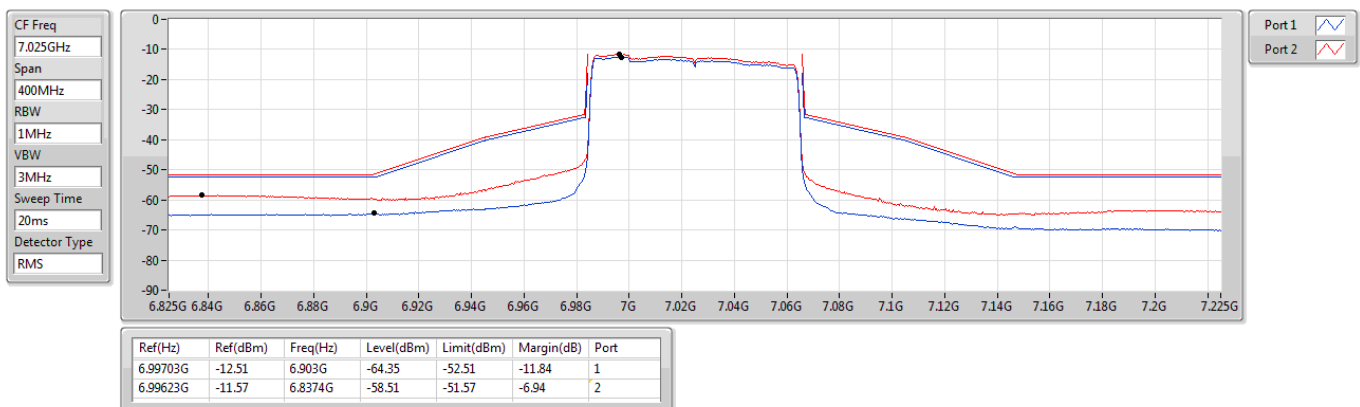
6945MHz_TX



6.875-7.125GHz_802.11ax HEW80_Nss1,(MCS0)_2TX

MASK

7025MHz_TX





Frequency: 6475 MHz	Frequency Drift (ppm)			
Temperature (°C)	0 minute	2 minutes	5 minutes	10 minutes
T20°CVmax	-14.52	-14.51	-14.18	-14.53
T20°CVmin	-14.05	-13.99	-14.39	-14.19
T85°CVnom	15.58	15.60	15.58	15.49
T80°CVnom	14.21	14.92	14.47	14.46
T70°CVnom	12.66	13.01	13.16	12.76
T60°CVnom	12.28	12.79	12.16	12.60
T50°CVnom	10.05	10.72	9.91	10.32
T40°CVnom	4.86	4.93	5.24	5.23
T30°CVnom	-5.33	-4.64	-5.12	-5.24
T20°CVnom	-15.14	-14.70	-15.19	-15.14
T10°CVnom	-13.03	-12.92	-12.52	-13.22
T0°CVnom	-11.10	-10.61	-11.27	-10.92
T-10°CVnom	-11.49	-11.47	-10.73	-11.44
T-20°CVnom	-10.07	-9.69	-10.01	-10.16
T-30°CVnom	-8.11	-7.92	-7.70	-7.77
T-40°CVnom	-7.54	-7.36	-7.54	-7.12
Vnom [V]: 3.3	Vmax [V]: 3.795		Vmin [V]: 2.805	
Tnom [°C]: 20	Tmax [°C]: 85		Tmin [°C]: -40	



Frequency: 7015 MHz	Frequency Drift (ppm)			
Temperature (°C)	0 minute	2 minutes	5 minutes	10 minutes
T20°CVmax	-13.39	-13.35	-13.33	-13.15
T20°CVmin	-12.91	-13.08	-12.64	-13.10
T85°CVnom	14.40	14.41	14.84	14.12
T80°CVnom	13.77	14.21	13.61	14.15
T70°CVnom	12.01	12.47	11.67	12.00
T60°CVnom	11.80	12.00	11.71	12.26
T50°CVnom	9.89	9.86	9.82	10.36
T40°CVnom	4.55	5.08	4.73	5.08
T30°CVnom	-4.29	-4.37	-4.23	-4.55
T20°CVnom	-13.57	-13.36	-13.80	-13.83
T10°CVnom	-11.93	-11.94	-11.86	-12.14
T0°CVnom	-9.79	-10.12	-9.29	-10.07
T-10°CVnom	-10.58	-10.50	-10.54	-10.57
T-20°CVnom	-8.95	-8.74	-8.56	-8.89
T-30°CVnom	-7.31	-6.94	-7.02	-7.53
T-40°CVnom	-6.80	-7.00	-6.41	-6.98
Vnom [V]: 3.3	Vmax [V]: 3.795		Vmin [V]: 2.805	
Tnom [°C]: 20	Tmax [°C]: 85		Tmin [°C]: -40	

Mode	UNII Band	Center Frequency (MHz)	Incumbent Frequency (MHz)	Injected (AWGN) Power (dBm)	Antenna gain With path Loss (dBi)	Adjusted Power (dBm)	Detection limit (dBm)	EUT Tx Status
ax HE20-OFDMA	5	6195	6194	-64.42	3.3	-67.72	-62	Ceased
				-68.5	3.3	-71.8	-62	Minimal
				-84.5	3.3	-87.8	-62	Normal
	6	6475	6474	-62.63	3.3	-65.93	-62	Ceased
				-67.5	3.3	-70.8	-62	Minimal
				-82.5	3.3	-85.8	-62	Normal
	7	6695	6694	-65.42	3.3	-68.72	-62	Ceased
				-70.5	3.3	-73.8	-62	Minimal
				-85.5	3.3	-88.8	-62	Normal
	8	6995	6994	-62.78	3.3	-66.08	-62	Ceased
				-71.5	3.3	-74.8	-62	Minimal
				-83.5	3.3	-86.8	-62	Normal

Note: Adjusted Power = Injected AWGN Power (dBm) – Antenna Gain (dBi) + Path Loss (dB)

Mode	UNII Band	Center Frequency (MHz)	Incumbent Frequency (MHz)	Injected (AWGN) Power (dBm)	Antenna gain with path Loss (dBi)	Adjusted Power (dBm)	Detection limit (dBm)	EUT Tx Status
ax HE80-OFDMA	5	6145	6180	-65.33	3.3	-68.63	-62	Ceased
				-66.5	3.3	-69.8	-62	Minimal
				-85.5	3.3	-88.8	-62	Normal
	6	6465	6465	-62.65	3.3	-65.95	-62	Ceased
				-64.5	3.3	-67.8	-62	Minimal
				-82.5	3.3	-85.8	-62	Normal
	7	6785	6785	-63.79	3.3	-67.09	-62	Ceased
				-68	3.3	-71.3	-62	Minimal
				-83.5	3.3	-86.8	-62	Normal
	8	7025	7025	-67.18	3.3	-70.48	-62	Ceased
				-71.5	3.3	-74.8	-62	Minimal
				-87.5	3.3	-90.8	-62	Normal

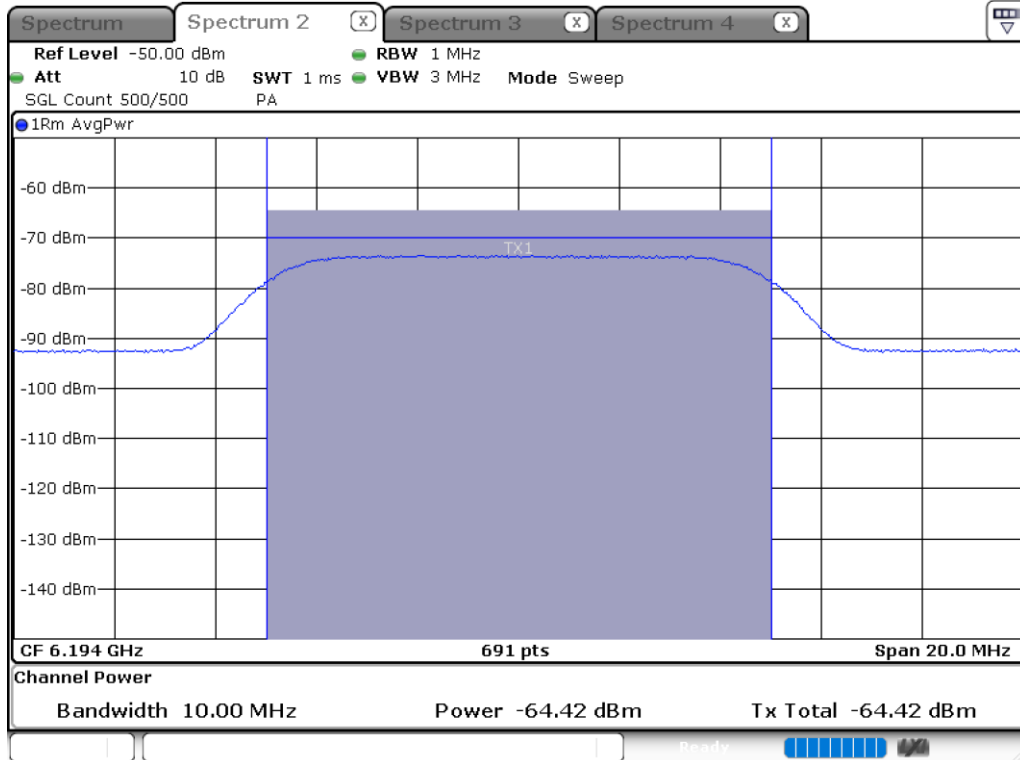
Note: Adjusted Power = Injected AWGN Power (dBm) – Antenna Gain (dBi) + Path Loss (dB)

Mode	UNII Band	Center Frequency (MHz)	Incumbent Frequency (MHz)	Injected (AWGN) Power (dBm)	Adjusted Power (dBm)	1	2	3	4	5	6	7	8	9	10	Detection Probability (%)	Limit (%)
ax HE20-OFDMA	5	6195	6194	-64.42	-67.72	V	V	V	V	V	V	X	V	V	V	90	90
	6	6475	6474	-62.63	-65.93	V	V	V	V	V	X	V	V	V	V	90	90
	7	6695	6694	-65.42	-68.72	V	V	V	V	V	V	V	X	V	V	90	90
	8	6995	6994	-62.78	-66.08	V	V	V	X	V	V	V	V	V	V	90	90

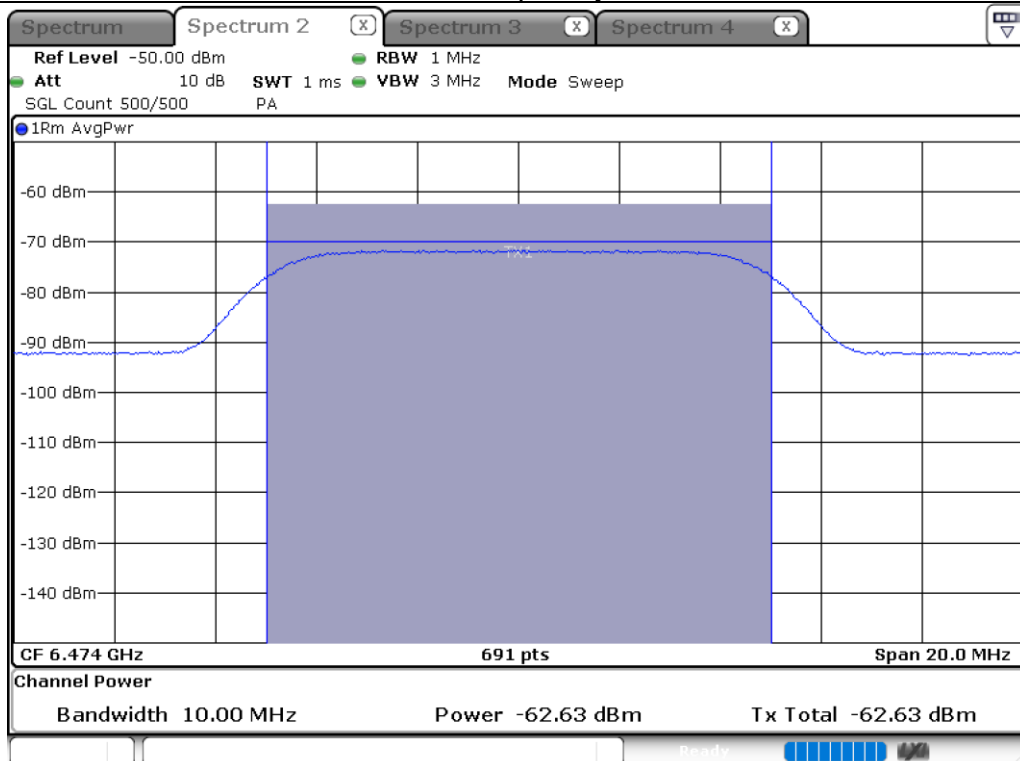
Mode	UNII Band	Center Frequency (MHz)	Incumbent Frequency (MHz)	Injected (AWGN) Power (dBm)	Adjusted Power (dBm)	1	2	3	4	5	6	7	8	9	10	Detection Probability (%)	Limit (%)
ax HE80-OFDMA	5	6145	6110	-66.47	-69.77	V	V	V	V	V	V	V	V	V	V	100	90
			6145	-66.53	-69.83	V	V	V	V	V	V	X	V	V	V	90	90
			6180	-65.33	-68.63	V	V	V	V	V	V	V	V	V	V	100	90
	6	6465	6430	-64.64	-67.94	V	V	V	V	V	V	V	V	X	V	90	90
			6465	-62.65	-65.95	V	V	V	V	V	V	V	X	V	V	90	90
			6500	-63.58	-66.88	V	V	V	V	V	V	V	V	V	V	100	90
	7	6785	6750	-67.72	-71.02	V	V	V	V	V	X	V	V	V	V	90	90
			6785	-63.79	-67.09	V	V	V	V	X	V	V	V	V	V	90	90
			6820	-67.79	-71.09	V	V	V	V	V	V	V	V	X	V	90	90
	8	7025	6990	-70.07	-73.37	V	V	V	V	V	V	V	V	V	V	100	90
			7025	-67.18	-70.48	V	V	V	V	V	V	V	X	V	V	90	90
			7060	-70.01	-73.31	V	V	V	V	V	V	V	V	V	V	100	90

Test plot of Incumbent signal

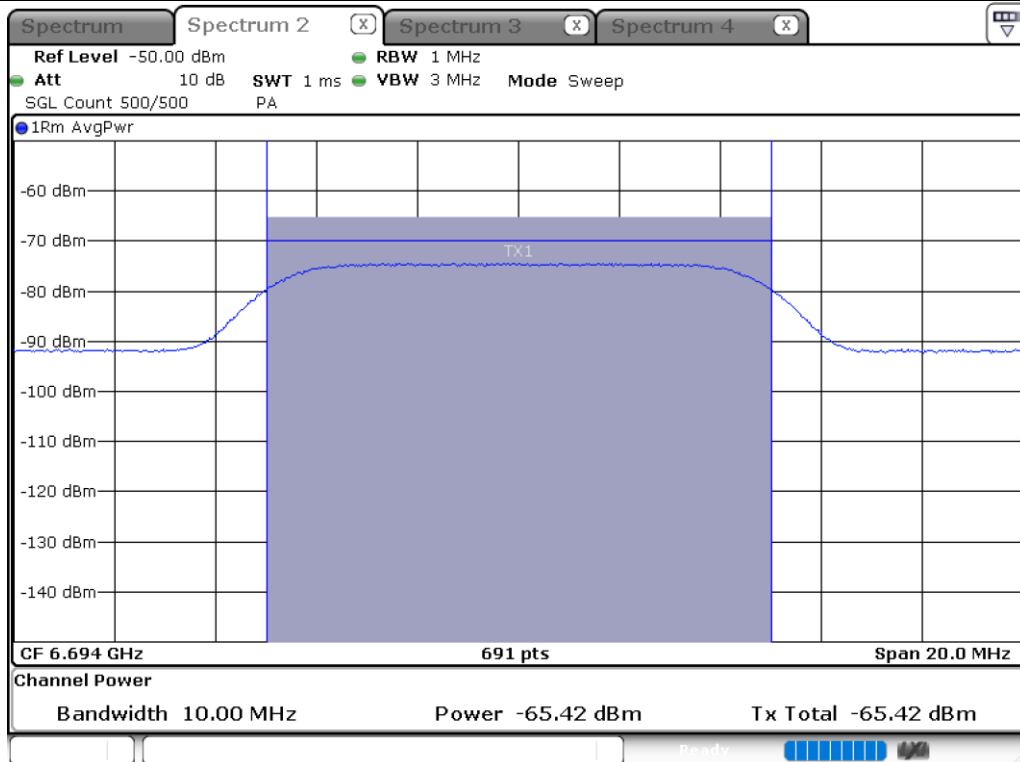
BW: 20 MHz / Frequency : 6194 MHz



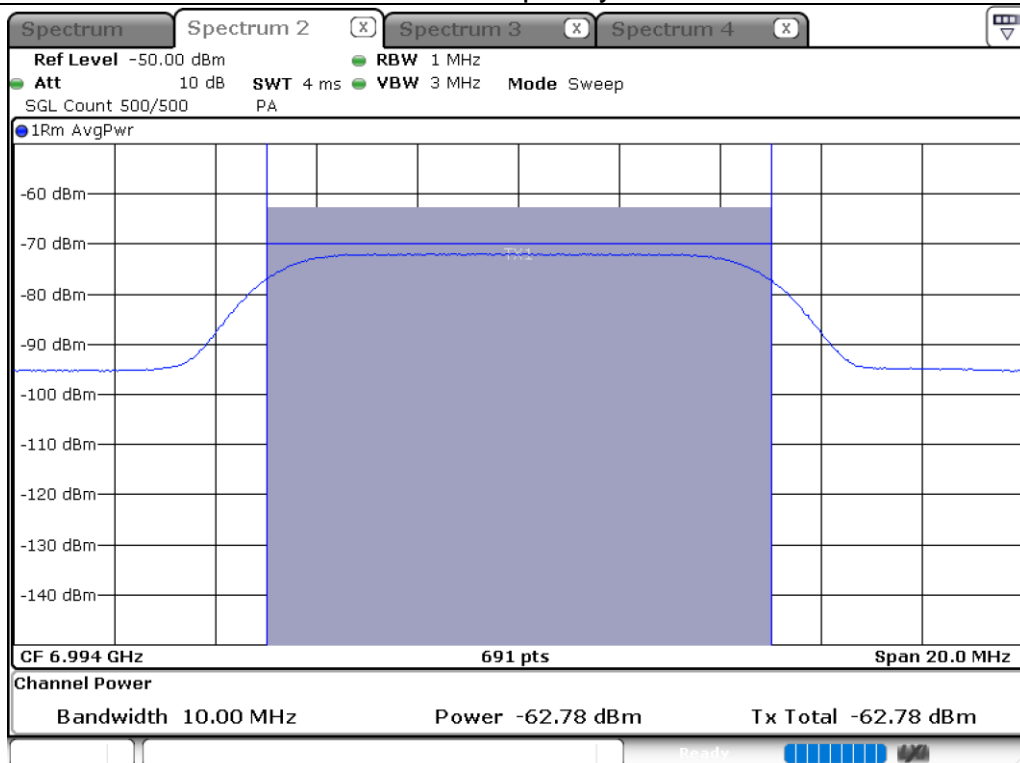
BW: 20 MHz / Frequency : 6474 MHz



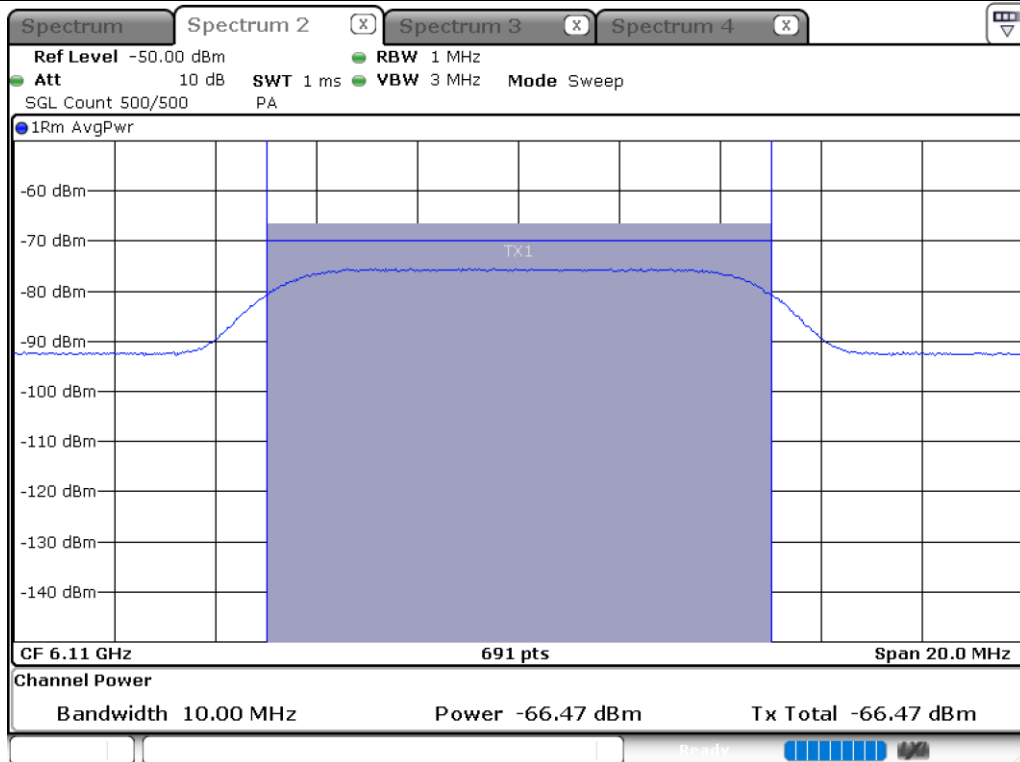
BW: 20 MHz / Frequency : 6694 MHz



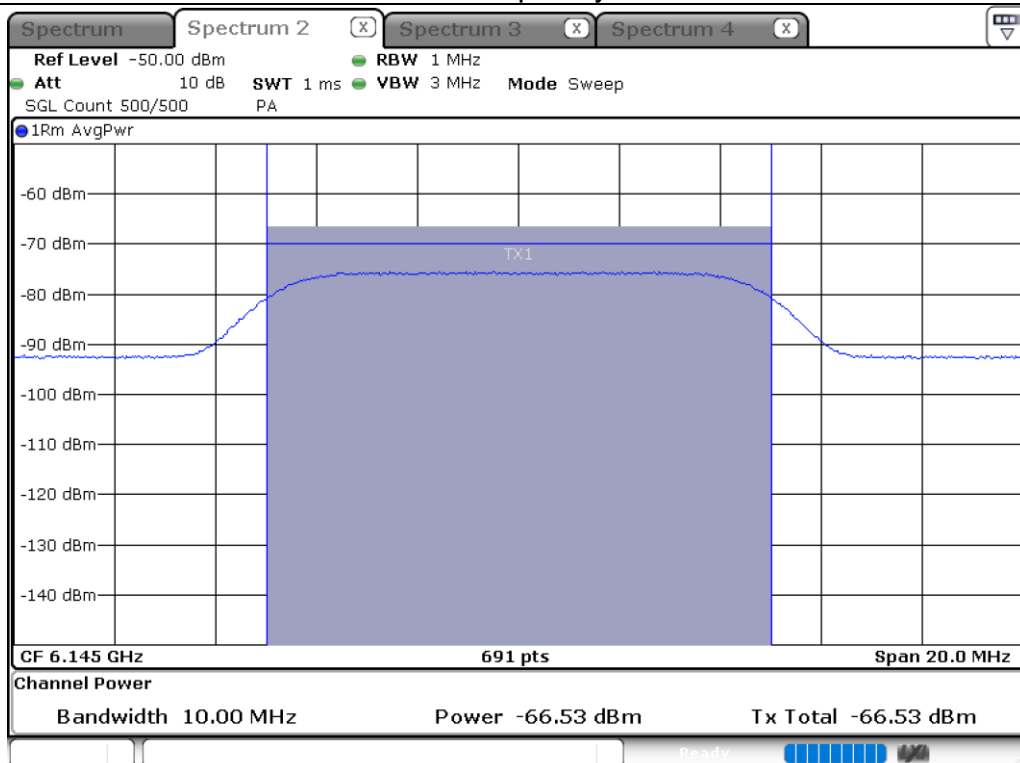
BW: 20 MHz / Frequency : 6994MHz



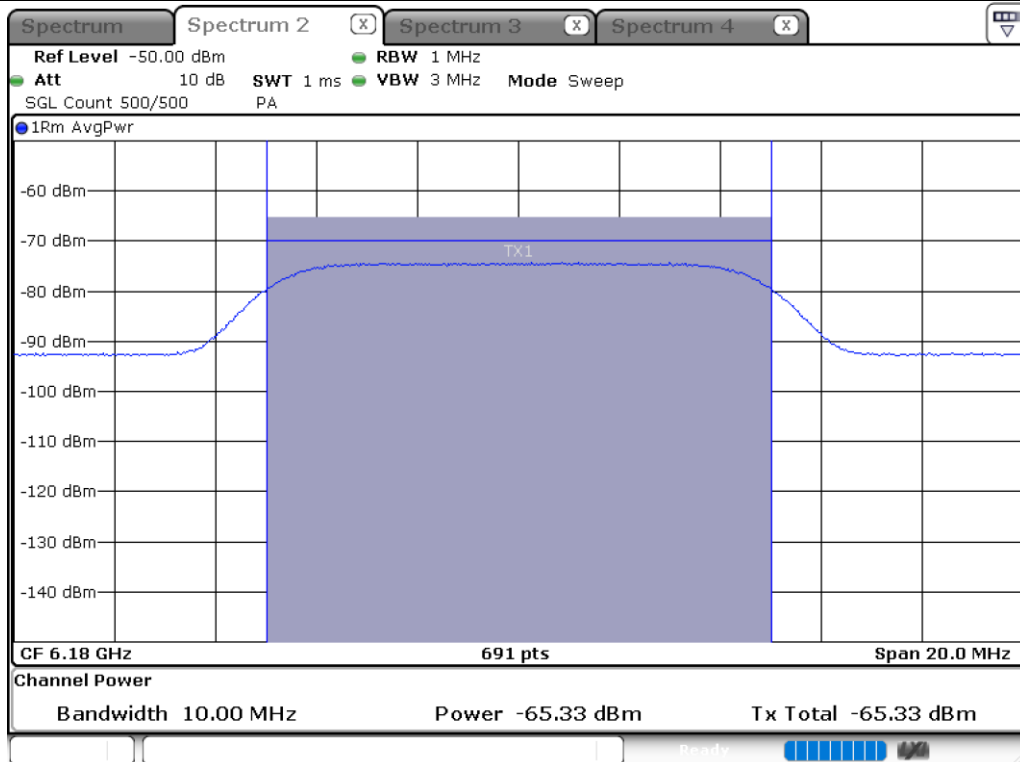
BW: 80 MHz / Frequency : 6110 MHz



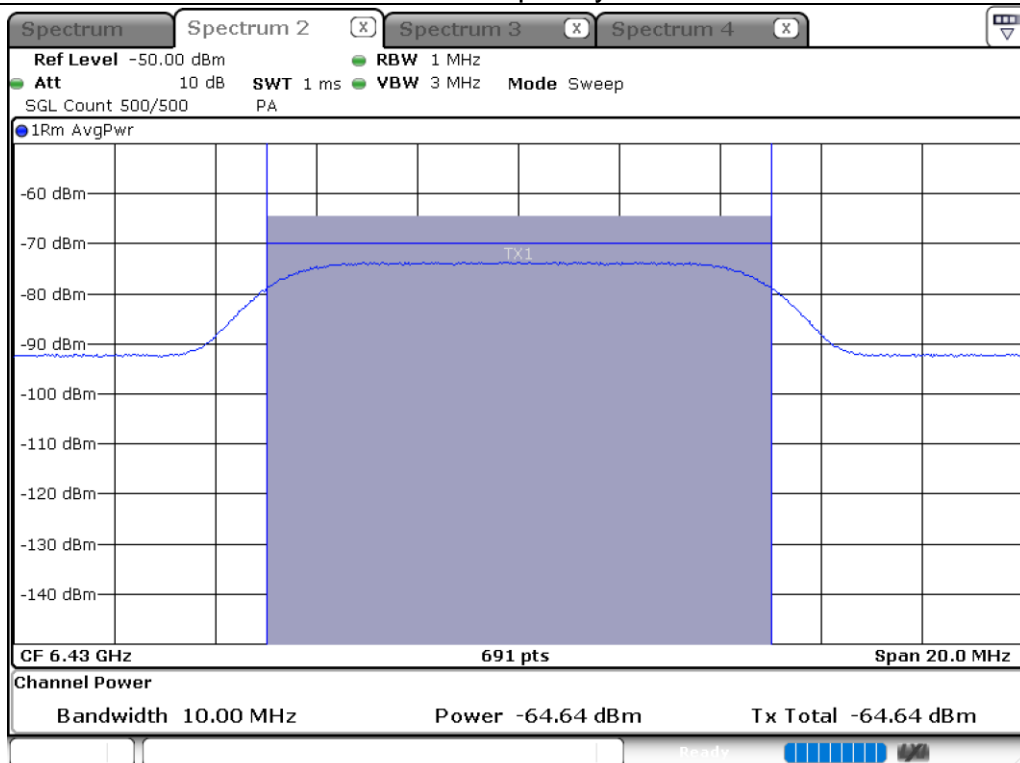
BW: 80 MHz / Frequency : 6145 MHz



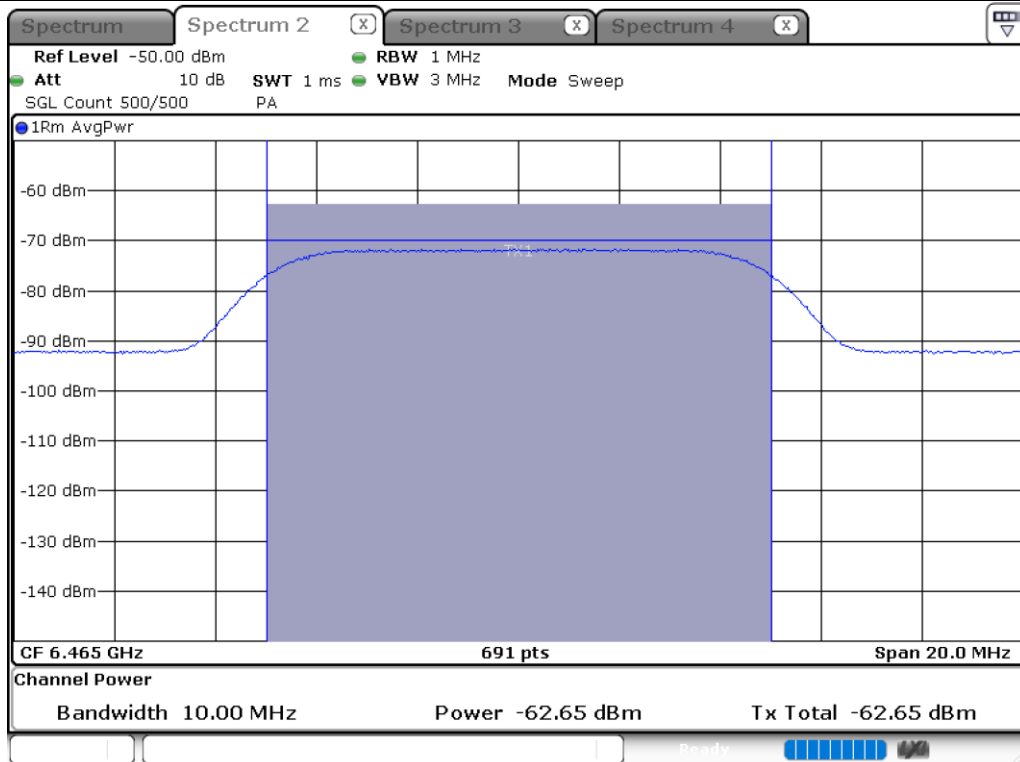
BW: 80 MHz / Frequency : 6180 MHz



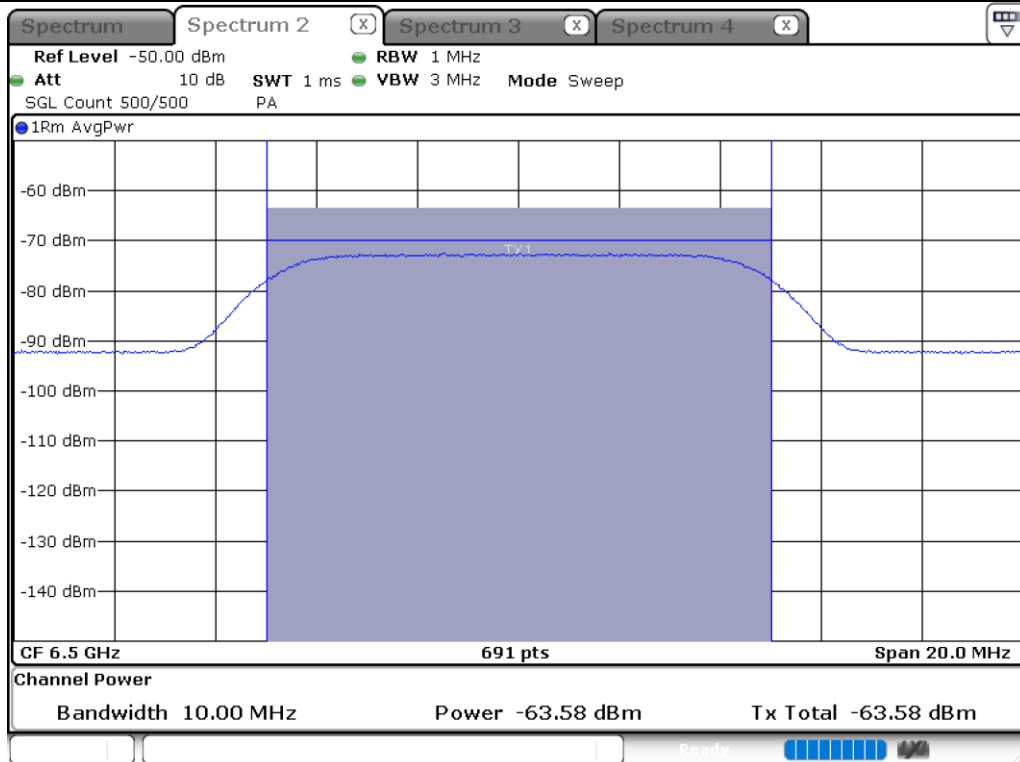
BW: 80 MHz / Frequency : 6430 MHz



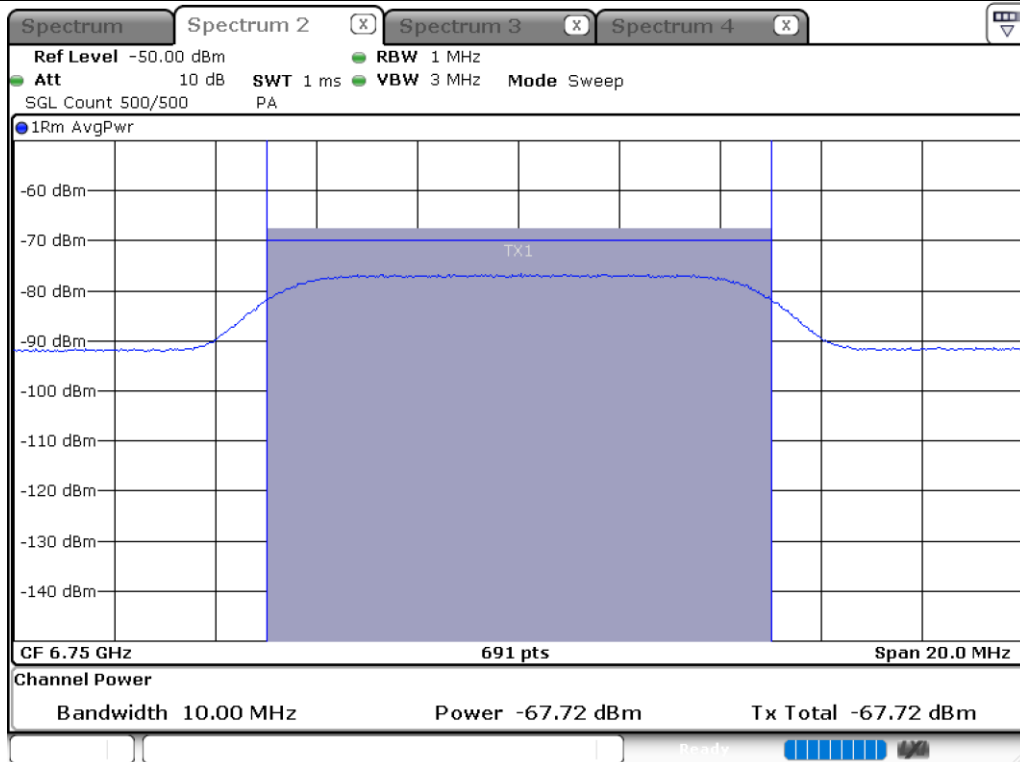
BW: 80 MHz / Frequency : 6465 MHz



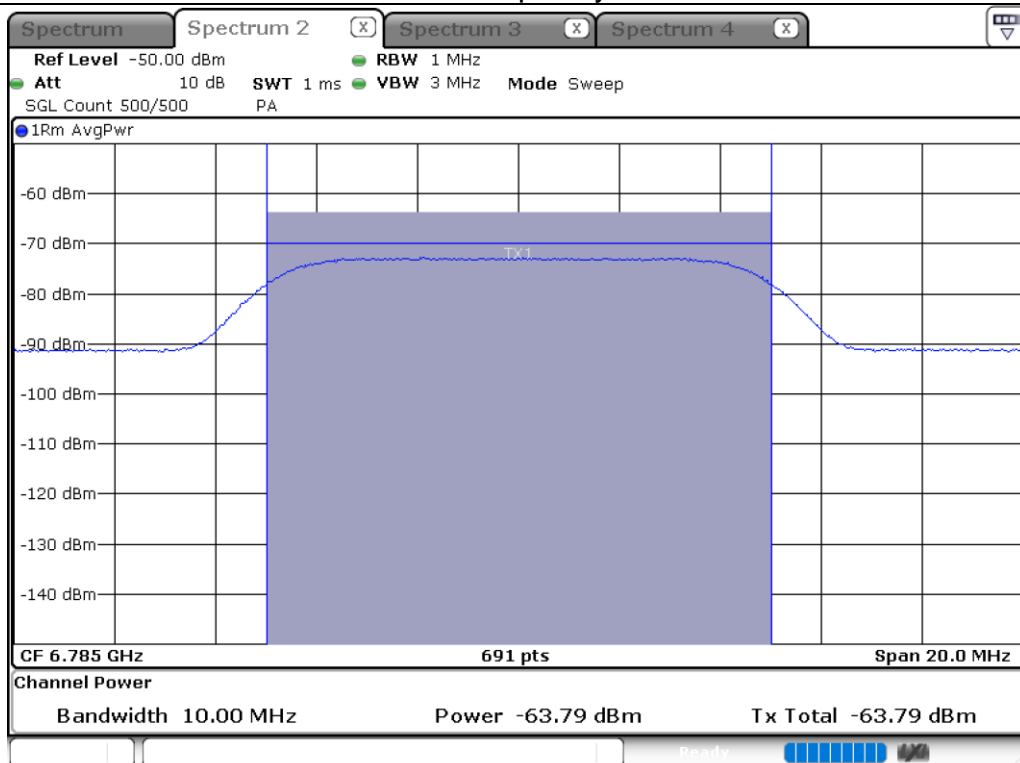
BW: 80 MHz / Frequency : 6500 MHz



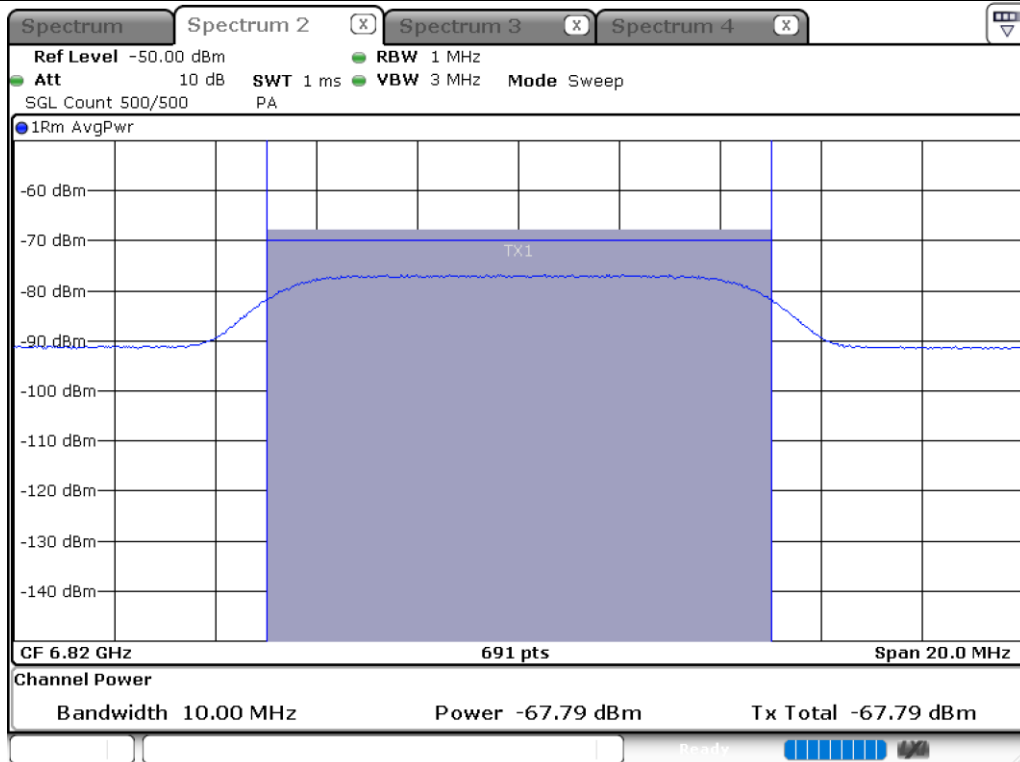
BW: 80 MHz / Frequency : 6750 MHz



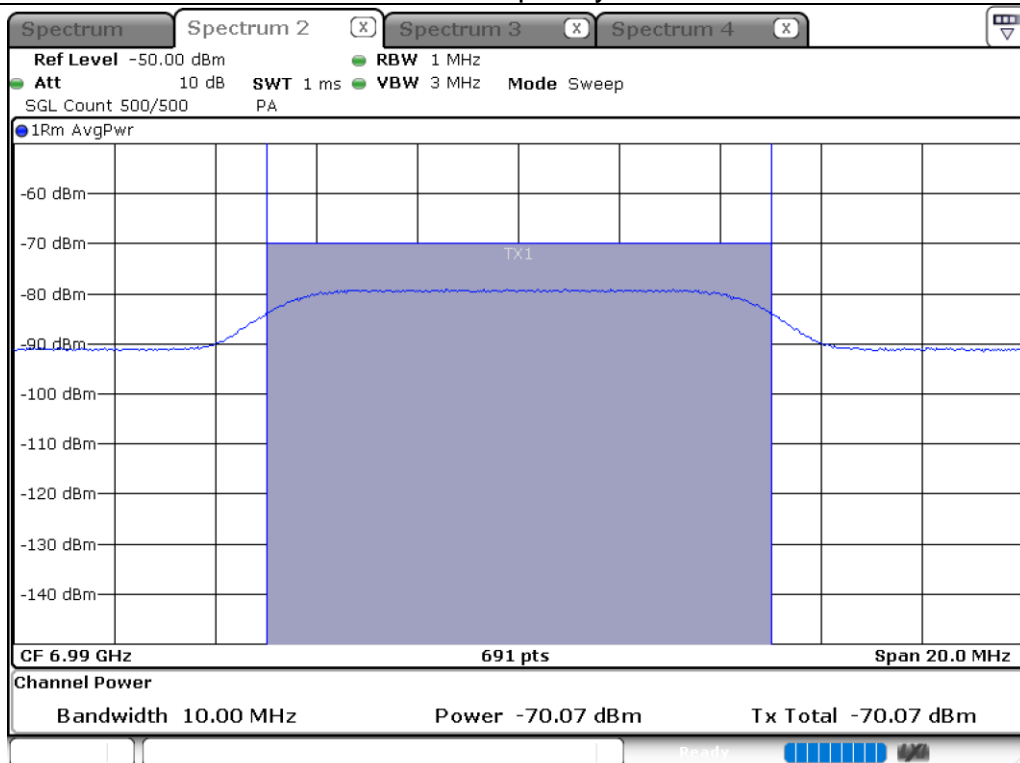
BW: 80 MHz / Frequency : 6785 MHz



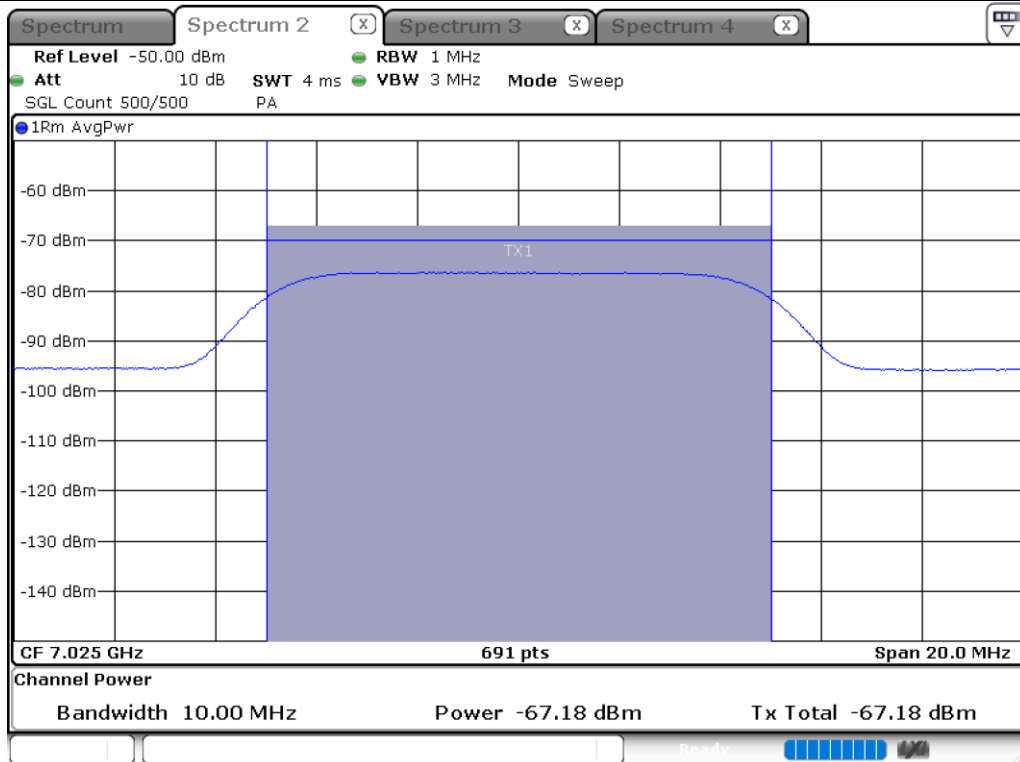
BW: 80 MHz / Frequency : 6820 MHz



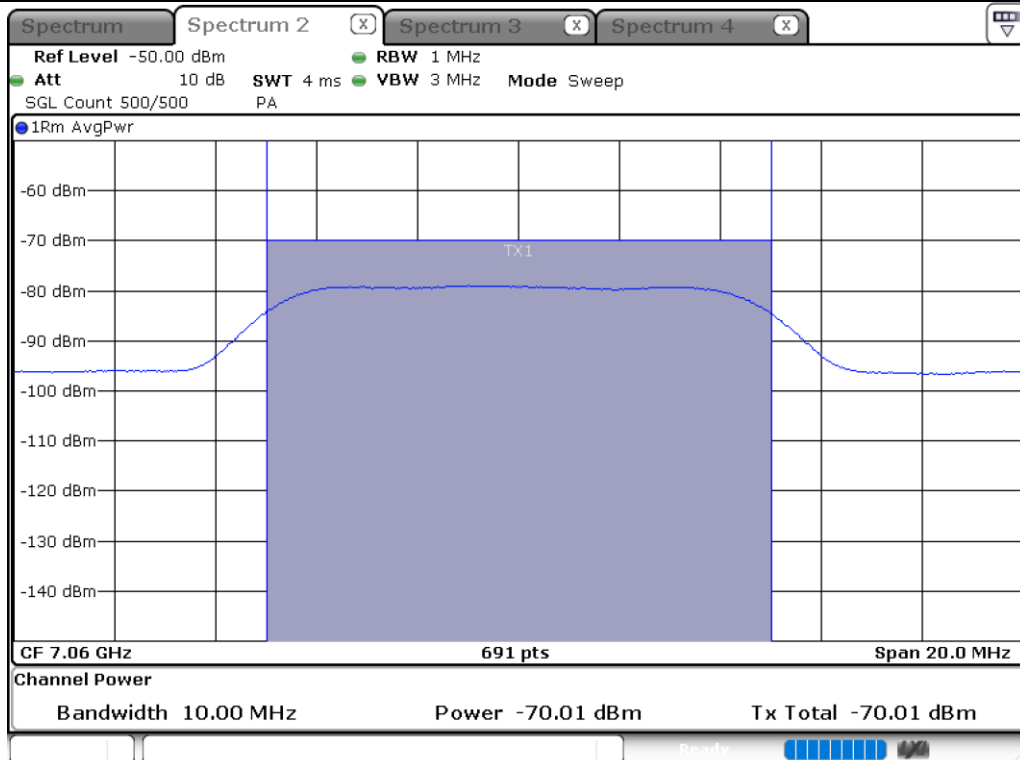
BW: 80 MHz / Frequency : 6990 MHz



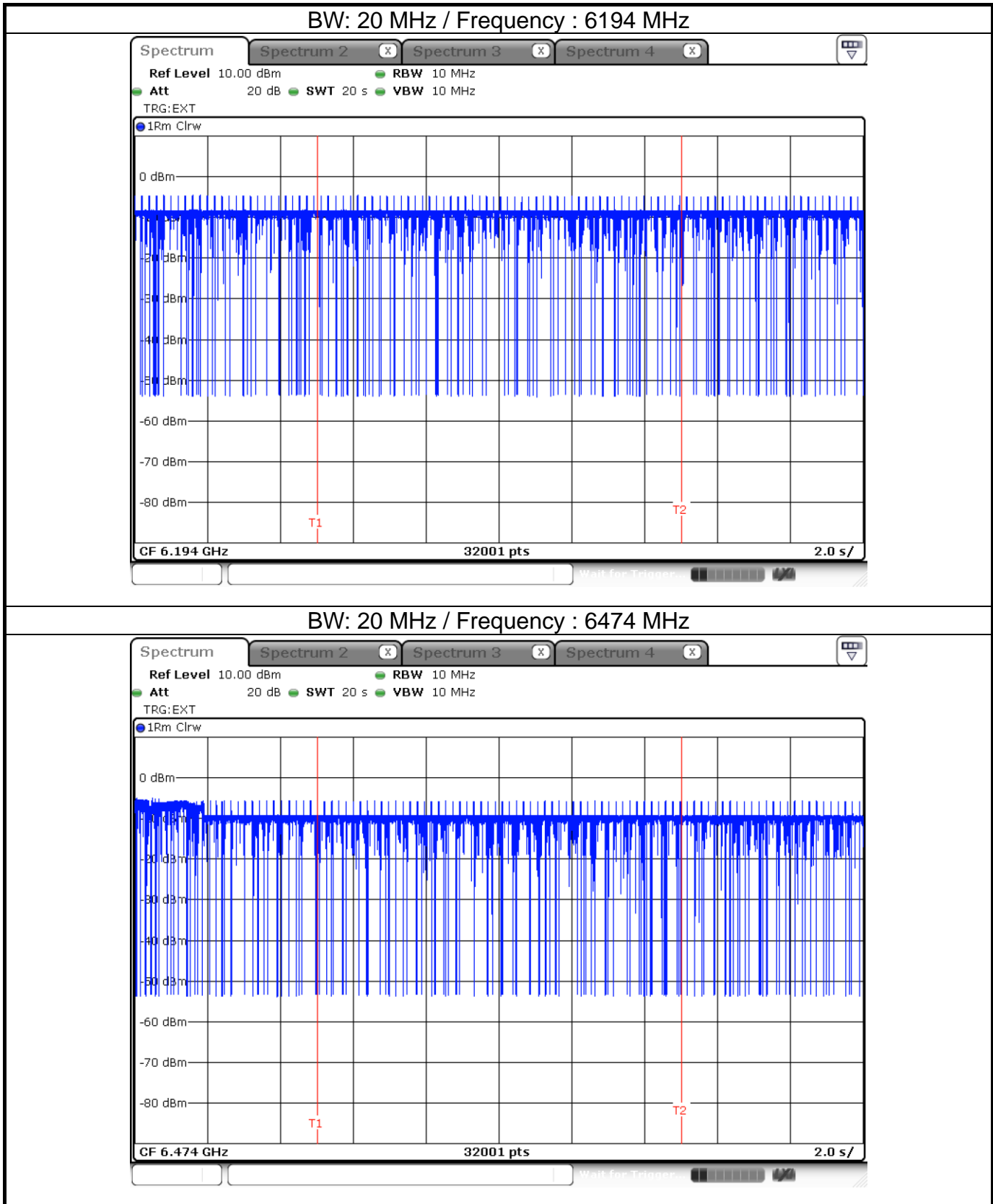
BW: 80 MHz / Frequency : 7025 MHz



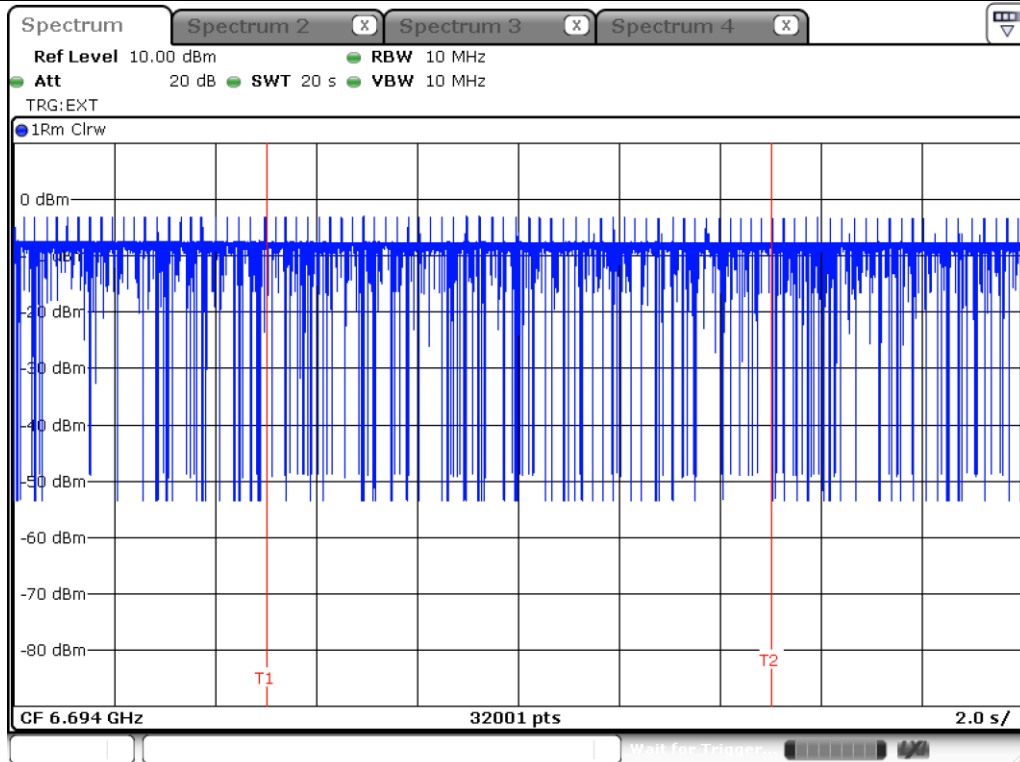
BW: 80 MHz / Frequency : 7060 MHz



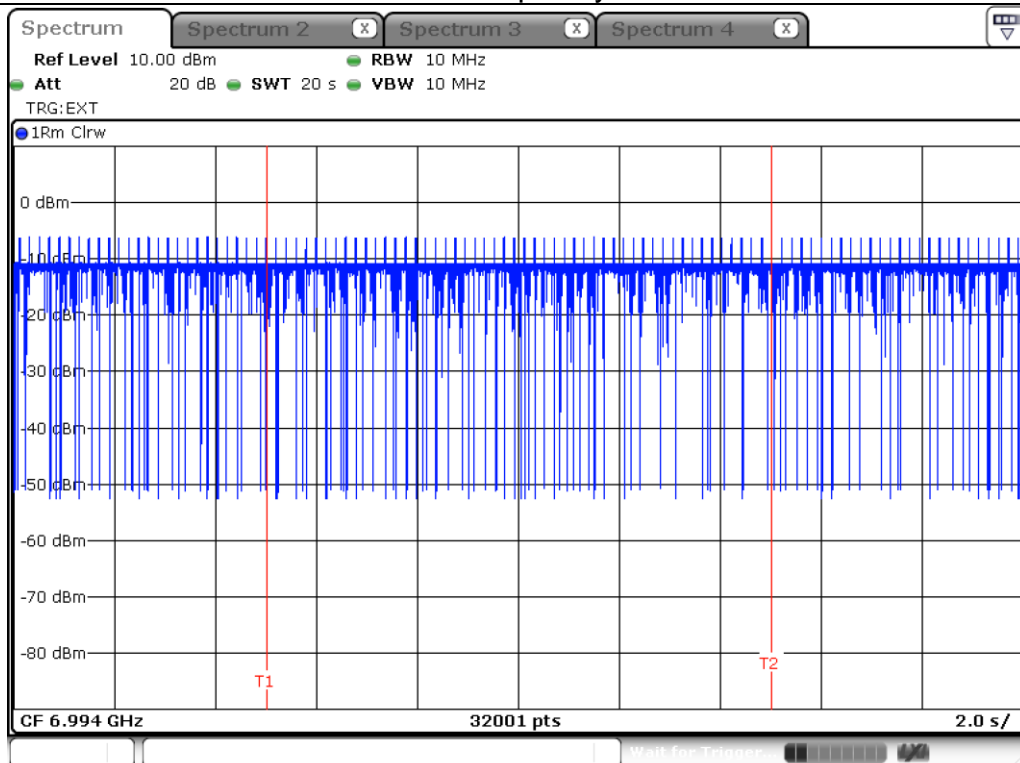
Test plot of Contention Based Protocol EUT Normal transmission



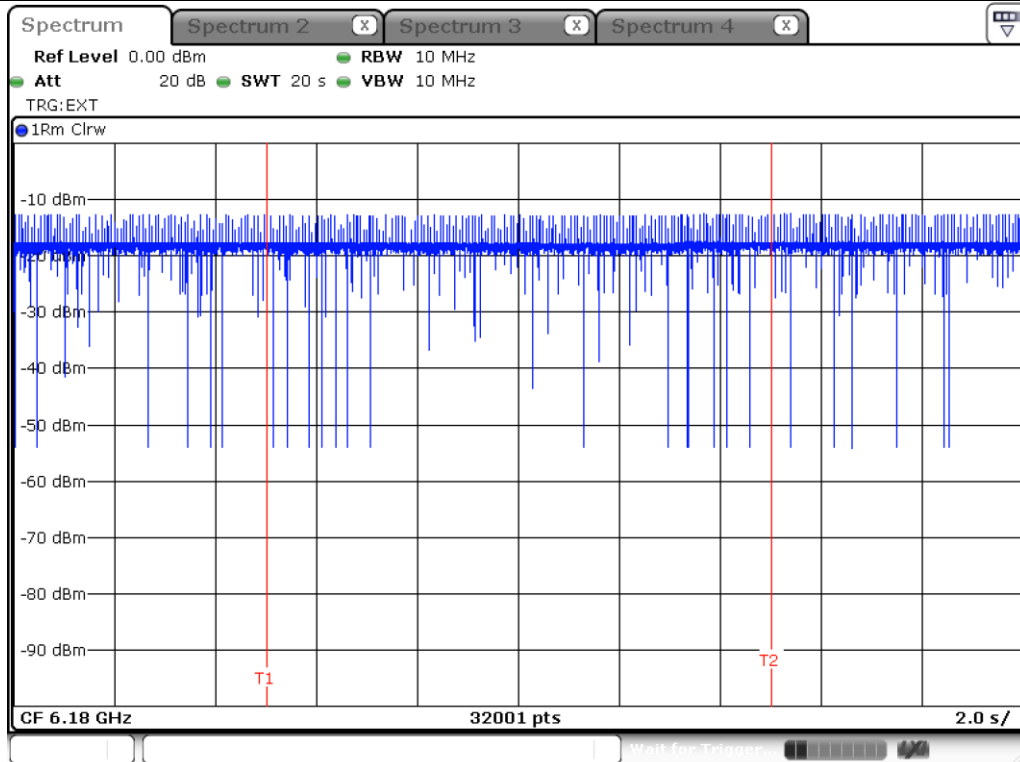
BW: 20 MHz / Frequency : 6694 MHz



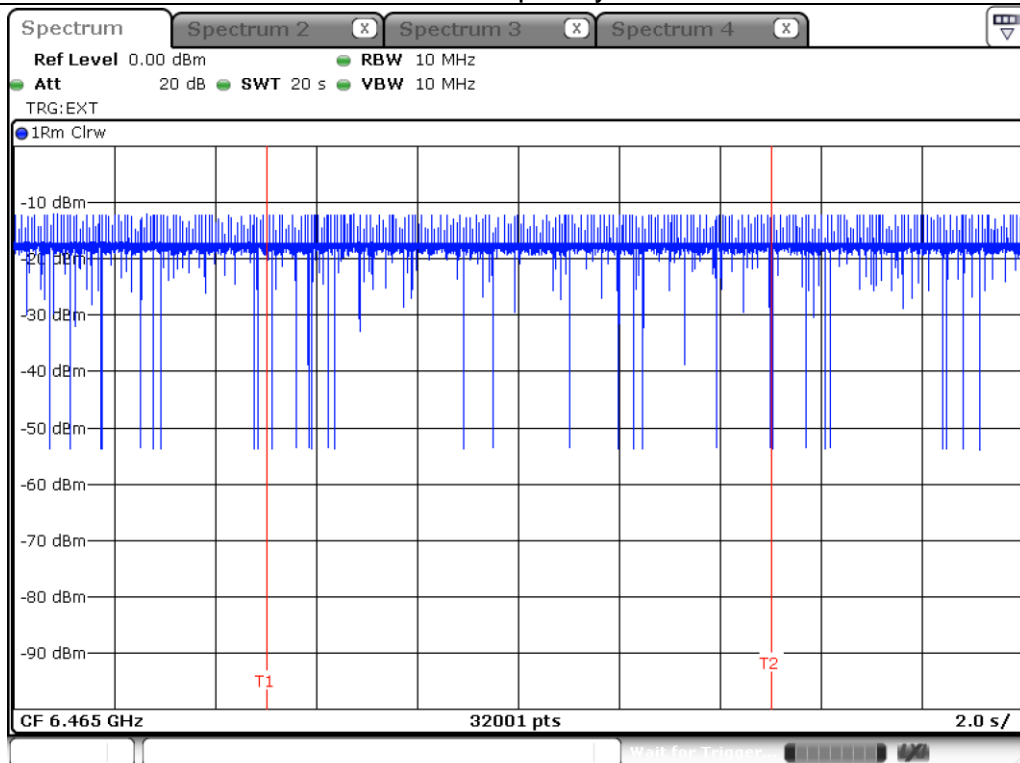
BW: 20 MHz / Frequency : 6994 MHz



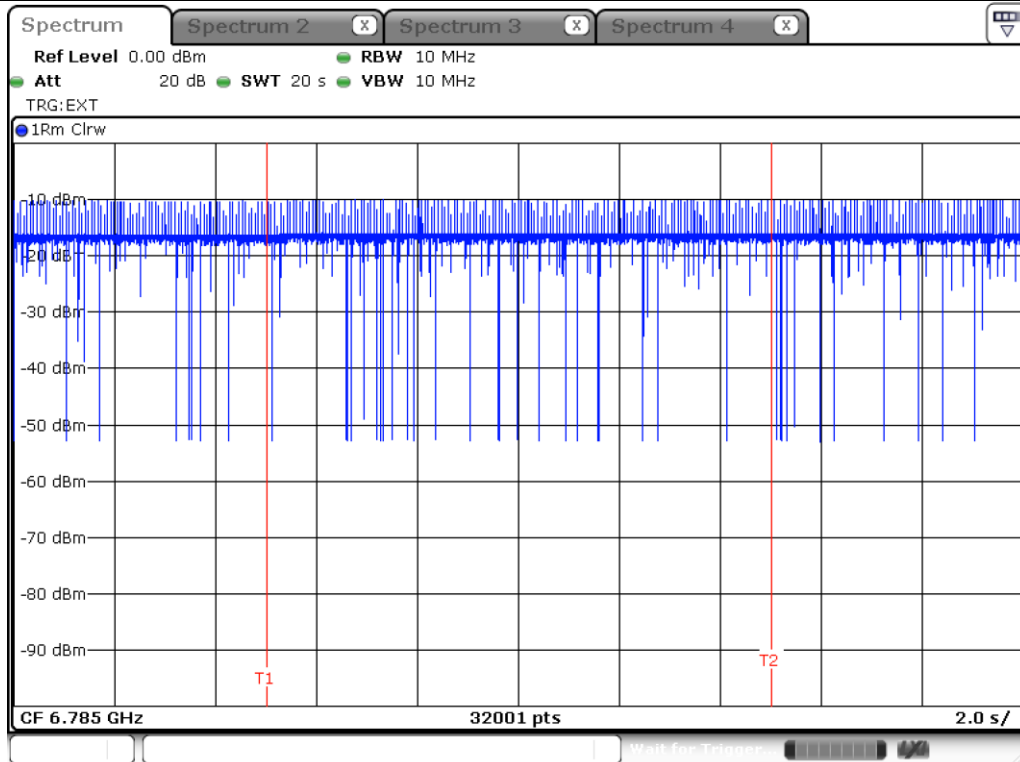
BW: 80 MHz / Frequency : 6180 MHz



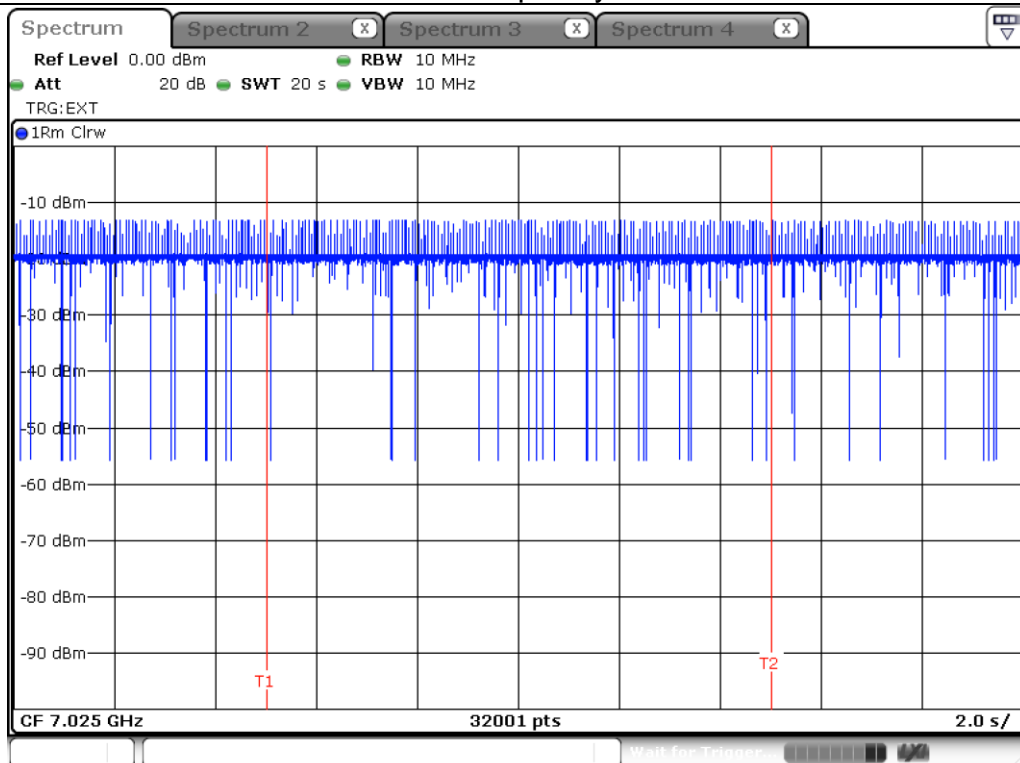
BW: 80 MHz / Frequency : 6465 MHz



BW: 80 MHz / Frequency : 6785 MHz

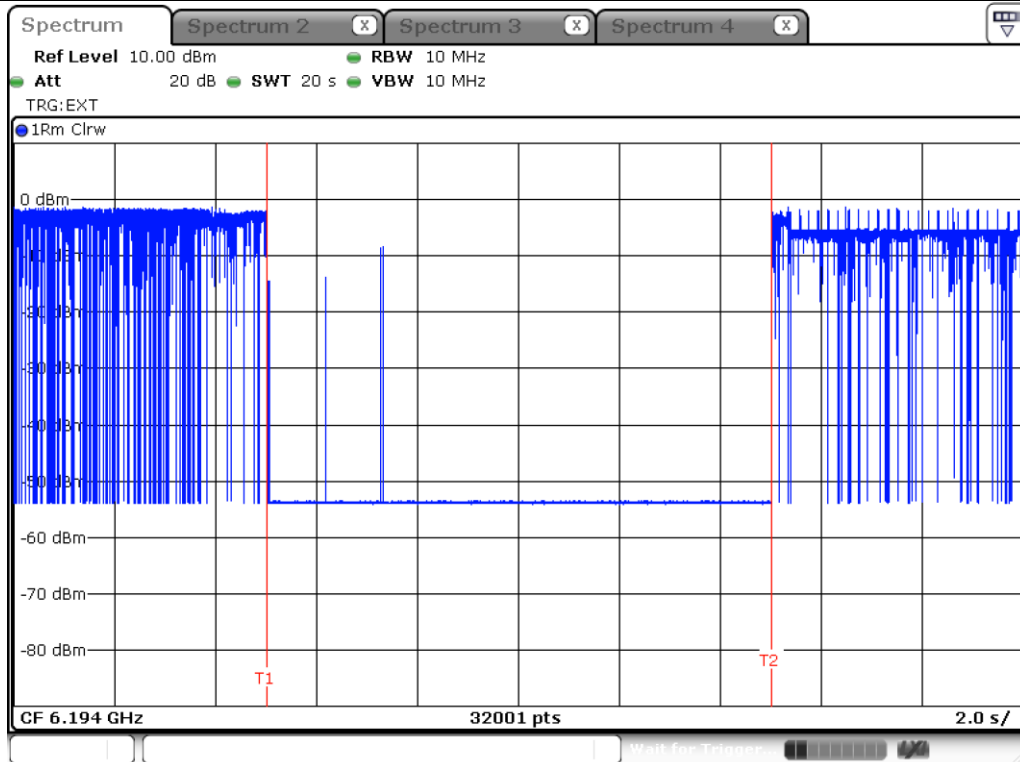


BW: 80 MHz / Frequency : 7025 MHz

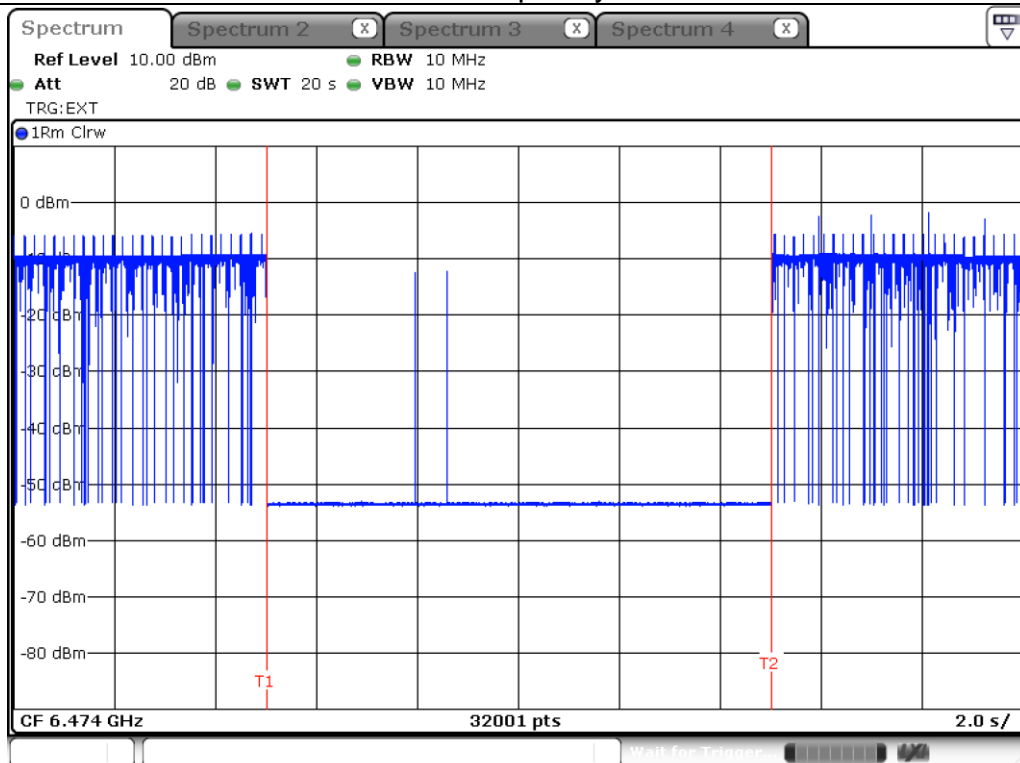


EUT Minimal transmission

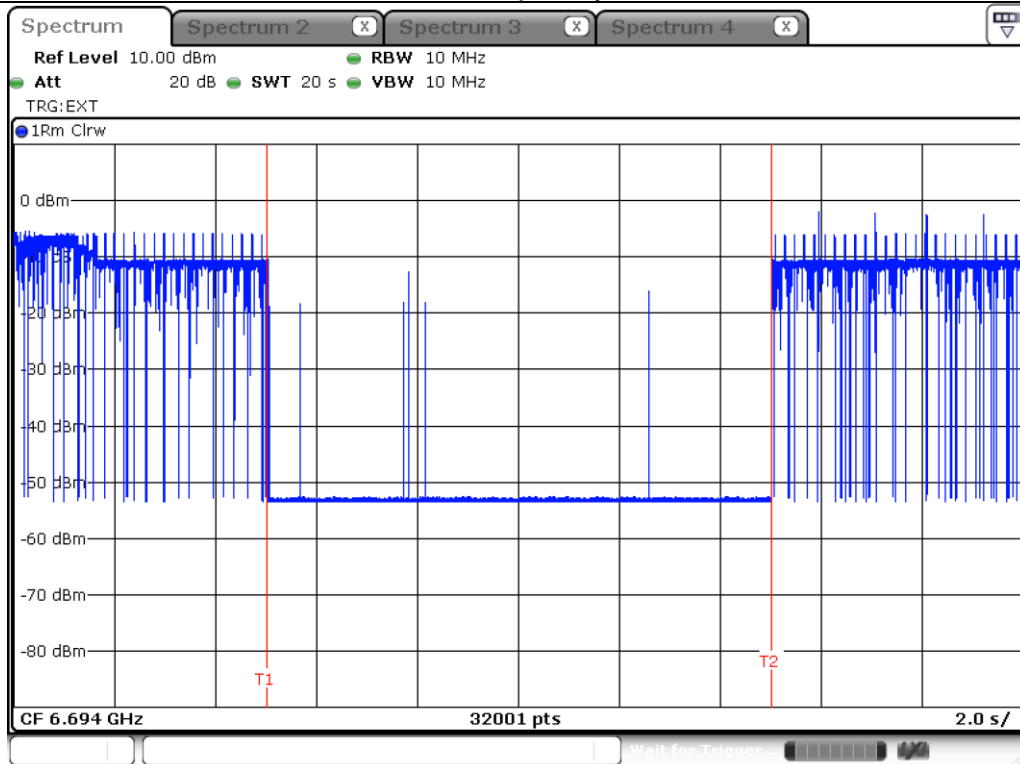
BW: 20 MHz / Frequency : 6194 MHz



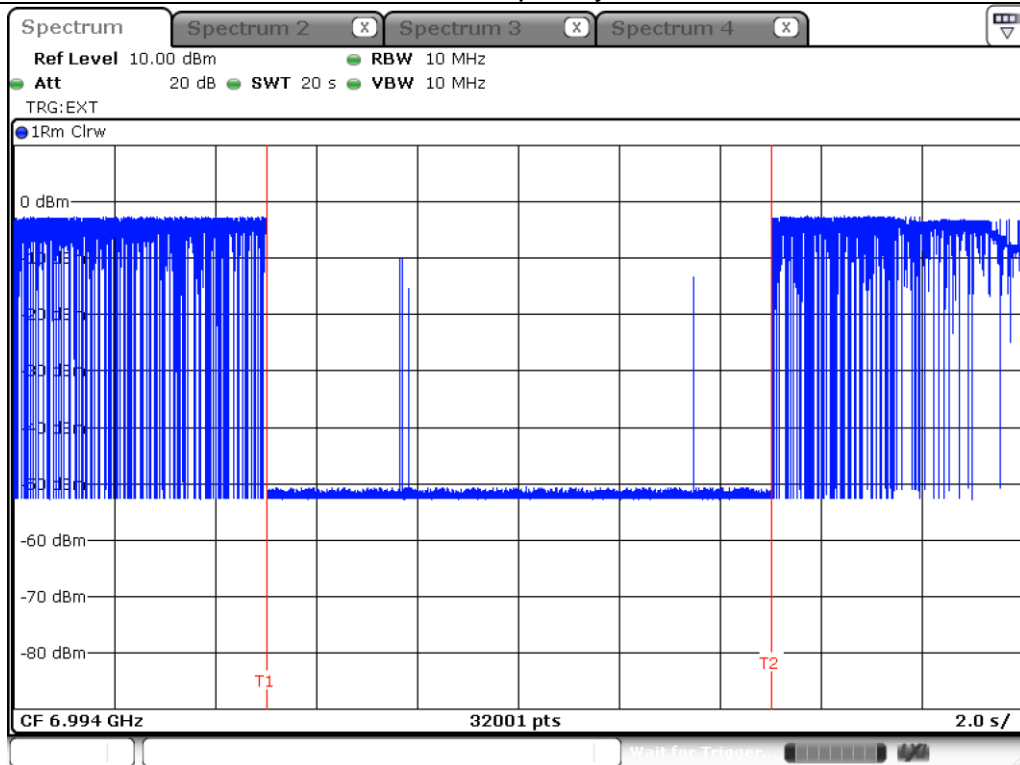
BW: 20 MHz / Frequency : 6474 MHz



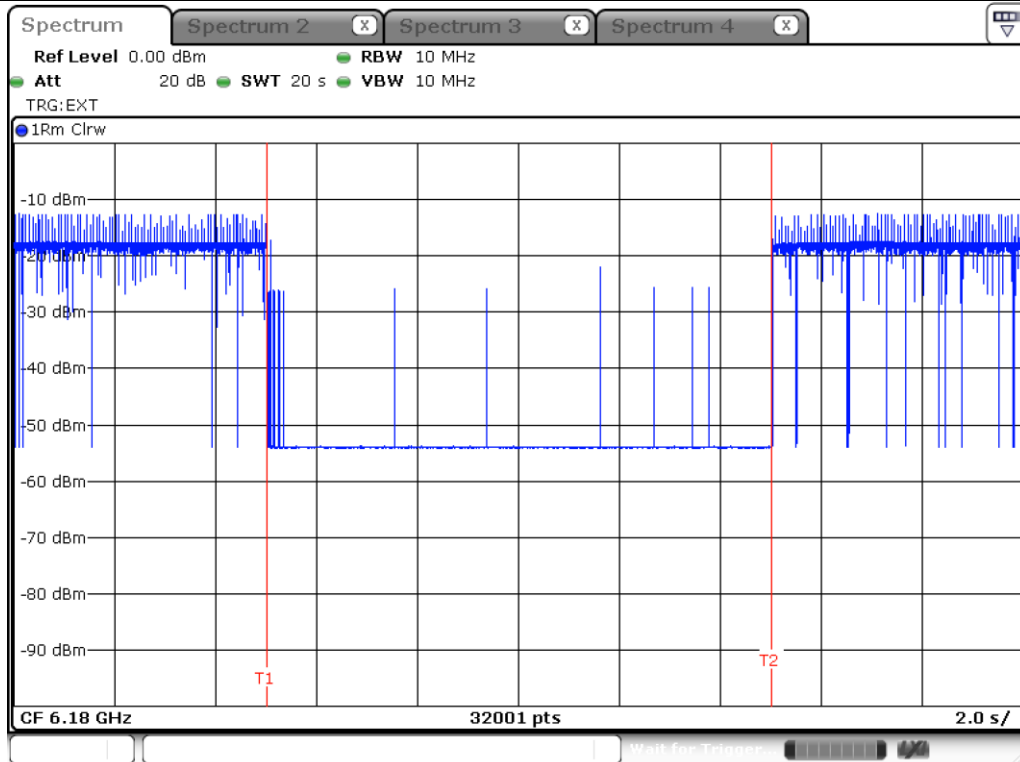
BW: 20 MHz / Frequency : 6694 MHz



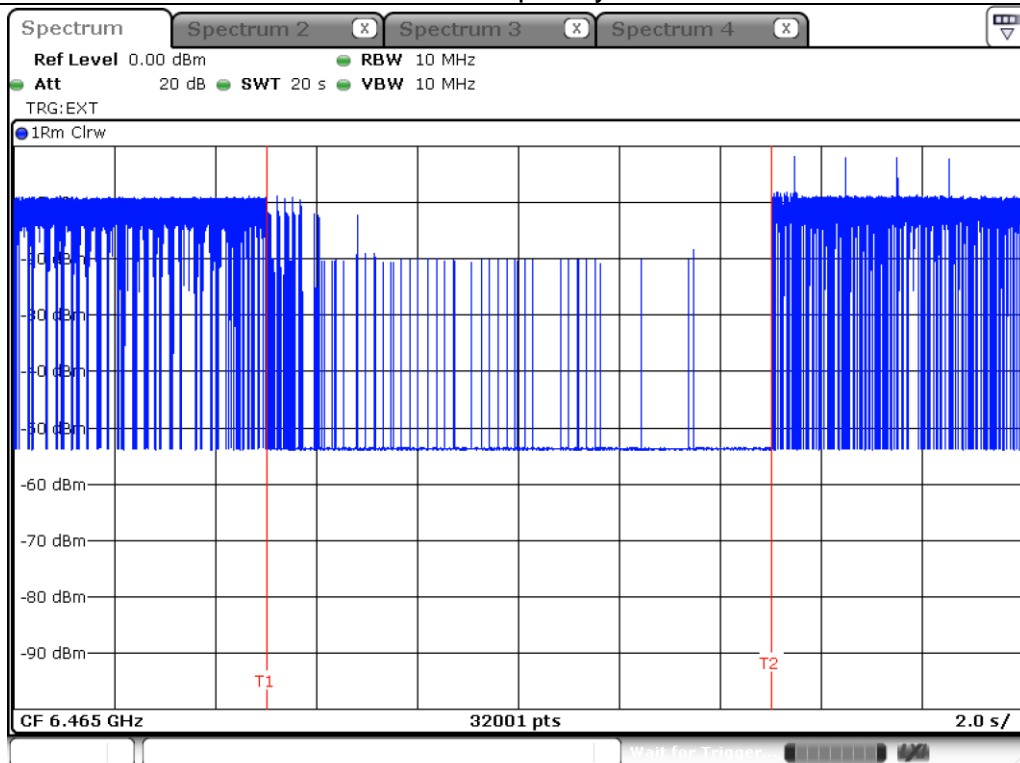
BW: 20 MHz / Frequency : 6994 MHz



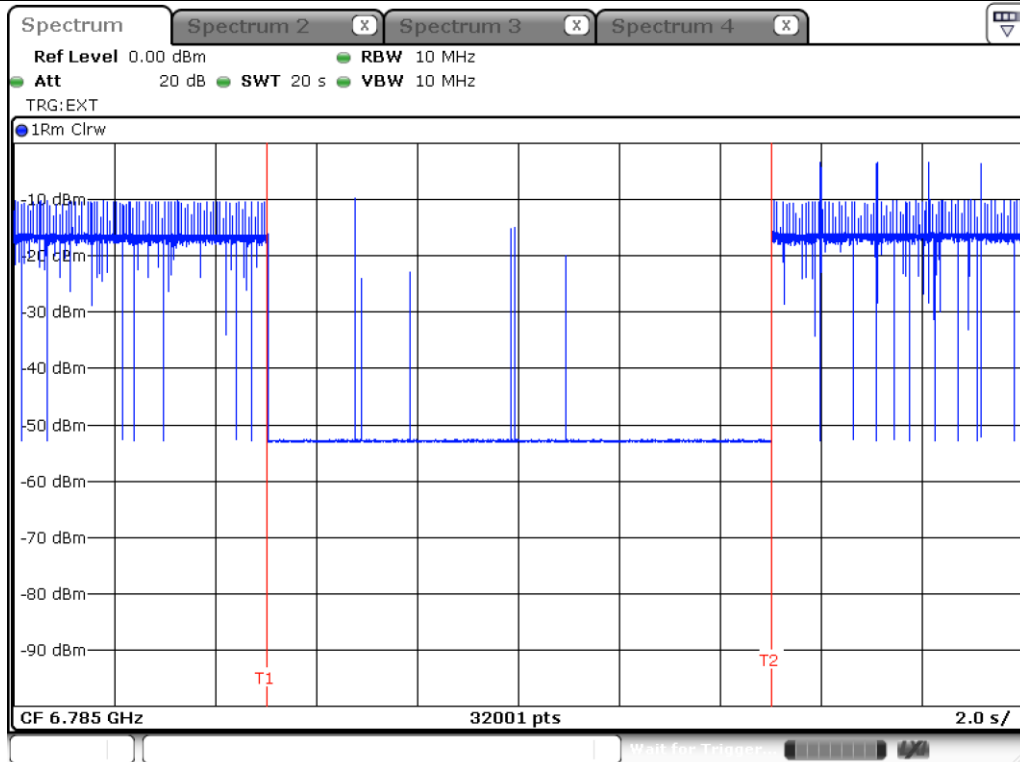
BW: 80 MHz / Frequency : 6180 MHz



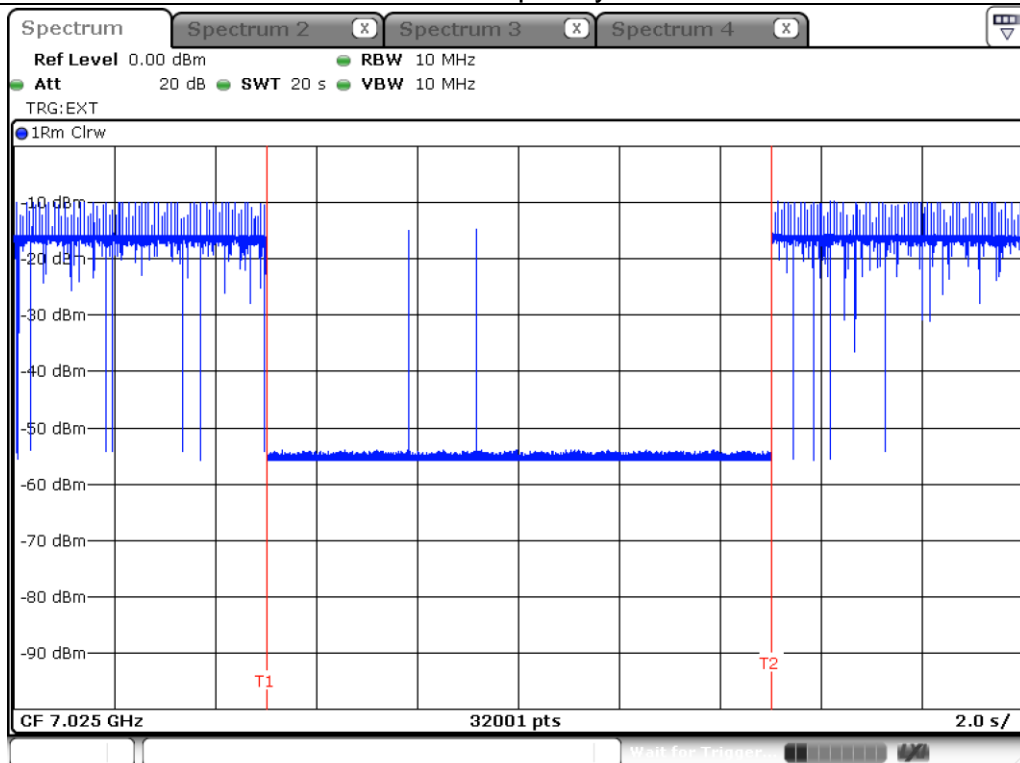
BW: 80 MHz / Frequency : 6465 MHz



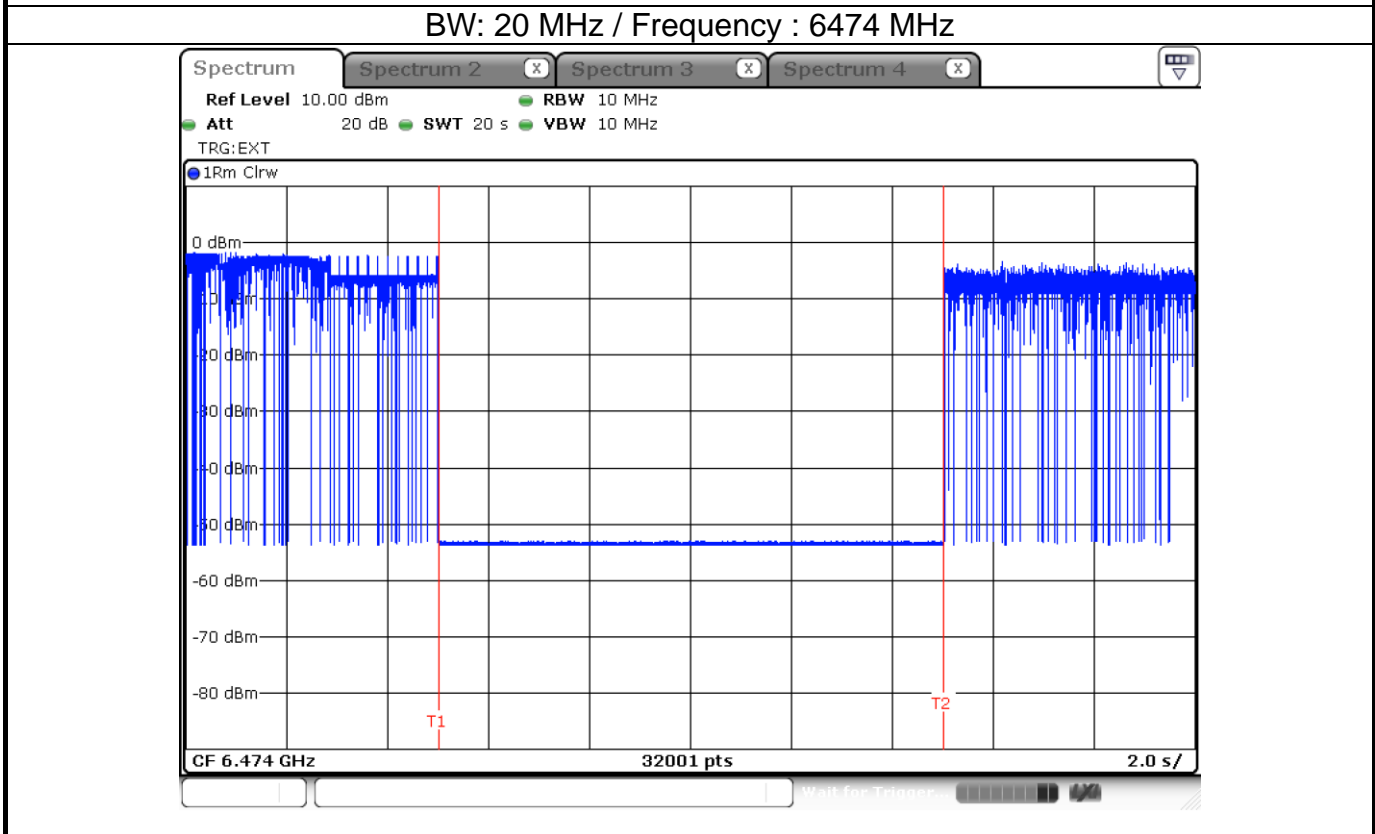
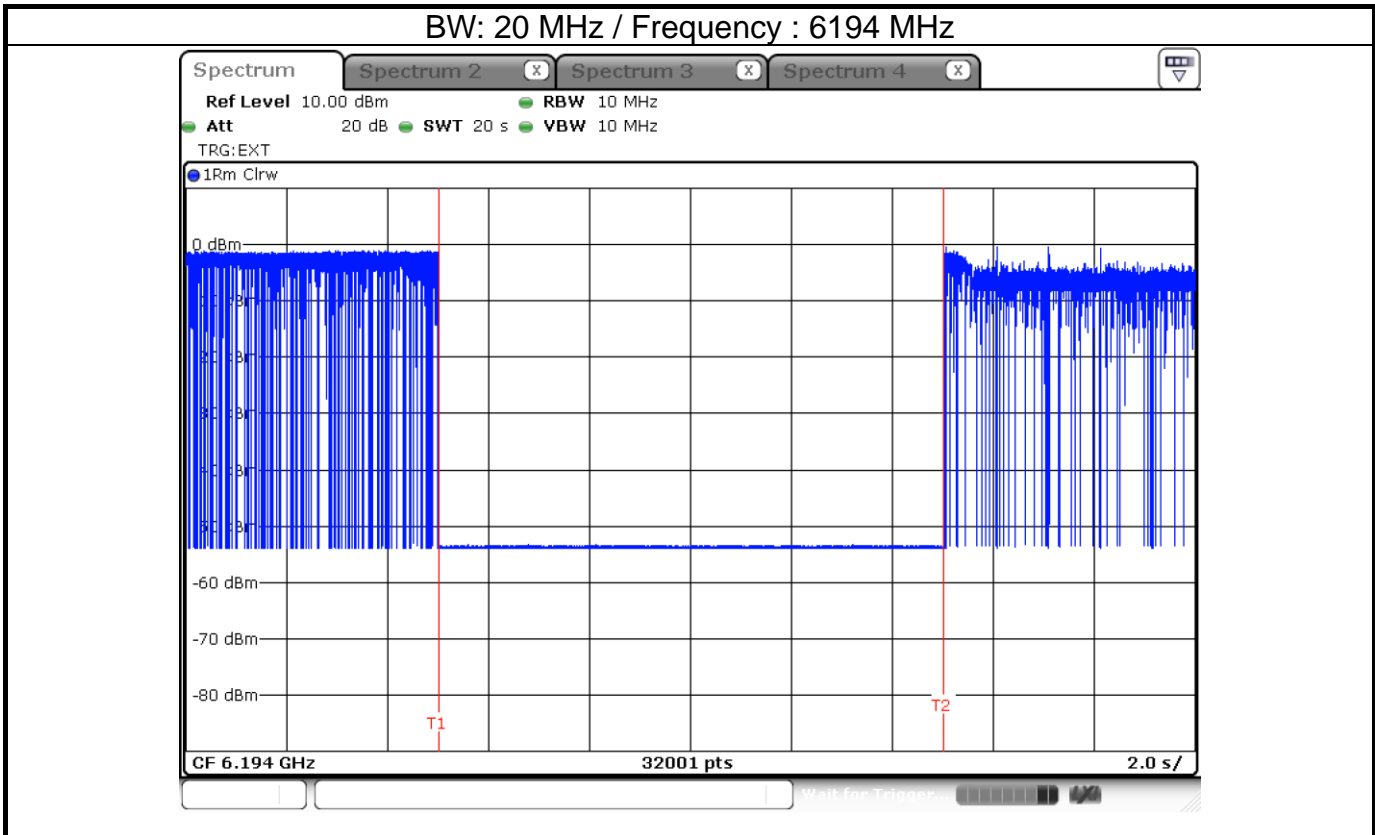
BW: 80 MHz / Frequency : 6785 MHz



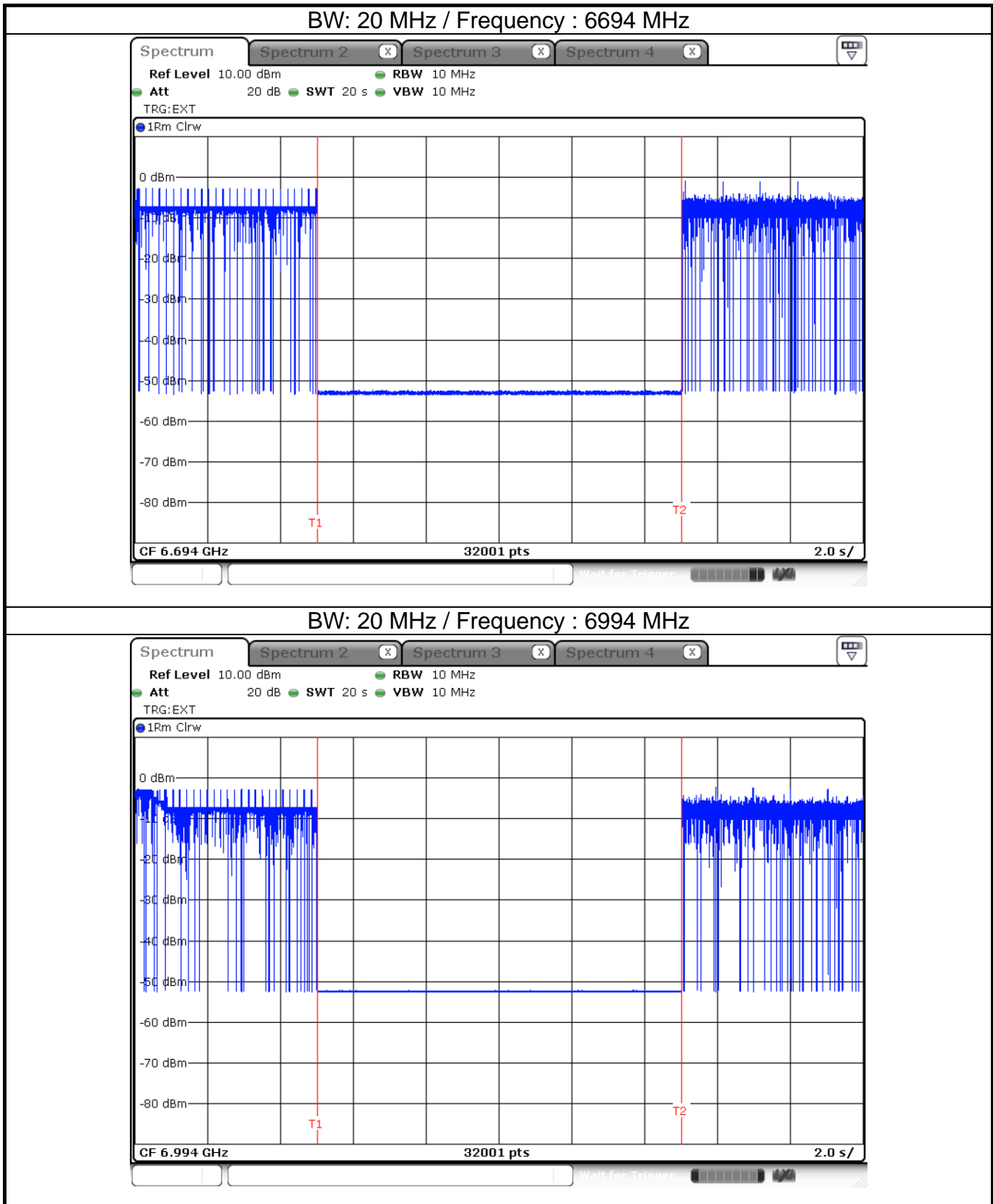
BW: 80 MHz / Frequency : 7025 MHz



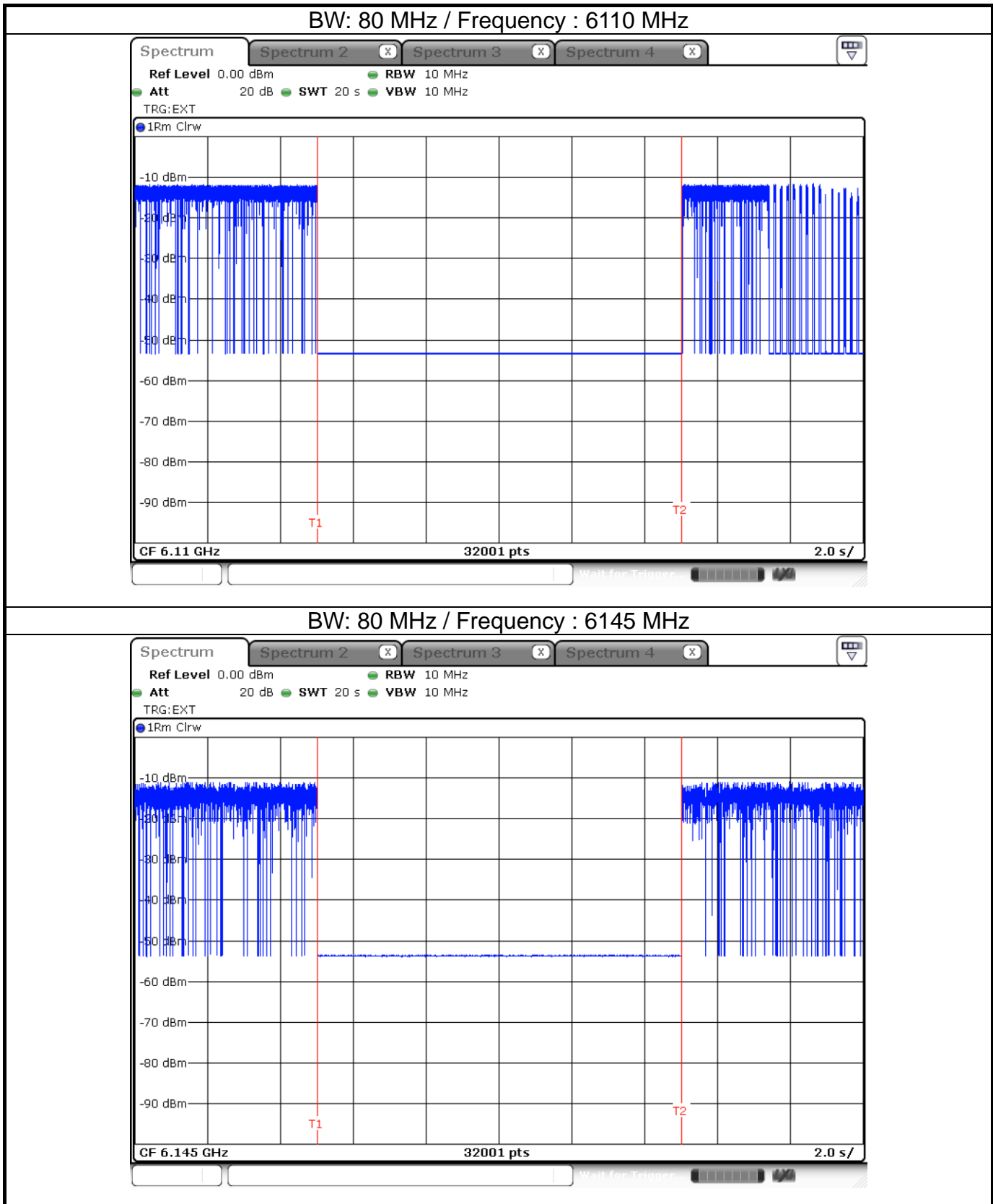
EUT ceased transmission



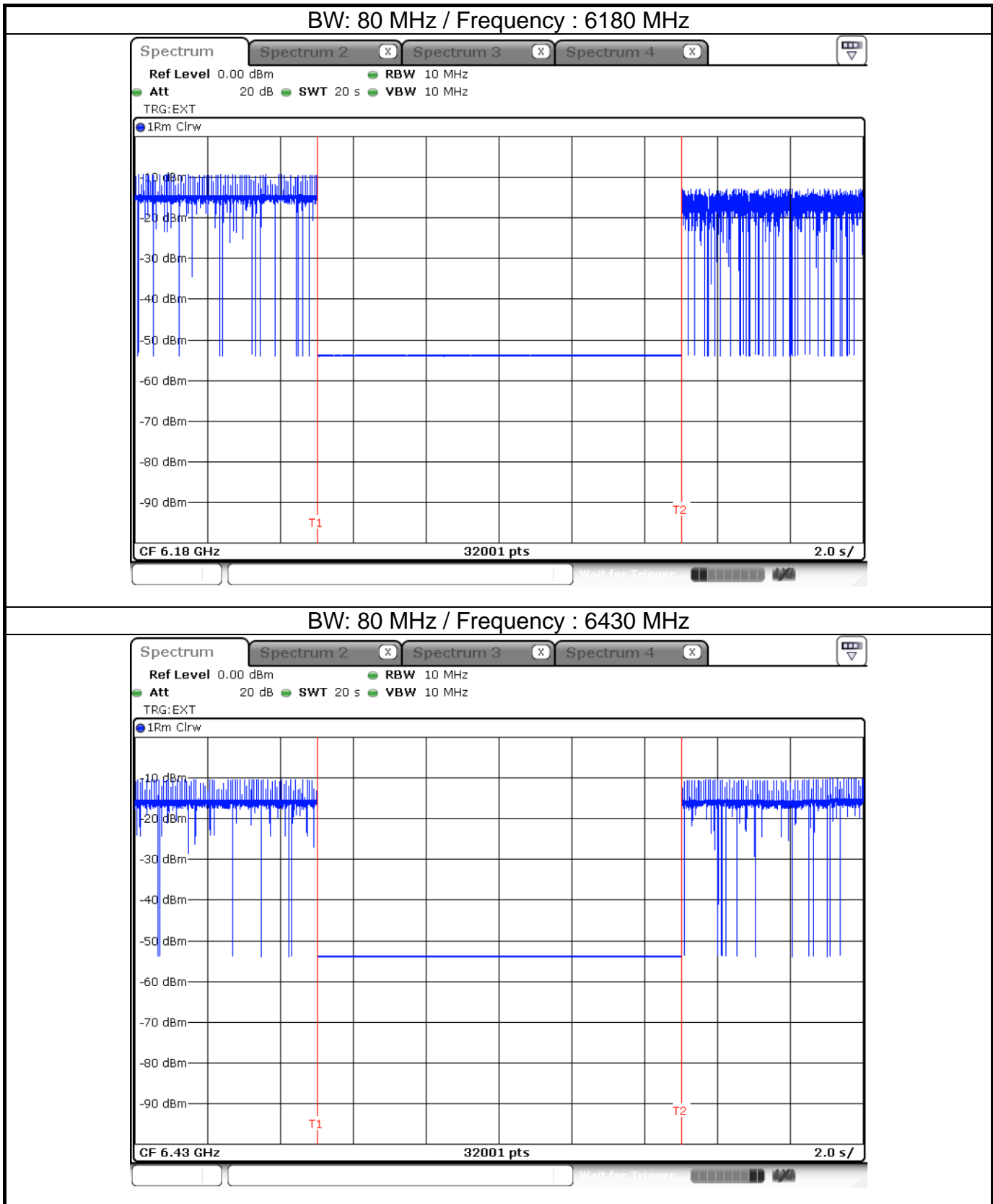
Note: T1: AWGN signal is injected, T2: AWGN signal is removed.



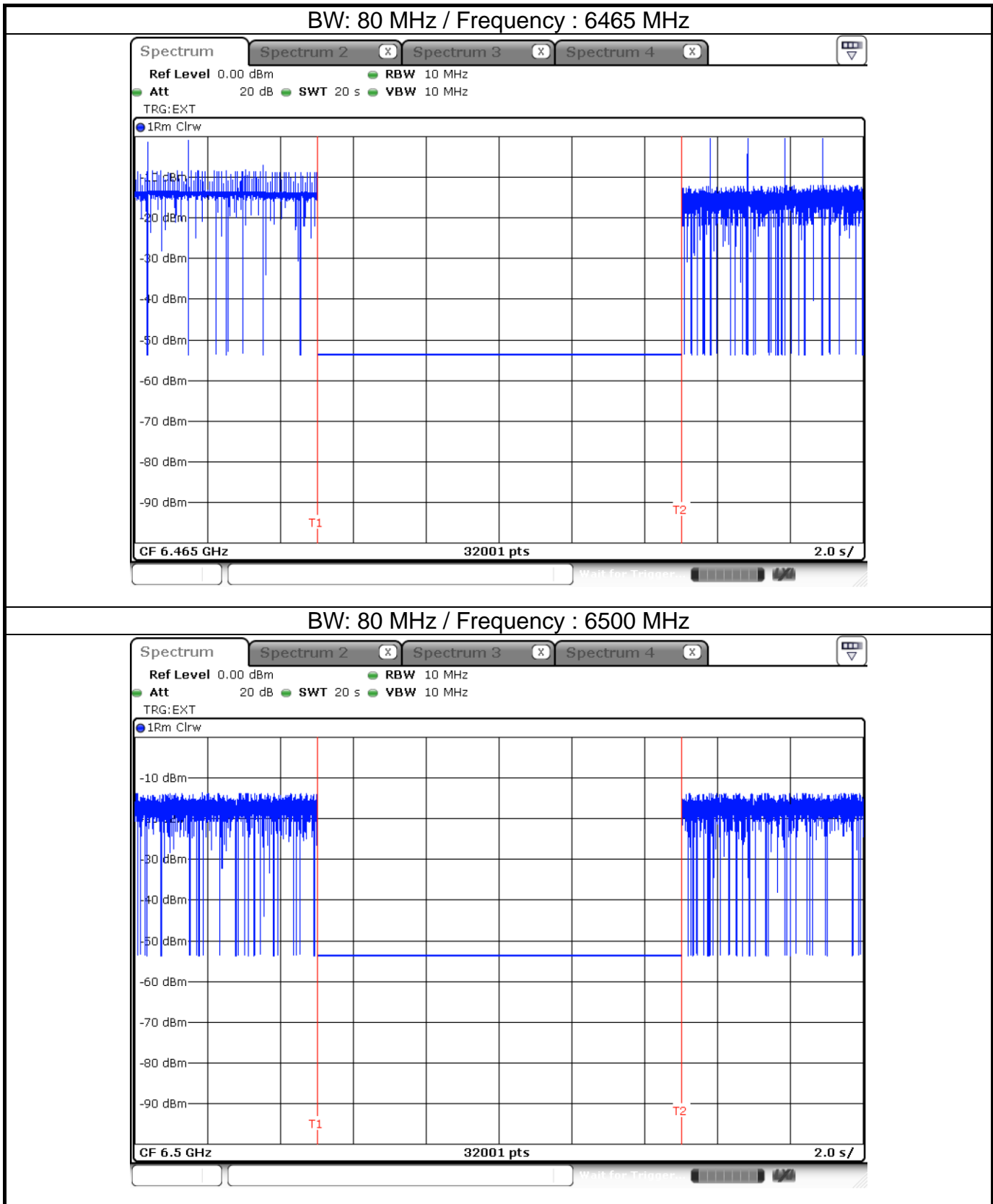
Note: T1: AWGN signal is injected, T2: AWGN signal is removed.



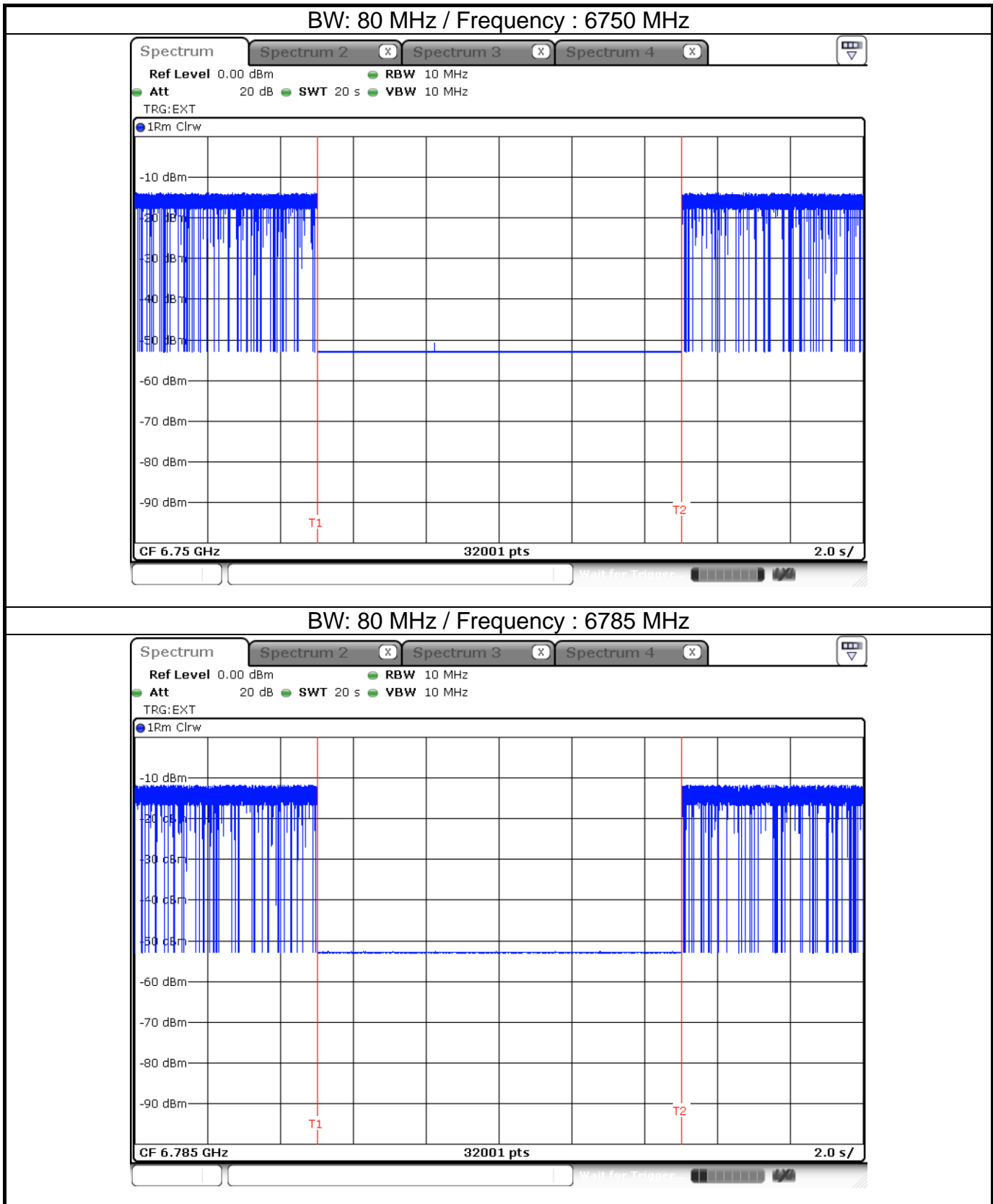
Note: T1: AWGN signal is injected, T2: AWGN signal is removed.



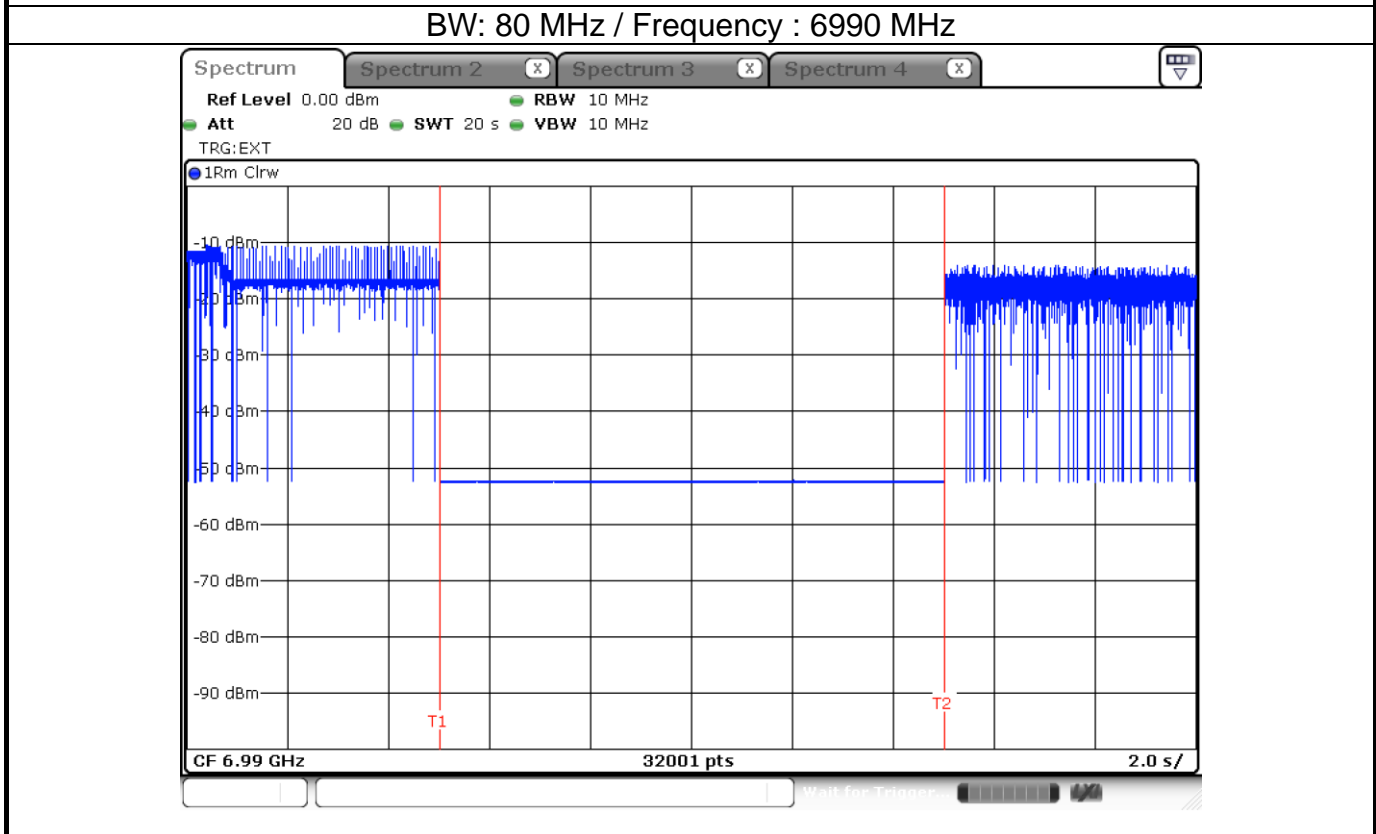
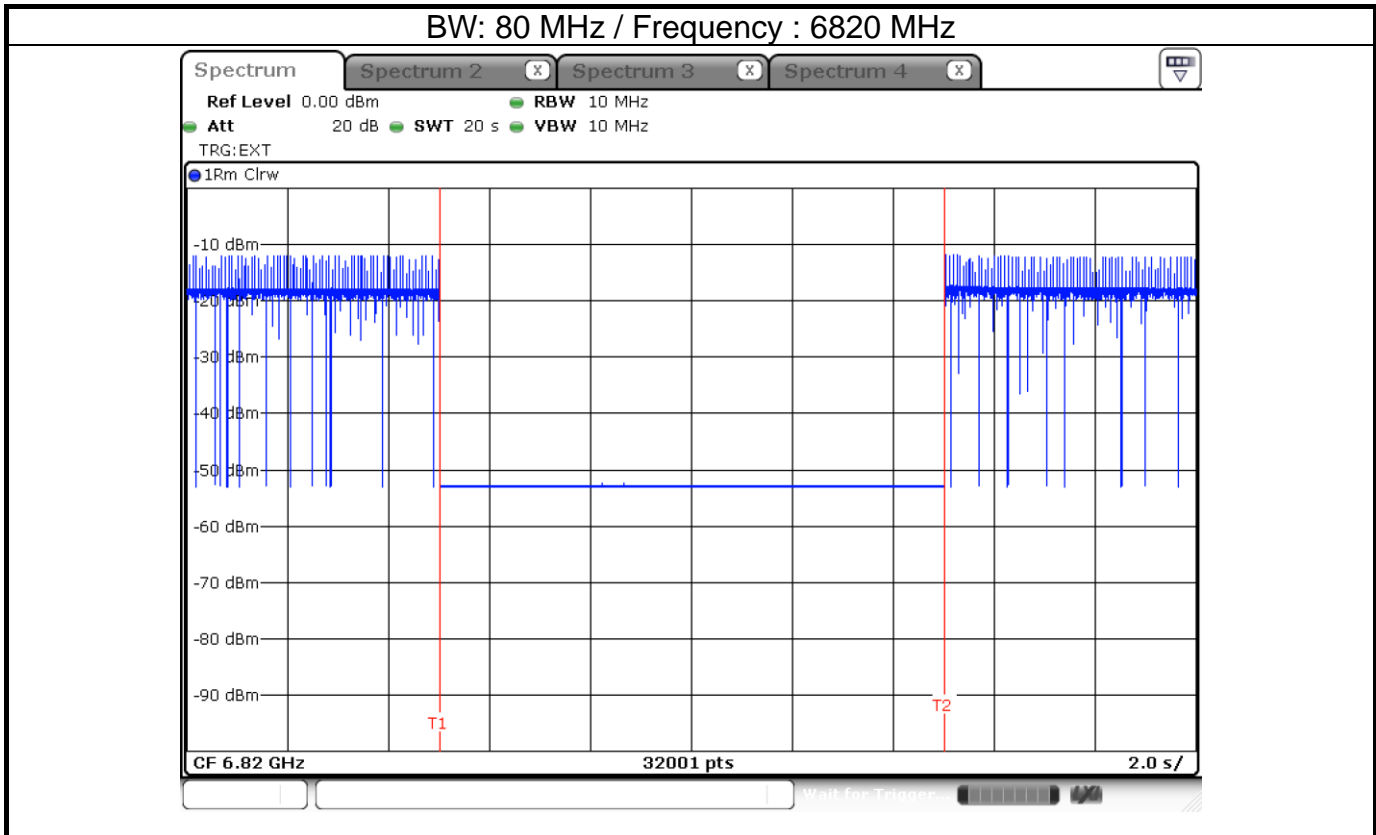
Note: T1: AWGN signal is injected, T2: AWGN signal is removed.



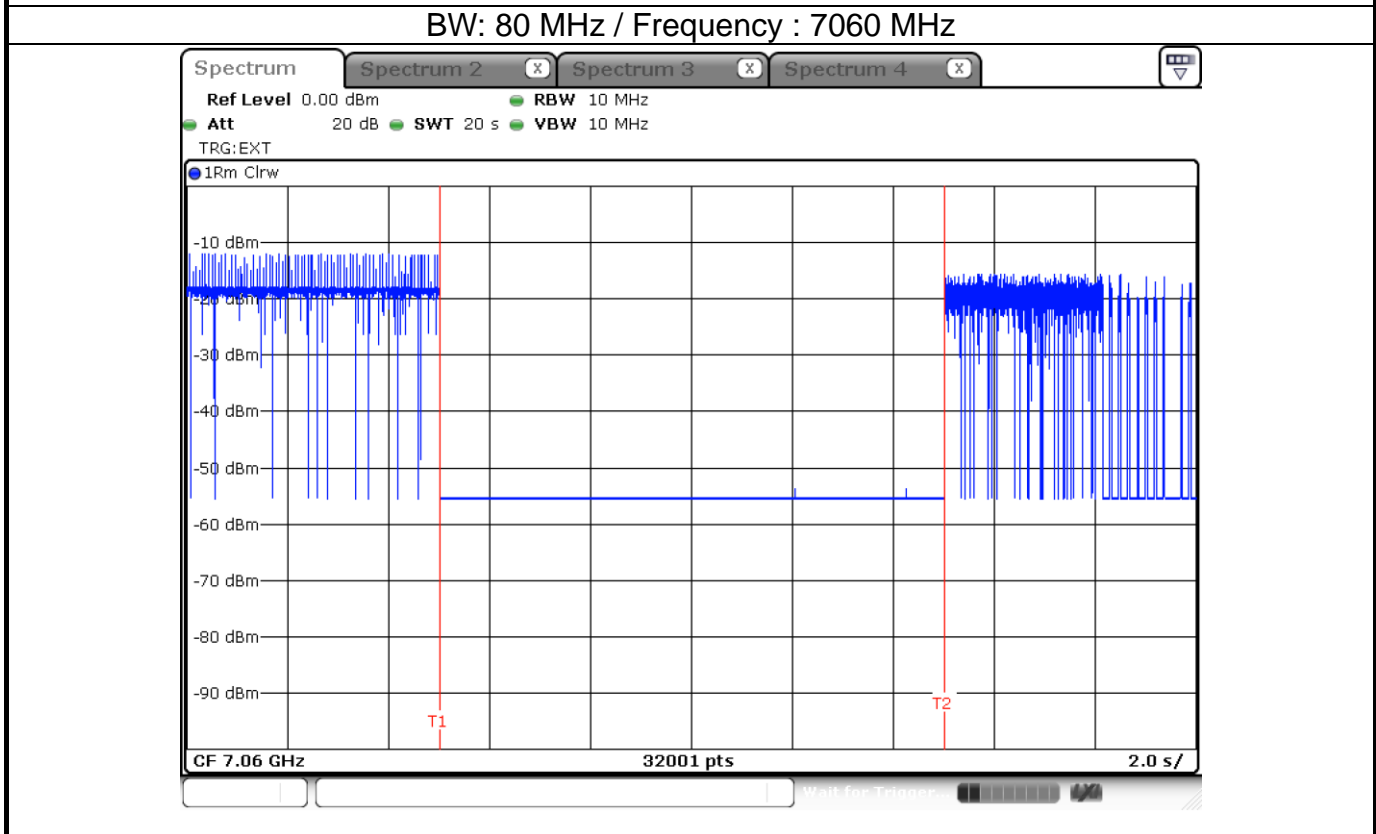
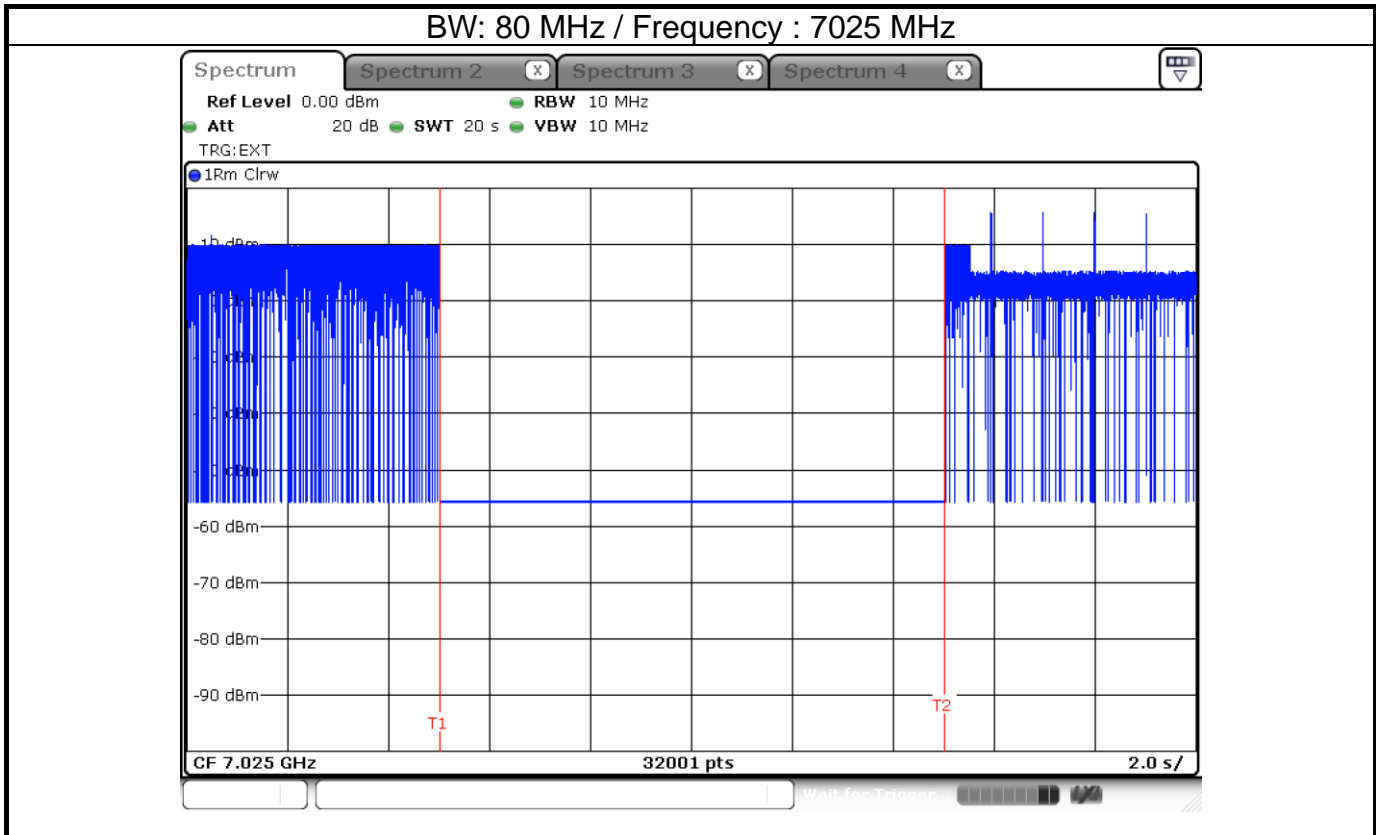
Note: T1: AWGN signal is injected, T2: AWGN signal is removed.



Note: T1: AWGN signal is injected, T2: AWGN signal is removed.



Note: T1: AWGN signal is injected, T2: AWGN signal is removed.



Note: T1: AWGN signal is injected, T2: AWGN signal is removed.



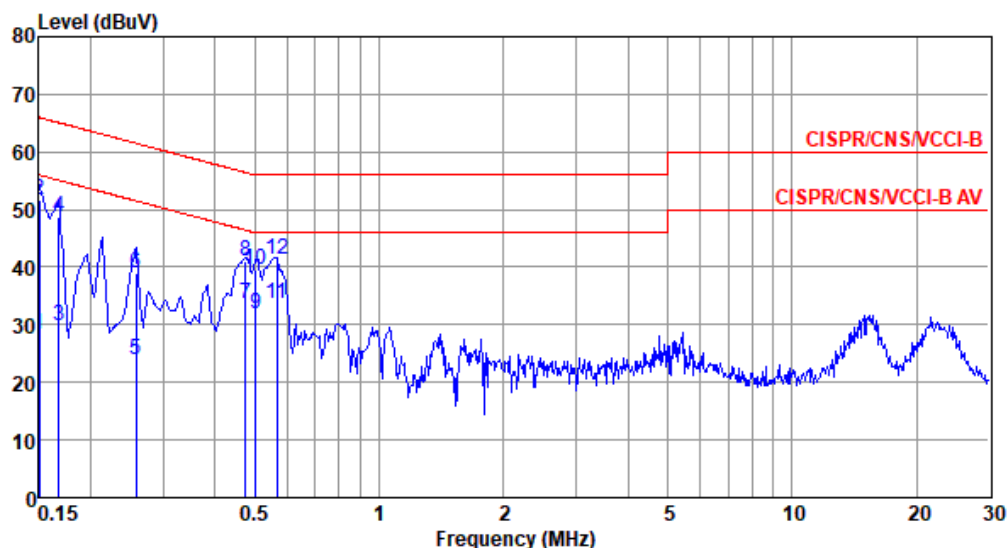
SC Module with PCB Dipole antenna

Modulation	ax HE80-OFDMA	Test Freq. (MHz)	6385
Power Phase	Line		

Test by : Joe Liao

Temperature: 22°C

Humidity: 68%



	Freq MHz	Level dBuV	Limit dBuV	Over Limit dB	Read Level dBuV	Factor dB	Cable loss dB	Aux dB	Remark
1	0.150	28.37	56.00	-27.63	18.50	9.63	0.06	0.18	Average
2	0.150	51.61	66.00	-14.39	41.74	9.63	0.06	0.18	QP
3	0.168	29.78	55.08	-25.30	19.91	9.63	0.06	0.18	Average
4	0.168	48.67	65.08	-16.41	38.80	9.63	0.06	0.18	QP
5	0.258	23.90	51.51	-27.61	13.99	9.62	0.06	0.23	Average
6	0.258	38.83	61.51	-22.68	28.92	9.62	0.06	0.23	QP
7	0.474	33.57	46.45	-12.88	23.57	9.62	0.07	0.31	Average
8	0.474	41.10	56.45	-15.35	31.10	9.62	0.07	0.31	QP
9	0.502	31.93	46.00	-14.07	21.93	9.62	0.07	0.31	Average
10	0.502	39.56	56.00	-16.44	29.56	9.62	0.07	0.31	QP
11*	0.564	33.77	46.00	-12.23	23.76	9.62	0.08	0.31	Average
12	0.564	41.32	56.00	-14.68	31.31	9.62	0.08	0.31	QP

Note 1: Level (dBuV) = Read Level (dBuV) + LISN Factor (dB) + Cable Loss (dB) + Aux (dB).

2: Over Limit (dB) = Level (dBuV) - Limit Line (dBuV).

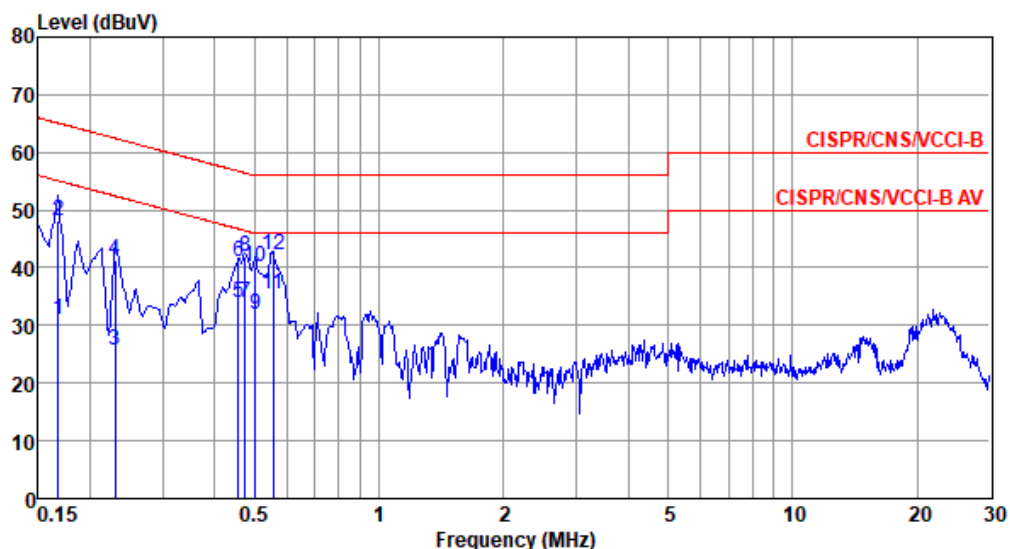


Modulation	ax HE80-OFDMA	Test Freq. (MHz)	6385
Power Phase	Neutral		

Test by : Joe Liao

Temperature: 22°C

Humidity: 68%



	Freq MHz	Level dBuV	Limit Line dBuV	Over Limit dB	Read Level dBuV	Factor dB	Cable loss dB	Aux dB	Remark
1	0.168	31.05	55.08	-24.03	21.18	9.63	0.06	0.18	Average
2	0.168	48.26	65.08	-16.82	38.39	9.63	0.06	0.18	QP
3	0.230	25.61	52.44	-26.83	15.71	9.63	0.06	0.21	Average
4	0.230	41.34	62.44	-21.10	31.44	9.63	0.06	0.21	QP
5	0.456	34.09	46.76	-12.67	24.10	9.62	0.07	0.30	Average
6	0.456	41.07	56.76	-15.69	31.08	9.62	0.07	0.30	QP
7	0.474	34.00	46.45	-12.45	24.00	9.62	0.07	0.31	Average
8	0.474	41.86	56.45	-14.59	31.86	9.62	0.07	0.31	QP
9	0.502	31.97	46.00	-14.03	21.97	9.62	0.07	0.31	Average
10	0.502	40.10	56.00	-15.90	30.10	9.62	0.07	0.31	QP
11*	0.555	35.35	46.00	-10.65	25.34	9.62	0.08	0.31	Average
12	0.555	42.25	56.00	-13.75	32.24	9.62	0.08	0.31	QP

Note 1: Level (dBuV) = Read Level (dBuV) + LISN Factor (dB) + Cable Loss (dB) + Aux (dB).

2: Over Limit (dB) = Level (dBuV) – Limit Line (dBuV).



ST M.2, SDIO Module with PCB Dipole antenna

Modulation	ax HE80-OFDMA	Test Freq. (MHz)	6385																																																																																																																																		
Power Phase	Line																																																																																																																																				
Test by : Joe Liao Temperature: 22°C Humidity: 68%																																																																																																																																					
<div><p>Level (dBuV)</p><p>Frequency (MHz)</p></div> <table><tr><th></th><th>Freq MHz</th><th>Level dBuV</th><th>Limit dBuV</th><th>Over Limit dB</th><th>Read Level dBuV</th><th>Factor dB</th><th>Cable loss dB</th><th>Aux dB</th><th>Remark</th></tr><tr><td>1</td><td>0.159</td><td>36.73</td><td>55.52</td><td>-18.79</td><td>26.86</td><td>9.63</td><td>0.06</td><td>0.18</td><td>Average</td></tr><tr><td>2</td><td>0.159</td><td>51.82</td><td>65.52</td><td>-13.70</td><td>41.95</td><td>9.63</td><td>0.06</td><td>0.18</td><td>QP</td></tr><tr><td>3</td><td>0.474</td><td>35.70</td><td>46.45</td><td>-10.75</td><td>25.70</td><td>9.62</td><td>0.07</td><td>0.31</td><td>Average</td></tr><tr><td>4</td><td>0.474</td><td>39.10</td><td>56.45</td><td>-17.35</td><td>29.10</td><td>9.62</td><td>0.07</td><td>0.31</td><td>QP</td></tr><tr><td>5*</td><td>0.502</td><td>38.50</td><td>46.00</td><td>-7.50</td><td>28.50</td><td>9.62</td><td>0.07</td><td>0.31</td><td>Average</td></tr><tr><td>6</td><td>0.502</td><td>41.63</td><td>56.00</td><td>-14.37</td><td>31.63</td><td>9.62</td><td>0.07</td><td>0.31</td><td>QP</td></tr><tr><td>7</td><td>0.529</td><td>37.80</td><td>46.00</td><td>-8.20</td><td>27.79</td><td>9.62</td><td>0.08</td><td>0.31</td><td>Average</td></tr><tr><td>8</td><td>0.529</td><td>40.53</td><td>56.00</td><td>-15.47</td><td>30.52</td><td>9.62</td><td>0.08</td><td>0.31</td><td>QP</td></tr><tr><td>9</td><td>0.555</td><td>36.58</td><td>46.00</td><td>-9.42</td><td>26.57</td><td>9.62</td><td>0.08</td><td>0.31</td><td>Average</td></tr><tr><td>10</td><td>0.555</td><td>39.29</td><td>56.00</td><td>-16.71</td><td>29.28</td><td>9.62</td><td>0.08</td><td>0.31</td><td>QP</td></tr><tr><td>11</td><td>0.579</td><td>38.32</td><td>46.00</td><td>-7.68</td><td>28.31</td><td>9.62</td><td>0.08</td><td>0.31</td><td>Average</td></tr><tr><td>12</td><td>0.579</td><td>40.90</td><td>56.00</td><td>-15.10</td><td>30.89</td><td>9.62</td><td>0.08</td><td>0.31</td><td>QP</td></tr></table>					Freq MHz	Level dBuV	Limit dBuV	Over Limit dB	Read Level dBuV	Factor dB	Cable loss dB	Aux dB	Remark	1	0.159	36.73	55.52	-18.79	26.86	9.63	0.06	0.18	Average	2	0.159	51.82	65.52	-13.70	41.95	9.63	0.06	0.18	QP	3	0.474	35.70	46.45	-10.75	25.70	9.62	0.07	0.31	Average	4	0.474	39.10	56.45	-17.35	29.10	9.62	0.07	0.31	QP	5*	0.502	38.50	46.00	-7.50	28.50	9.62	0.07	0.31	Average	6	0.502	41.63	56.00	-14.37	31.63	9.62	0.07	0.31	QP	7	0.529	37.80	46.00	-8.20	27.79	9.62	0.08	0.31	Average	8	0.529	40.53	56.00	-15.47	30.52	9.62	0.08	0.31	QP	9	0.555	36.58	46.00	-9.42	26.57	9.62	0.08	0.31	Average	10	0.555	39.29	56.00	-16.71	29.28	9.62	0.08	0.31	QP	11	0.579	38.32	46.00	-7.68	28.31	9.62	0.08	0.31	Average	12	0.579	40.90	56.00	-15.10	30.89	9.62	0.08	0.31	QP
	Freq MHz	Level dBuV	Limit dBuV	Over Limit dB	Read Level dBuV	Factor dB	Cable loss dB	Aux dB	Remark																																																																																																																												
1	0.159	36.73	55.52	-18.79	26.86	9.63	0.06	0.18	Average																																																																																																																												
2	0.159	51.82	65.52	-13.70	41.95	9.63	0.06	0.18	QP																																																																																																																												
3	0.474	35.70	46.45	-10.75	25.70	9.62	0.07	0.31	Average																																																																																																																												
4	0.474	39.10	56.45	-17.35	29.10	9.62	0.07	0.31	QP																																																																																																																												
5*	0.502	38.50	46.00	-7.50	28.50	9.62	0.07	0.31	Average																																																																																																																												
6	0.502	41.63	56.00	-14.37	31.63	9.62	0.07	0.31	QP																																																																																																																												
7	0.529	37.80	46.00	-8.20	27.79	9.62	0.08	0.31	Average																																																																																																																												
8	0.529	40.53	56.00	-15.47	30.52	9.62	0.08	0.31	QP																																																																																																																												
9	0.555	36.58	46.00	-9.42	26.57	9.62	0.08	0.31	Average																																																																																																																												
10	0.555	39.29	56.00	-16.71	29.28	9.62	0.08	0.31	QP																																																																																																																												
11	0.579	38.32	46.00	-7.68	28.31	9.62	0.08	0.31	Average																																																																																																																												
12	0.579	40.90	56.00	-15.10	30.89	9.62	0.08	0.31	QP																																																																																																																												
Note 1: Level (dBuV) = Read Level (dBuV) + LISN Factor (dB) + Cable Loss (dB) + Aux (dB). 2: Over Limit (dB) = Level (dBuV) - Limit Line (dBuV).																																																																																																																																					

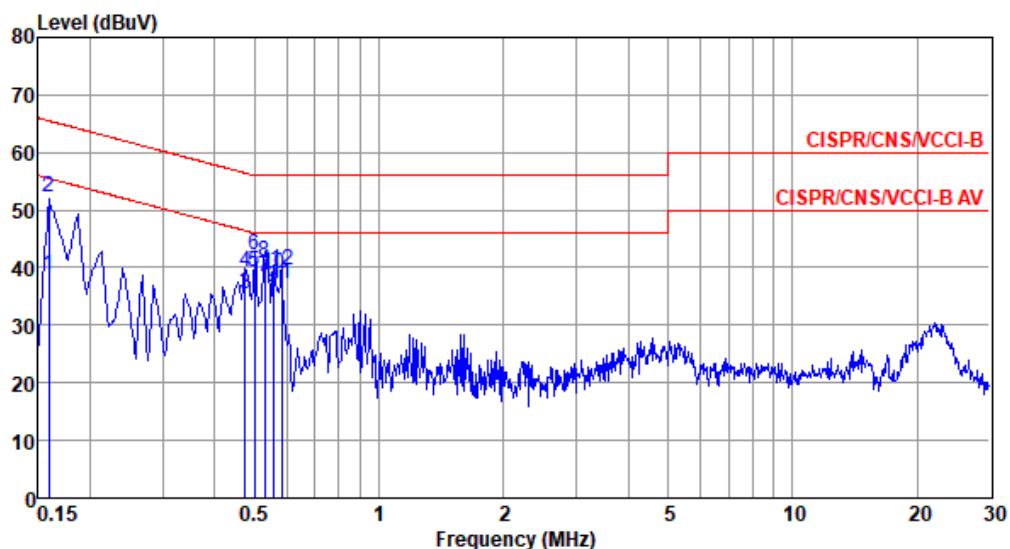


Modulation	ax HE20-OFDMA	Test Freq. (MHz)	5580
Power Phase	Neutral		

Test by : Joe Liao

Temperature: 22°C

Humidity: 68%



	Freq	Level	Limit	Over	Read	Factor	Cable	Aux	Remark
	MHz	dBuV	Line	Limit	Level	dB	loss	dB	
			dBuV	dB	dBuV		dB		
1	0.159	38.63	55.52	-16.89	28.76	9.63	0.06	0.18	Average
2	0.159	52.36	65.52	-13.16	42.49	9.63	0.06	0.18	QP
3	0.474	35.54	46.45	-10.91	25.54	9.62	0.07	0.31	Average
4	0.474	39.16	56.45	-17.29	29.16	9.62	0.07	0.31	QP
5*	0.500	39.28	46.00	-6.72	29.28	9.62	0.07	0.31	Average
6	0.500	42.35	56.00	-13.65	32.35	9.62	0.07	0.31	QP
7	0.529	38.30	46.00	-7.70	28.29	9.62	0.08	0.31	Average
8	0.529	41.16	56.00	-14.84	31.15	9.62	0.08	0.31	QP
9	0.555	36.57	46.00	-9.43	26.56	9.62	0.08	0.31	Average
10	0.555	39.01	56.00	-16.99	29.00	9.62	0.08	0.31	QP
11	0.582	37.11	46.00	-8.89	27.10	9.62	0.08	0.31	Average
12	0.582	39.63	56.00	-16.37	29.62	9.62	0.08	0.31	QP

Note 1: Level (dBuV) = Read Level (dBuV) + LISN Factor (dB) + Cable Loss (dB) + Aux (dB).

2: Over Limit (dB) = Level (dBuV) - Limit Line (dBuV).



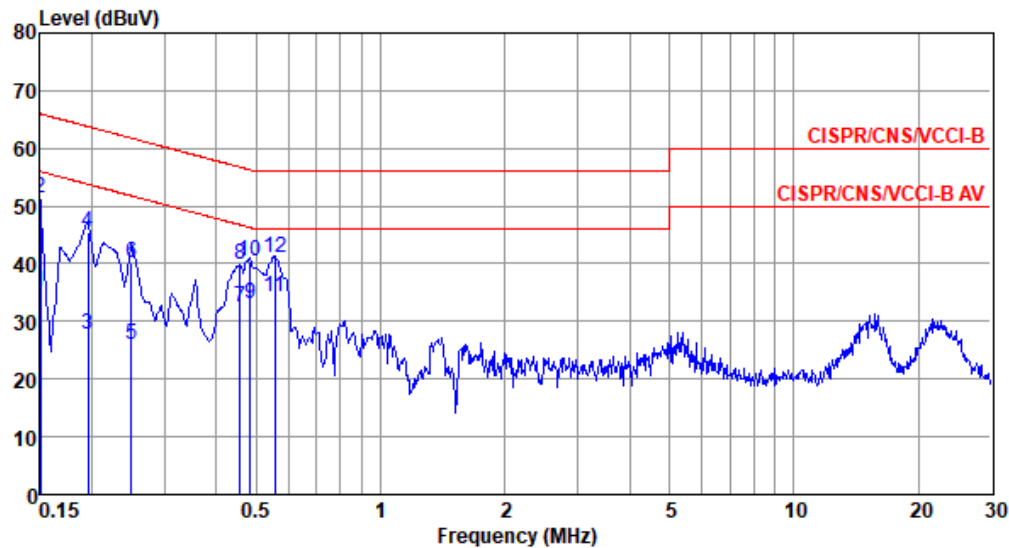
ST M.2, PCIe Module with PCB Dipole antenna

Modulation	ax HE80-OFDMA	Test Freq. (MHz)	6385
Power Phase	Line		

Test by : Joe Liao

Temperature: 22°C

Humidity: 68%

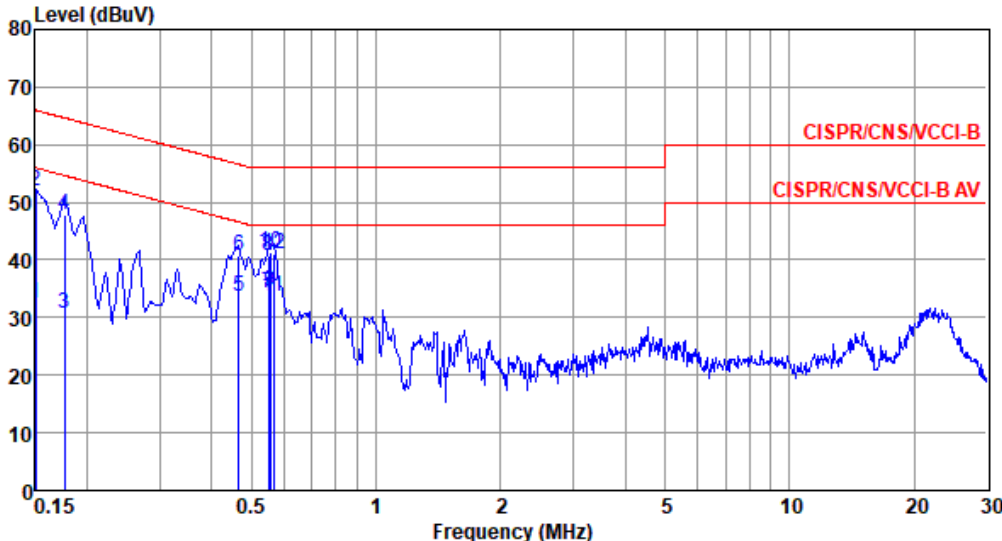


	Freq MHz	Level dBUV	Limit Line dBUV	Over Limit dB	Read Level dBUV	Factor dB	Cable loss dB	Aux dB	Remark
1	0.150	35.13	56.00	-20.87	25.26	9.63	0.06	0.18	Average
2	0.150	51.35	66.00	-14.65	41.48	9.63	0.06	0.18	QP
3	0.195	27.79	53.80	-26.01	17.92	9.62	0.06	0.19	Average
4	0.195	45.33	63.80	-18.47	35.46	9.62	0.06	0.19	QP
5	0.249	25.92	51.78	-25.86	16.01	9.62	0.06	0.23	Average
6	0.249	40.19	61.78	-21.59	30.28	9.62	0.06	0.23	QP
7	0.456	32.54	46.76	-14.22	22.55	9.62	0.07	0.30	Average
8	0.456	39.77	56.76	-16.99	29.78	9.62	0.07	0.30	QP
9	0.484	33.14	46.27	-13.13	23.14	9.62	0.07	0.31	Average
10	0.484	40.40	56.27	-15.87	30.40	9.62	0.07	0.31	QP
11*	0.555	34.10	46.00	-11.90	24.09	9.62	0.08	0.31	Average
12	0.555	41.17	56.00	-14.83	31.16	9.62	0.08	0.31	QP

Note 1: Level (dBUV) = Read Level (dBUV) + LISN Factor (dB) + Cable Loss (dB) + Aux (dB).

2: Over Limit (dB) = Level (dBUV) – Limit Line (dBUV).



Modulation	ax HE80-OFDMA	Test Freq. (MHz)	6385																																																																																																																																		
Power Phase	Neutral																																																																																																																																				
Test by : Joe Liao Temperature: 22°C Humidity: 68%																																																																																																																																					
<div><div><div>Level (dBuV)</div><div></div><div>Frequency (MHz)</div></div><table><thead><tr><th></th><th>Freq MHz</th><th>Level dBuV</th><th>Limit Line dBuV</th><th>Over Limit dB</th><th>Read Level dBuV</th><th>Factor dB</th><th>Cable loss dB</th><th>Aux dB</th><th>Remark</th></tr></thead><tbody><tr><td>1</td><td>0.150</td><td>32.60</td><td>56.00</td><td>-23.40</td><td>22.73</td><td>9.63</td><td>0.06</td><td>0.18</td><td>Average</td></tr><tr><td>2</td><td>0.150</td><td>51.91</td><td>66.00</td><td>-14.09</td><td>42.04</td><td>9.63</td><td>0.06</td><td>0.18</td><td>QP</td></tr><tr><td>3</td><td>0.177</td><td>30.80</td><td>54.64</td><td>-23.84</td><td>20.92</td><td>9.63</td><td>0.06</td><td>0.19</td><td>Average</td></tr><tr><td>4</td><td>0.177</td><td>47.97</td><td>64.64</td><td>-16.67</td><td>38.09</td><td>9.63</td><td>0.06</td><td>0.19</td><td>QP</td></tr><tr><td>5</td><td>0.466</td><td>33.59</td><td>46.58</td><td>-12.99</td><td>23.59</td><td>9.62</td><td>0.07</td><td>0.31</td><td>Average</td></tr><tr><td>6</td><td>0.466</td><td>40.71</td><td>56.58</td><td>-15.87</td><td>30.71</td><td>9.62</td><td>0.07</td><td>0.31</td><td>QP</td></tr><tr><td>7</td><td>0.549</td><td>34.28</td><td>46.00</td><td>-11.72</td><td>24.27</td><td>9.62</td><td>0.08</td><td>0.31</td><td>Average</td></tr><tr><td>8</td><td>0.549</td><td>40.87</td><td>56.00</td><td>-15.13</td><td>30.86</td><td>9.62</td><td>0.08</td><td>0.31</td><td>QP</td></tr><tr><td>9*</td><td>0.555</td><td>34.63</td><td>46.00</td><td>-11.37</td><td>24.62</td><td>9.62</td><td>0.08</td><td>0.31</td><td>Average</td></tr><tr><td>10</td><td>0.555</td><td>41.45</td><td>56.00</td><td>-14.55</td><td>31.44</td><td>9.62</td><td>0.08</td><td>0.31</td><td>QP</td></tr><tr><td>11</td><td>0.564</td><td>33.52</td><td>46.00</td><td>-12.48</td><td>23.51</td><td>9.62</td><td>0.08</td><td>0.31</td><td>Average</td></tr><tr><td>12</td><td>0.564</td><td>41.03</td><td>56.00</td><td>-14.97</td><td>31.02</td><td>9.62</td><td>0.08</td><td>0.31</td><td>QP</td></tr></tbody></table></div> <div>Note 1: Level (dBuV) = Read Level (dBuV) + LISN Factor (dB) + Cable Loss (dB) + Aux (dB). 2: Over Limit (dB) = Level (dBuV) – Limit Line (dBuV).</div>					Freq MHz	Level dBuV	Limit Line dBuV	Over Limit dB	Read Level dBuV	Factor dB	Cable loss dB	Aux dB	Remark	1	0.150	32.60	56.00	-23.40	22.73	9.63	0.06	0.18	Average	2	0.150	51.91	66.00	-14.09	42.04	9.63	0.06	0.18	QP	3	0.177	30.80	54.64	-23.84	20.92	9.63	0.06	0.19	Average	4	0.177	47.97	64.64	-16.67	38.09	9.63	0.06	0.19	QP	5	0.466	33.59	46.58	-12.99	23.59	9.62	0.07	0.31	Average	6	0.466	40.71	56.58	-15.87	30.71	9.62	0.07	0.31	QP	7	0.549	34.28	46.00	-11.72	24.27	9.62	0.08	0.31	Average	8	0.549	40.87	56.00	-15.13	30.86	9.62	0.08	0.31	QP	9*	0.555	34.63	46.00	-11.37	24.62	9.62	0.08	0.31	Average	10	0.555	41.45	56.00	-14.55	31.44	9.62	0.08	0.31	QP	11	0.564	33.52	46.00	-12.48	23.51	9.62	0.08	0.31	Average	12	0.564	41.03	56.00	-14.97	31.02	9.62	0.08	0.31	QP
	Freq MHz	Level dBuV	Limit Line dBuV	Over Limit dB	Read Level dBuV	Factor dB	Cable loss dB	Aux dB	Remark																																																																																																																												
1	0.150	32.60	56.00	-23.40	22.73	9.63	0.06	0.18	Average																																																																																																																												
2	0.150	51.91	66.00	-14.09	42.04	9.63	0.06	0.18	QP																																																																																																																												
3	0.177	30.80	54.64	-23.84	20.92	9.63	0.06	0.19	Average																																																																																																																												
4	0.177	47.97	64.64	-16.67	38.09	9.63	0.06	0.19	QP																																																																																																																												
5	0.466	33.59	46.58	-12.99	23.59	9.62	0.07	0.31	Average																																																																																																																												
6	0.466	40.71	56.58	-15.87	30.71	9.62	0.07	0.31	QP																																																																																																																												
7	0.549	34.28	46.00	-11.72	24.27	9.62	0.08	0.31	Average																																																																																																																												
8	0.549	40.87	56.00	-15.13	30.86	9.62	0.08	0.31	QP																																																																																																																												
9*	0.555	34.63	46.00	-11.37	24.62	9.62	0.08	0.31	Average																																																																																																																												
10	0.555	41.45	56.00	-14.55	31.44	9.62	0.08	0.31	QP																																																																																																																												
11	0.564	33.52	46.00	-12.48	23.51	9.62	0.08	0.31	Average																																																																																																																												
12	0.564	41.03	56.00	-14.97	31.02	9.62	0.08	0.31	QP																																																																																																																												